

SHIRE OF YORK



ADOPTED ANNUAL BUDGET 2016/17

Presented to Council for adoption at the
Ordinary Council Meeting held on 25 July 2016

Our vision

"Building on our history, to create our future"

Contents

President's Introduction

Overview

Budget processes

1. Linkage to the Plan for the Future
2. Activities, initiatives and key strategic activities
3. Budget influences

Budget analysis

4. Analysis of operating budget
5. Analysis of budgeted cash position
6. Analysis of capital budget

Long term strategies

7. Rating strategy
8. Other strategies

Statutory Budget Information

Statement of Comprehensive Income by Program

Statement of Comprehensive Income by Nature or Type

Statement of Financial Activity

Statement of Cashflow

Rate Setting Statement

Notes to and Forming Part of the Annual Budget

Schedule of Fees and Charges

Summary Budget Schedules

President's Introduction

This year's budget is symbolic of the new era for the Shire of York.

Council recently adopted its Strategic Community Plan(SCP), Corporate Business Plan(CBP) and Long Term financial plan following a major strategic review and extensive community consultation. These documents have provided the input into the priorities included in this year's budget addressing issues identified by the community.

Some of the major strategic priorities in this year's budget include:

- Resurfacing of the Tennis Courts
- Swimming Pool upgrades
- Town beautification and improvements
- Additional funding to attract and support events to town
- Asset Plans will be developed for all assets of the Shire
- More than \$2.3 million will be spent on Roads.

The budget also facilitates the outcomes of the Chief Executive Officer's organisational review within existing resource allocations. Council has agreed to a new organisational structure and the recruitment of two new executive managers which replace the previous senior staff, a Community and Economic Development Officer and an additional staff member at the visitor centre which will allow the centre to open 7 days a week.

This year has also seen a revaluation of properties occur by the Valuer Generals Office. Many properties will be effected by this revaluation with valuations going either up or down. This, for some, will have a major impact upon the rates they pay.

The Corporate Business Plan proposed a rate increase for this year of 3.5%. Given the property revaluations which have occurred the Council has resolved to only increase the rates by 2.5% this year. This increase will deliver on the communities priorities and go towards positioning the Shire well for the future.

I would like to take this opportunity to thank the Councillors and staff for their work on preparing the comprehensive budget and look forward to seeing these long awaited projects implemented.

David Wallace
Shire President

Budget Processes

This section lists the budget processes undertaken in order to adopt the Annual Budget in accordance with the Local Government Act 1995 and its Regulations.

The timeline for the budget process has been relatively tight this year given the recent Major Strategic Review which saw the Council adopt a new Strategic Community Plan, Corporate Business Plan and Long Term Financial Plan. The development of the 2016/17 budget is largely based upon these plans.

The preparation of the budget, guided by the Strategic Review and incorporating the Council's and community's aspirations, began with Officers preparing the operating and capital components of the annual budget. A draft consolidated budget was then prepared and various iterations were considered by Council at informal workshops and briefings. A 'proposed' budget was prepared in accordance with the Act and submitted to Council for approval.

The budget is required to be adopted by 31 August in each year. The key dates for the budget process undertaken are summarised below:

- | | |
|--|-------------------|
| Officers prepared operating and capital estimates as part of the Major Strategic Review, to be incorporated into the Corporate Business Plan and Long Term Financial Plan. | Jan - March 2016 |
| 1. Council considers draft budget at informal briefings | April - June 2016 |
| 2. Proposed budget submitted to Council for approval | July 2016 |
| 3. Copy of adopted budget submitted to the Department | July 2016 |
| 4. | |

1. Linkage to Council Plans

This section describes how the Annual Budget links to the aspirations of the Strategic Community Plan and the initiatives detailed in the Corporate Business Plan which is supported by the Shire's Long Term Financial Plan, Asset Management Plans and Workforce Plan. This framework guides the Council in identifying community needs and aspirations over the long term (Strategic Plan), medium term (Corporate Business Plan) and short term (Annual Budget) and then holding itself accountable (Audited Statements).

1.1 Strategic planning framework

The Integrated Planning and Reporting Framework for local governments is a significant initiative put in place by Government to strengthen the capacity for Councils to plan strategically for their communities.

The Draft Strategic Plan, Corporate Business Plan and Long Term Financial Plans were adopted by the Council in May 2016 and advertised for public consultation. The Annual Budget is framed by taking into account the activities and initiatives which contribute to achieving the strategic objectives specified in the Plans.

1.2 Community Aspirations: the Five Themes

THE PLACE TO LIVE:

To be a place which is attractive and accessible for the young and elderly and attracts people in the middle age groups to work and settle in the Shire. The York community aspires to a balanced population structure in the long term.

A LEADER IN CULTURAL HERITAGE AND ENVIRONMENT:

To be a place which is renowned for its cultural heritage and the quality of its natural environment, and for the care taken by the community of both.

DRIVING THE YORK ECONOMY FORWARD

To have a vibrant, diverse and prosperous local economy which is sustainable in the long term, makes sustainable use of its natural and built heritage and community assets and delivers benefit in the form of local jobs, business opportunities and a positive image for the Shire.

BUILT FOR RESILIENCE:

To have secured an infrastructure base (e.g. buildings, roads, footpaths, parks, communications, water and energy ...) which is affordable, is managed at a level of risk accepted by the community, supports a sustainable environment, increases rural and town resilience, and is responsive to community needs.

STRONG LEADERSHIP AND GOVERNANCE:

To be a community where there is effective and responsive leadership and governance, a sense of collective purpose and shared direction and a willingness and desire to work together for that future.

2. Activities, Initiatives and Key Strategic Activities

This section provides a description of the activities to be funded in the Budget for the 2016/17 year and how these will contribute to achieving the strategic objectives specified in the plans for the future.

Activity Description	(Expenditure)/Revenue
General Purpose Funding	7,162,897
Details rates levied, interest on late payment of rates, general purpose grants and interest received on investments	<u>(332,192)</u> 6,830,705
Governance	8,687
This service provides assistance to elected members and ratepayers on matters which do not concern specific council services.	<u>(814,487)</u> (805,800)
Law Order, Public Safety	283,500
This service provides for the supervision of local laws, fire prevention and animal control.	<u>(585,545)</u> (302,045)
Health	18,500
This service provides for food quality and pest control, support to medical services and administration of environmental health.	<u>(312,220)</u> (293,720)
Education and Welfare	33,038
This service provides for maintenance of Pioneer Memorial Lodge (leased Aged Care facility); Centennial Units, which are a joint venture with Homeswest, providing self contained units to over 55's; and support to the Early Childhood Hub and other youth based initiatives.	<u>(112,727)</u> (79,689)
Community Amenities	737,023
This service provides the collection of rubbish, operations of waste disposal sites, administration of the Town Planning Scheme, maintenance of cemeteries, and protection of the environment.	<u>(1,426,384)</u> (689,361)
Recreation and Culture	664,157
This service provides for the maintenance of halls, swimming pool, recreation grounds and various reserves. The operations of the library and museum.	<u>(3,177,904)</u> (2,513,747)
Transport	1,487,833
This service provides for the maintenance of roads, bridges, footpaths, cleaning and lighting of streets, street trees and depot maintenance. Revenue associated with the construction of roads etc is also recorded in this programme.	<u>(2,786,932)</u> (1,299,099)
Economic Services	202,496
This service provides for tourism and area promotion, implementation of building controls and promotion of economic development initiatives.	<u>(965,717)</u> (763,222)
Other Property and Services	82,840
This service provides for the undertaking of private works, allocations of oncosts and plant operation costs, recording of material and stock, salaries and wages paid and allocated to works.	<u>(63,129)</u> 19,711

3. Budget Influences

This section sets out the key budget influences arising from the internal and external environment within which the Council operates.

3.1 Snapshot of York Shire Council

York is a vibrant and diverse rural community with a population of approximately 3,500 and located in close proximity to Perth (95kms east), in the western central Wheatbelt region of Western Australia. The Shire of York is located in a productive agricultural region, and is a place of choice for residential and business development and for rural production.

The Shire of York covers an area of 2,131km², and is bound by the Shires of Northam and Cunderdin to the north and northeast respectively, Quairading to the east, Beverley to the south, and Mundaring and Kalamunda to the west. The climate is Mediterranean with warm to hot, dry summers and mild wet winters.

Being the first inland town to be settled, there are significant heritage values associated with York which encourages tourism. Located on the banks of the famous Avon River, the town of York is an attractive place to visit and live in. All services and facilities expected of a progressive community are available, including high quality education and medical establishments.

3.2 External influences

In preparing the 2016/17 budget, a number of external influences have been taken into consideration because they are likely to impact significantly on the services delivered by Council in the budget period. These include:

- * Consumer Price Index (CPI) increases on goods and services estimated for the year at 1.5%
- * Local Government Cost Index (LGCI) increases on goods and services of 2.7% per annum.
- * Additional government grants from state and federal government.
- * Increase in State Government utility charges such as water and electricity.

3.3 Internal influences

As well as external influences, there is a number of internal influences which had a significant impact on the preparation of the 2016/17 Budget. These matters have arisen from events occurring in the 2015/16 year resulting in variances between the forecast actual and budgeted results for that year. These matters are set out below:

- * Budget surplus for the 2015/16 financial year ended 30 June 2016
- * Provision for debts unlikely to be recovered
- * Significant rainfall events in 2015/16 resulting in WANDRRA funding being allocated in the 2016/17 budget

3.4 Budget principles

In response to these influences, guidelines were prepared and distributed to all Council officers with budget responsibilities. The guidelines set out the key budget principles upon which the officers were to prepare their budgets. The principles included:

- * Existing fees and charges to be increased in line with CPI or market levels
- * Grants to be based on confirmed funding levels
- * New revenue sources to be identified where possible
- * Service levels to be maintained at 2015/16 levels
- * Salaries and wages to be increased in line with current Enterprise Bargaining Agreements
- * New initiatives which are not cost neutral to be justified through a business case
- * Operating revenues and expenses arising from completed 2015/16 capital projects to be included.

3.5 Legislative requirements

Under the Local Government Act 1995 (“the Act”), Council is required to prepare and adopt an annual budget for each financial year. The budget is required to include certain information about the rates and charges that Council intends to levy as well as a range of other information required by the Local Government (Financial Management) Regulations 1996 (“the Regulations”) which support the Act.

The 2016/17 budget, which is included in this report, is for the year 1 July 2016 to 30 June 2017 and is prepared in accordance with the Act and Regulations. The budget includes statutory statements being a Statement of Comprehensive Income by Nature or Type, Statement of Financial Activity, Statement of Cash Flows, Rate Setting Statement and notes forming part of the annual budget. These statements have been prepared for the year ended 30 June 2017 in accordance with Accounting Standards and other mandatory professional reporting requirements and in accordance with the Act and Regulations. It also includes detailed information about the rates and charges to be levied, the capital works program to be undertaken and other financial information, which Council requires in order to make an informed decision about the adoption of the budget.

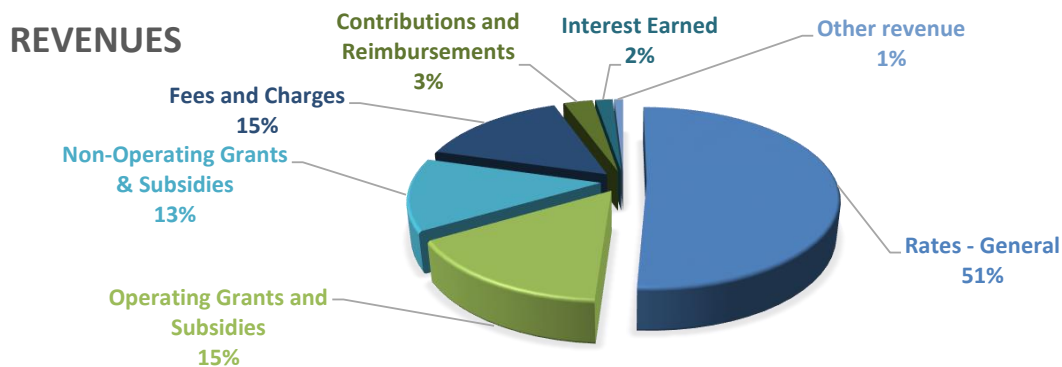
4. Analysis of Operating Budget

This section analyses the expected revenues and expenses of the Council for the 2016/17 year.

The 2016/17 Annual Budget delivers some significant renewal projects whilst demonstrating responsible and sustainable management of the Shire's financial resources. It provides a range of relevant services to meet identified community needs and it includes capital initiatives that deliver on our community's vision with asset management being a major component.

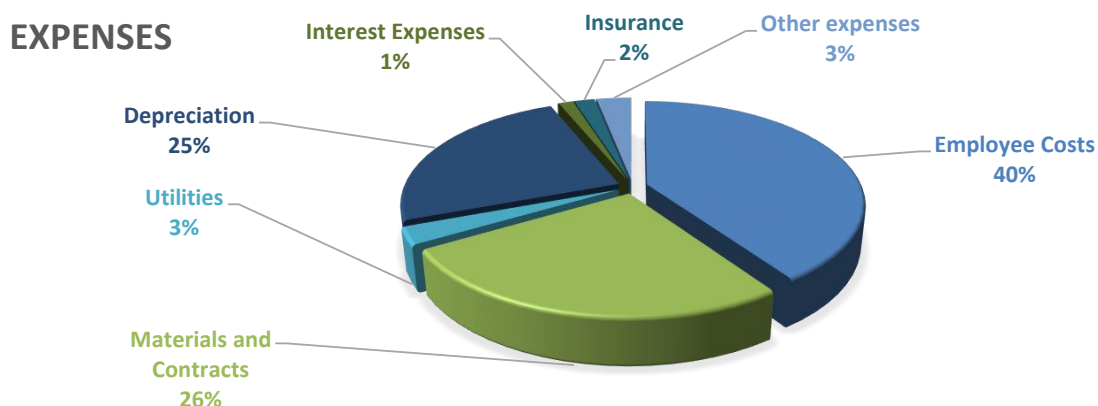
4.1 Operating revenue

Revenue Types	Budget 2014/15 \$'000	Budget 2015/16 \$'000	Budget 2016/17 \$'000	Variance \$'000
Rates - General	4640	5079	5440	361
Operating Grants and Subsidies	1682	1647	1659	12
Non-Operating Grants & Subsidies	1484	1473	1383	-89
Fees and Charges	1670	1525	1597	72
Contributions and Reimbursements	249	104	312	208
Interest Earned	181	167	185	18
Other revenue	168	139	95	-44
Total operating revenue	10074	10133	10670	537



4.2 Operating expenditure

Expenditure Types	Budget 2014/15 \$'000	Budget 2015/16 \$'000	Budget 2016/17 \$'000	Variance \$'000
Employee Costs	3,852	4022	4266	244
Materials and Contracts	2,740	2712	2769	57
Utilities	345	289	290	1
Depreciation	1,720	1972	2584	612
Interest Expenses	139	144	137	-7
Insurance	318	207	194	-13
Other expenses	230	293	326	33
Total operating expenditure	9344	9639	10567	928



5. Analysis of Budgeted Cash Position

This section analyses the expected cash flows from the operating, investing and financing activities of Council for the 2016/17 year. Budgeting cash flows for Council is a key factor in setting the level of rates and providing a guide to the level of capital expenditure that can be sustained with or without using existing cash reserves.

The analysis is based on three main categories of cash flows:

- **Operating activities** - Refers to the cash generated or used in the normal service delivery functions of Council. Cash remaining after paying for the provision of services to the community may be available for investment in capital works, or repayment of debt.
- **Investing activities** - Refers to cash generated or used in the enhancement or creation of infrastructure and other assets. These activities also include the acquisition and sale of other assets such as vehicles, property and equipment.
- **Financing activities** - Refers to cash generated or used in the financing of Council functions and include borrowings from financial institutions and advancing of repayable loans to other organisations. These activities also include repayment of the principal component of loan repayments for the year.

	Budget 2015/16 \$'000	Budget 2016/17 \$'000	Variance \$'000
Cash flows from operating activities			
<i>Receipts</i>			
Rates - General	5479	5892	413
Operating Grants	1687	1659	-28
Contributions and Reimbursements	104	312	208
Fees and Charges	2066	1799	-267
Interest Earned	167	185	18
Other revenue	139	95	-44
	9642	9941	299
<i>Payments</i>			
Employee Costs	-3973	-4282	-309
Materials and Contracts	-2695	-2531	165
Utilities	-322	-290	32
Insurance	-322	-194	128
Interest Expenses	-144	-137	7
Other expenses	-123	-278	-154
	-7581	-7712	-131
Net cash provided by operating activities	2062	2229	168
Cash flows from investing activities			
Proceeds from sales of property, plant & equip	941	261	-680
Contributions of the Development of Assets	1433	1383	-49
Payments for property, plant and equipment	-5243	-4589	654
Net cash used in investing activities	-2870	-2945	-75
Cash flows from financing activities			
Finance costs			
Proceeds from borrowings	625	380	-245
Principal Repayments Received	6		-6
Repayment of borrowings	-201	-209	-8
Net cash used in financing activities	430	171	-259
Net decrease in cash and cash equivalents	-378	-544	-166
Cash and cash equivalents at the beginning of the year	2433	3009	576
Cash and cash equivalents at end of the year	2055	2465	410

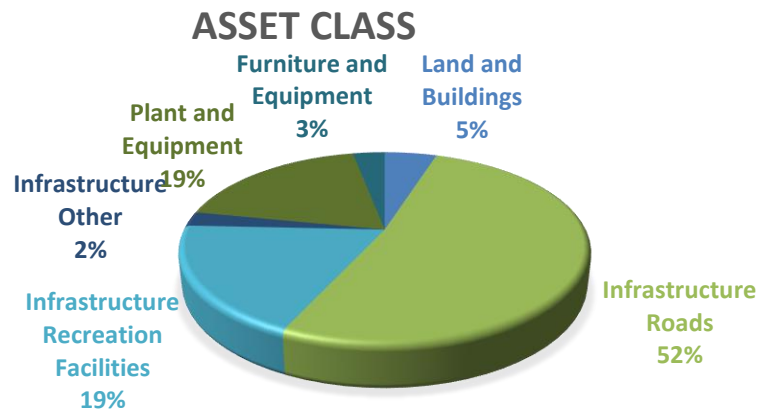
6. Analysis of Capital Budget

This section analyses the planned capital expenditure budget for the 2016/17 year and the sources of funding for the capital budget.

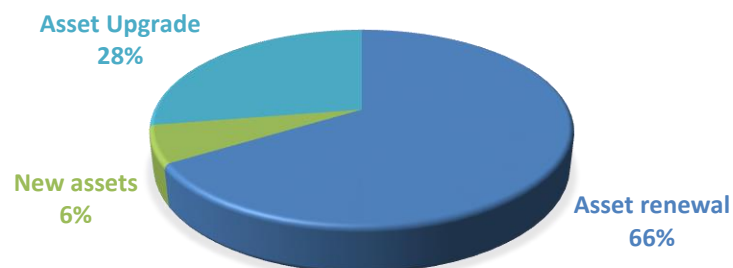
The Capital Expenditure Program highlights the priority placed on asset renewals for the 2016/17 year. It includes the commencement of construction of some highly anticipated major projects but also supports responsible spending on roads, paths and drainage infrastructure.

6.1 Capital works

Capital Works Areas	Budget 2015/16 \$'000	Budget 2016/17 \$'000	Variance \$'000
New works			
Land and Buildings	743	227	-516
Infrastructure Roads	1947	2384	437
Infrastructure Recreation Facilities	1509	863	-646
Infrastructure Other	75	110	35
Plant and Equipment	861	865	5
Furniture and Equipment	108	139	31
Total capital works	5243	4589	-654
Represented by:			
Asset renewal	1786	3042	1256
New assets	1954	284	-1669
Asset Upgrade	1503	1262	-241
Total capital works	5243	4589	-654



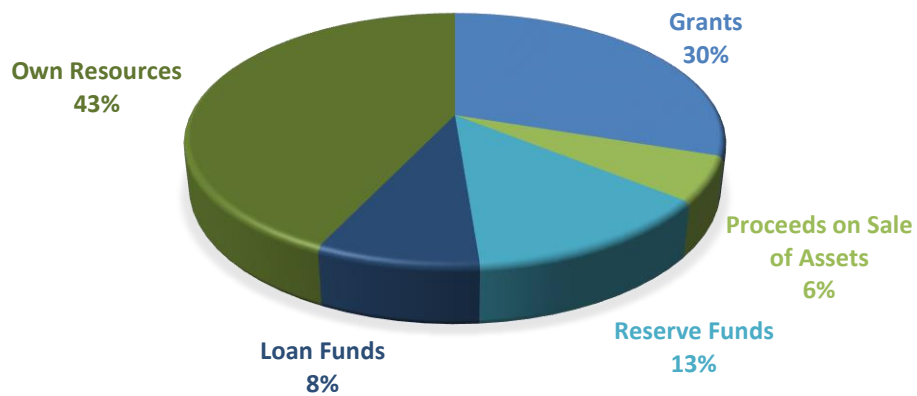
ASSET EXPENDITURE BREAKDOWN



6.2 Funding sources

Sources of funding	Budget 2015/16 \$'000	Budget 2016/17 \$'000	Variance \$'000
New works			
<i>External</i>			
Grants - Capital	1578	1383	-195
Proceeds on sale of assets	941	261	-680
	2519	1644	-875
<i>Internal</i>			
Reserve Funds	542	594	52
Loan Funds	625	380	-245
Own Resources	1557	1970	414
	2724	2945	221
Total funding sources	5243	4589	-654

FUNDING SOURCES



7. Rating Strategy

This section considers the Council's rating strategy including strategy development and assumptions underlying the current year rate increase and rating structure. The rates to be applied are determined by Council on the basis of raising the revenue required to balance the estimated expenditure after all other estimated revenue has been received, for current and future requirements.

7.1 Strategy development

In developing the annual budget, rates and charges are identified as an important source of revenue, accounting for around 50% of the total revenue received by Council annually. However, it has also been necessary to balance the importance of rate revenue as a funding source with community sensitivity to increases. The following tables show rate increases over the last seven years.

Year	Rate Increases			
	UV	GRV	Min UV	Min GRV
2010/11	3.49%	2.74%	20.48%	11.27%
2011/12	11.41%	9.58%	-3.53%	-1.96%
2012/13	7.55%	8.41%	0.00%	0.02%
2013/14	5.70%	16.58%	0.00%	2.40%
2014/15	12.00%	12.50%	40.77%	23.53%
2015/16	13.95%	11.10%	2.07%	2.86%
2016/17	2.50%	2.50%	0.00%	0.00%
Average increase	8.09%	9.06%	8.54%	5.45%

7.2 Current year rate increase

In order to maintain service levels, a capital expenditure program and meet a large number of the community's aspirations outlined in the Strategic Community Plan, general rates were increased by 2.50% in 2016/17 raising a total revenue of \$5.43 million. Due to a major revaluation undertaken by the Valuer General's Office in 2016 with the last revaluation taking place in 2011, the impact on individual properties in some cases was greater than 2.50% as values had increased significantly.

Prior to the adoption of the SCP, CBP and LTFP, Councillors participated in a number of budget workshops with associated detailed draft budget schedules including all operating and capital expenditure proposed to be included in the plans. As a result of these discussions, the draft plans were prepared to incorporate a general increase in rates of 3.50% in the first year, increasing over time to a maximum increase of 4.50%. Taking into account the recent valuation undertaken by Landgate and subsequent workshops held with Councillors however, the proposed increase to the Rate in the Dollar incorporated into the 2016/17 budget is 2.50%.

Year	Rate Levied				
	UV \$	GRV \$	Min UV \$	Min GRV \$	Total \$
2010/11	1200	1086	255	714	3256
2011/12	1338	1190	246	700	3474
2012/13	1473	1460	219	573	3725
2013/14	1557	1711	195	512	3974
2014/15	1602	1758	435	820	4615
2015/16	1855	2203	371	624	5054
2016/17	1855	2547	416	612	5430
Average rates levied	1554	1708	305	651	4218

7.3 Rating structure

Council has established a rating structure which is comprised of the following elements. These are:

- * Gross Rental Values
- * Unimproved Values
- * Minimum Rate

7.4 General revaluation of properties

Landgate Valuation Services provided a new GRV and UV for every property in the shire as at 1 July 2016 and does so on a three to five yearly cycle. Council is obliged to use these values to establish the 2016/17 rates - which are determined by applying a nominated rate in the dollar to the GRV or UV of each property to set the rates to be levied against each property.

The revaluation process which has been undertaken by Landgate will have different impacts upon every ratepayer. Some valuations will not have changed and therefore rates on those properties will only increase by 2.5%, the value of some properties will have dropped and therefore the impacts of the rate rise may be hard to determine. Some properties values however have increased significantly (i.e. over 50%) which will dramatically impact upon the amount of rates to be paid this year compared to 2015/16.

8. Other Strategies

This section sets out the strategies that have been taken into account when the Council formulates its annual budget.

8.1 Borrowings

The Shire uses loan borrowings as part of a responsible and sustainable funding strategy. Loan borrowings are undertaken in accordance Section 6.20 of the Local Government Act and Council's Borrowing Policy. Borrowings are sourced through WA Treasury Corporation and are taken as fixed rate loans on terms that generally match the life of the associated asset. All loan borrowings are secured against the general revenue of the Shire.

Borrowings were identified as an important funding source for the capital works program in the 2016/17 budget. Reserves will also be used as an alternate funding source to support the capital works programs.

For the 2016/17 year, Council has decided to borrow \$380,000 to fund the upgrades required at the York Swimming Pool. This is down from the initial allocation for this project of being 100% loan funded. Instead, some of the surplus from the 2015/16 year was used to offset some of the need for loan funds for the Swimming Pool.

Year	New \$'000	Principal Paid \$'000	Interest Paid \$'000	Balance \$'000
2009/10	0	9	4	49
2010/11	1,330	9	12	1,380
2011/12	935	56	113	2,259
2012/13	0	94	131	2,165
2013/14	0	100	126	2,065
2014/15	339	106	139	2,298
2015/16	625	201	144	2,722
2016/17	380	208	137	2,894

8.2 Infrastructure

Over the course of the 2016/17 financial year and included in the draft budget, Council will develop and review Asset Management Plans, which set out the capital expenditure requirements of the Council for the future by class of asset and will be a key input to the long term financial plan reviews. They predict infrastructure consumption, renewal needs and considers infrastructure needs to meet future community service expectations.

8.3 Long Term Financial Plan

The Long Term Financial Plan is an important part of Council's integrated planning process. The LTFP has been reviewed and covers a 10 year planning period from 2016-17 to 2025-26. It costs the community's aspirations against the financial realities and has been aligned with Council's Strategic Community Plan and Corporate Business Plan to form the basis for the preparation of future annual budgets.



SHIRE OF YORK
BUDGET COMPREHENSIVE INCOME STATEMENT
FOR THE YEAR ENDING 30 JUNE 2017

2015/16 ADOPTED BUDGET		NOTES	2015/16 ESTIMATED ACTUAL	2016/17 ADOPTED BUDGET
\$	REVENUE	1,2,3,4	\$	\$
6,774,003	General Purpose Funding		6,187,397	7,162,897
15,383	Governance		52,898	8,687
226,628	Law, Order, Public Safety		84,963	283,500
23,000	Health		20,730	18,500
33,008	Education and Welfare		34,125	33,038
693,223	Community Amenities		727,523	737,023
876,702	Recreation and Culture		628,814	664,157
1,266,105	Transport		1,463,512	1,487,833
126,689	Economic Services		136,857	202,496
98,300	Other Property & Services		89,405	82,840
10,133,041			9,426,224	10,680,970
	EXPENDITURE	1,2,3,4		
(438,365)	General Purpose Funding		(879,480)	(332,192)
(971,869)	Governance		(1,011,983)	(814,487)
(508,004)	Law, Order, Public Safety		(403,319)	(585,545)
(327,871)	Health		(247,543)	(312,220)
(111,215)	Education and Welfare		(105,206)	(112,727)
(1,244,635)	Community Amenities		(1,065,368)	(1,426,384)
(2,829,799)	Recreation and Culture		(2,675,784)	(3,177,904)
(2,386,538)	Transport		(2,698,995)	(2,786,932)
(752,773)	Economic Services		(533,021)	(965,717)
(67,670)	Other Property and Services		(254,828)	(63,129)
(9,638,739)			(9,875,526)	(10,577,238)
494,302	<i>Increase(Decrease)</i>		(449,302)	103,732
	DISPOSAL OF ASSETS	6		
600,000	Land		-	-
(52,900)	Plant and Equipment		-	(31,250)
547,100	<i>Gain (Loss) on Disposal</i>		-	(31,250)
1,041,402	NET RESULT		(449,302)	72,482
	Other Comprehensive Income			
-	Changes on Revaluation of Non-Current Assets		-	-
	Total Other Comprehensive Income			
-	Rounding		-	-
1,041,402	TOTAL COMPREHENSIVE INCOME	4	(449,302)	72,482

Notes:

All fair value adjustments relating to re-measurement of financial assets at fair value through profit or loss and (if any) changes on revaluation of non-current assets in accordance with the mandating of fair value measurement through Other Comprehensive Income, is impacted upon by external forces and is not able to be reliably estimated at the time of budget adoption.

Fair value adjustments relating to the re-measurement of financial assets at fair value through profit or loss will be assessed at the time they occur with compensating budget amendments made as necessary.

It is anticipated, in all instances, any changes upon revaluation of non-current assets will relate to non-cash transactions and as such, have no impact on this budget document.

This statement is to be read in conjunction with the accompanying notes.



SHIRE OF YORK
BUDGET COMPREHENSIVE INCOME STATEMENT
FOR THE YEAR ENDING 30 JUNE 2017

2015/16 ADOPTED BUDGET		NOTES	2015/16 ESTIMATED ACTUAL	2016/17 ADOPTED BUDGET
\$	EXPENDITURE		\$	\$
(4,021,790)	Employee Costs		(3,393,274)	(4,265,962)
(2,712,084)	Materials and Contracts		(3,028,001)	(2,769,412)
(288,758)	Utility Charges		(297,025)	(290,225)
(1,972,219)	Depreciation		(2,245,532)	(2,584,364)
(143,987)	Interest Expense		(117,584)	(137,113)
(206,688)	Insurance		(188,720)	(193,958)
(293,214)	Other Expenditure		(583,294)	(325,733)
(9,638,739)			(9,853,431)	(10,566,768)
	REVENUE			
5,078,828	General Rates		5,073,435	5,440,310
1,750,563	Op Grants, Subsidies and Contributions		1,303,002	1,970,216
1,524,856	Fees and Charges		1,509,705	1,596,886
167,000	Interest Earnings		199,841	184,558
139,272	Other Revenue		74,329	95,349
8,660,520			8,160,312	9,287,319
(978,219)			(1,693,119)	(1,279,449)
1,472,521	Non-operating Grants and Subsidies		1,243,817	1,383,181
547,100	Loss on Revaluation of Fixed Assets			
-	Profit on Asset Disposal			(31,250)
-	Loss on Asset Disposal			
2,019,621			1,243,817	1,351,931
1,041,402	NET RESULT		(449,302)	72,482
	Other Comprehensive Income			
-			-	-
-	Changes on Revaluation of Non-current assets		-	-
-			-	-
-	Total Other Comprehensive Income		-	-
(2)	Rounding			
1,041,400	Total Comprehensive Income		(449,302)	72,482



SHIRE OF YORK
BUDGET FINANCIAL ACTIVITY STATEMENT
FOR THE YEAR ENDING 30 JUNE 2017

2015/16 ADOPTED BUDGET		2015/16 ESTIMATED ACTUAL	2016/17 ADOPTED BUDGET
	OPERATING REVENUE	\$	\$
6,774,004	General Purpose Funding	6,187,397	7,162,897
15,383	Governance	52,898	8,687
226,628	Law, Order Public Safety	84,963	283,500
23,000	Health	20,730	18,500
33,008	Education and Welfare	34,125	33,038
693,223	Community Amenities	727,523	737,023
876,702	Recreation and Culture	628,814	664,157
1,266,105	Transport	1,463,512	1,487,833
126,689	Economic Services	136,857	202,496
98,300	Other Property and Services	89,405	82,840
10,133,041		9,426,224	10,680,970
	LESS OPERATING EXPENDITURE		
(438,365)	General Purpose Funding	(879,480)	(332,192)
(971,869)	Governance	(1,011,983)	(814,487)
(508,004)	Law, Order, Public Safety	(403,319)	(585,545)
(327,871)	Health	(247,543)	(312,220)
(111,215)	Education and Welfare	(105,206)	(112,727)
(1,244,635)	Community Amenities	(1,065,368)	(1,426,384)
(2,829,800)	Recreation and Culture	(2,675,784)	(3,177,904)
(2,386,538)	Transport	(2,698,995)	(2,786,932)
(752,773)	Economic Services	(533,021)	(965,717)
(67,670)	Other Property & Services	(254,828)	(63,129)
(9,638,740)		(9,875,526)	(10,577,238)
494,300	<i>Increase/(Decrease)</i>	(449,302)	103,732
	ADD		
6,248	Principal Repayment Received - Loans	-	-
-	Movement in LSL Cash Backed Reserve	11,891	-
547,100	Profit/ (Loss) on the disposal of assets	307,624	(31,250)
1,972,219	Depreciation Written Back	2,245,532	2,584,364
393,600	Book Value of Assets Sold Written Back	-	292,150
2,919,167		2,565,047	2,845,264
3,413,466	<i>Sub Total</i>	2,115,745	2,948,996



SHIRE OF YORK
BUDGET FINANCIAL ACTIVITY STATEMENT
FOR THE YEAR ENDING 30 JUNE 2017

2015/16 ADOPTED BUDGET		2015/16 ESTIMATED ACTUAL	2016/17 ADOPTED BUDGET
	CAPITAL PROGRAMME		
(743,282)	Land & Buildings	(50,471)	(227,304)
(1,946,560)	Infrastructure Assets - Roads	(1,635,235)	(2,383,596)
(1,509,102)	Infrastructure Assets - Recreation Facilities	(821,894)	(863,000)
(75,000)	Infrastructure Assets - Other	(250)	(110,261)
(860,800)	Plant and Equipment	(492,797)	(865,400)
(108,077)	Furniture and Equipment	(60,399)	(139,114)
	Proceeds from Sale of Assets		
(200,948)	Repayment of Debt - Loan Principal	(176,521)	(208,700)
(378,658)	Transfer to Reserves	(365,927)	(547,570)
(5,822,427)		(3,603,494)	(5,344,945)
3	Rounding	-	
(5,822,424)		(3,603,494)	(5,344,945)
(2,408,958)	<i>Sub Total</i>	(1,487,749)	(2,395,949)
	LESS FUNDING FROM		
542,484	Reserves	286,065	594,141
625,000	Loans Raised	625,000	380,000
1,241,474	Estimated Surplus/(Deficit) July 1 B/Fwd	1,998,492	1,421,808
-	Estimated (Surplus)/Deficit June 30 C/Fwd	(1,421,808)	-
2,408,958		1,487,749	2,395,949
0	NET SURPLUS / (DEFICIT)	\$0	(\$0)



SHIRE OF YORK
BUDGET STATEMENT OF CASH FLOWS
FOR THE YEAR ENDING 30 JUNE 2017

2015/16 ADOPTED BUDGET		NOTES	2015/16 ESTIMATED ACTUAL	2016/17 ADOPTED BUDGET
\$	Cash Flows from operating activities		\$	\$
	EXPENDITURE			
(3,973,392)	Employee Costs		(3,365,688)	(4,282,135)
(2,668,940)	Materials & Contracts		(3,028,710)	(2,564,186)
(321,732)	Utilities		(297,025)	(290,225)
(322,436)	Insurance		(188,720)	(193,958)
(144,236)	Interest Expenses		(131,999)	(137,113)
(626,522)	GST		(644,051)	(566,634)
(123,242)	Other		(252,395)	(277,733)
(\$8,180,500)			(\$7,908,589)	(\$8,311,985)
	REVENUE			
5,478,828	Rates		5,128,111	5,892,310
1,686,934	Grants Towards Operating Activities		1,750,440	1,658,512
103,629	Contributions and Donations Reimbursements		306,563	311,704
2,066,483	Fees and Charges		1,519,321	1,799,016
167,000	Interest Received		199,695	184,558
600,000	GST		600,000	600,000
139,272	Other		74,329	95,349
\$10,242,146			\$9,578,459	\$10,541,448
\$2,061,646	Net Cash flows from Operating Activities	9	\$1,669,870	\$2,229,464
	Cash flows from investing activities			
	Payments			
-	Purchase Tools			
(728,282)	Purchase Land and Buildings		(50,471)	(227,304)
(1,946,560)	Purchase Infrastructure Assets- Roads		(1,635,235)	(2,383,596)
(1,524,102)	Purchase Infrastructure Assets - Recreational Facilities		(821,894)	(863,000)
(75,000)	Purchase Infrastructure Assets - Other		(250)	(110,261)
(860,800)	Purchase Plant and Equipment		(492,797)	(865,400)
(108,077)	Purchase Furniture and Equipment		(60,399)	(139,114)
(\$5,242,821)			(\$3,061,046)	(\$4,588,675)
	Receipts			
0	Proceeds from Sale of Land		0	0
0	Proceeds from Sale of Furniture and Equipment		0	0
940,700	Proceeds from Sale of Plant and Equipment	6	307,624	260,900
1,432,521	Grants and Subsidies for Development of Assets		1,243,817	1,383,181
0	Contributions from Other Parties		0	0
2,373,221			1,551,441	1,644,081
(\$2,869,600)	Net cash flows from investing activities		(\$1,509,605)	(\$2,944,594)
	Cash flows from financing activities			
625,000	Proceeds from Borrowings	7	625,000	380,000
(200,948)	Loan Repayments -Principal	7	(176,521)	(208,700)
6,248	Principal Repayments Received	7	0	0
\$430,300	Net cash flows from financing activities		\$448,479	\$171,300
(\$377,654)	Net (decrease)/increase in cash held		\$608,744	(\$543,830)
2,432,546	Cash at the Beginning of Reporting Period		2,399,957	3,008,703
	Rounding		2	
\$2,054,892	Cash at the End of Reporting Period	5	\$3,008,703	\$2,464,873

This statement is to be read in conjunction with the accompanying notes.



**SHIRE OF YORK
BUDGET RATE SETTING STATEMENT
FOR THE YEAR ENDING 30 JUNE 2017**

2015/16 ADOPTED BUDGET		NOTES	2015/16 ESTIMATED ACTUALS	2016/17 ADOPTED BUDGET
\$	REVENUE		\$	\$
1,720,275	General Purpose Funding	1,2,3,4	1,133,668	1,732,687
15,383	Governance		52,898	8,687
226,628	Law, Order Public Safety		84,963	283,500
23,000	Health		20,730	18,500
33,008	Education and Welfare		34,125	33,038
693,223	Community Amenities		727,523	737,023
876,702	Recreation and Culture		628,814	664,157
1,266,105	Transport		1,463,512	1,487,833
126,689	Economic Services		136,857	202,496
98,300	Other Property and Services		89,405	82,840
5,079,312			4,372,496	5,250,760
	EXPENDITURE	1,2,3,4		
(438,365)	General Purpose Funding		(879,480)	(332,192)
(971,869)	Governance		(1,011,983)	(814,487)
(508,004)	Law, Order, Public Safety		(403,319)	(585,545)
(327,871)	Health		(247,543)	(312,220)
(111,215)	Education and Welfare		(105,206)	(112,727)
(1,244,635)	Community Amenities		(1,065,368)	(1,426,384)
(2,829,799)	Recreation and Culture		(2,675,784)	(3,177,904)
(2,386,538)	Transport		(2,698,995)	(2,786,932)
(752,773)	Economic Services		(533,021)	(965,717)
(67,670)	Other Property & Services		(254,828)	(63,129)
(9,638,739)			(9,875,526)	(10,577,238)
(4,559,427)	<i>Increase/(Decrease)</i>		(5,503,030)	(5,326,478)
	ADD			
6,248	Principal Repayment Received -Loans	7	-	-
-	Movement in LSL Cash at Backed Reserve		11,891	-
547,100	Profit/(Loss) on the disposal of assets	6	307,624	(31,250)
1,972,219	Depreciation Written Back	19	2,245,532	2,584,364
393,600	Book Value of Assets Sold Written Back	6	-	292,150
2,919,167			2,565,047	2,845,264
(1,640,260)	<i>Sub Total</i>		(2,937,983)	(2,481,214)
	CAPITAL PROGRAMME AND REVENUE			
(743,282)	Purchase Land & Buildings	26	(50,471)	(227,304)
(1,946,560)	Infrastructure Assets - Roads	26	(1,635,235)	(2,383,596)
(1,509,102)	Infrastructure Assets - Recreation Facilities	26	(821,894)	(863,000)
(75,000)	Infrastructure Assets - Other	26	(250)	(110,261)
(860,800)	Purchase Plant and Equipment	26	(492,797)	(865,400)
(108,077)	Purchase Furniture and Equipment	26	(60,399)	(139,114)
(200,948)	Repayment of Debt - Loan Principal	7	(176,521)	(208,700)
(378,658)	Transfer to Reserves	8	(365,927)	(547,570)
(5,822,426)			(3,603,494)	(5,344,945)
	Rounding			
(5,822,426)			(3,603,494)	(5,344,945)
(7,462,687)	<i>Sub Total</i>		(6,541,477)	(7,826,159)
	LESS FUNDING FROM			
542,484	Reserves	8	286,065	594,141
625,000	Loans Raised	7	625,000	380,000
1,241,474	Estimated Surplus/(Deficit) July 1 B/Fwd		1,998,492	1,421,808
-	Estimated Surplus/(Deficit) June 30 C/Fwd	25	(1,421,808)	-
2,408,958			1,487,749	2,395,949
(5,053,728)	TO BE MADE UP FROM RATES		(5,053,728)	(5,430,210)



SHIRE OF YORK

NOTES TO AND FORMING PART OF THE ANNUAL BUDGET FOR THE YEAR ENDED 30TH JUNE 2017

1. SIGNIFICANT ACCOUNTING POLICIES

(a) Basis of Preparation

The budget has been prepared in accordance with applicable Australian Accounting Standards (as they apply to local government and not-for-profit entities), Australian Accounting Interpretations, other authoritative pronouncements of the Australian Accounting Standards Board, the Local Government Act 1995 and accompanying regulations. Material accounting policies which have been adopted in the preparation of this budget are presented below and have been consistently applied unless stated otherwise.

Except for cash flow and rate setting information, the budget has also been prepared on the accrual basis and is based on historical costs, modified, where applicable, by the measurement at fair value of selected non-current assets, financial assets and liabilities.

The Local Government Reporting Entity

All funds through which the Council controls resources to carry on its functions have been included in the financial statements forming part of this budget.

In the process of reporting on the local government as a single unit, all transactions and balances between those Funds (for example, loans and transfers between Funds) have been eliminated.

All monies held in the Trust Fund are excluded from the financial statements. A separate statement of those monies appears at Note 10 to this budget document.

(b) 2015/16 Actual Balances

Balances shown in this budget as 2014/15 Actual are as forecasted at the time of budget preparation and are subject to final adjustments.

(c) Rounding Off Figures

All figures shown in this budget, other than a rate in the dollar, are rounded to the nearest dollar.

(d) Rates, Grants, Donations and Other Contributions

Rates, grants, donations and other contributions are recognised as revenues when the local government obtains control over the assets comprising the contributions.

Control over assets acquired from rates is obtained at the commencement of the rating period or, where earlier, upon receipt of the rates.

(e) Goods and Services Tax (GST)

Revenues, expenses and assets are recognised net of the amount of GST, except where the amount of GST incurred is not recoverable from the Australian Taxation Office (ATO).

Receivables and payables are stated inclusive of GST receivable or payable. The net amount of GST recoverable from, or payable to, the ATO is included with receivables or payables in the statement of financial position.

Cash flows are presented on a Gross basis. The GST components of cash flows arising from investing or financing activities which are recoverable from, or payable to, the ATO are presented as operating cash flows.



SHIRE OF YORK

NOTES TO AND FORMING PART OF THE ANNUAL BUDGET FOR THE YEAR ENDED 30TH JUNE 2017

1. SIGNIFICANT ACCOUNTING POLICIES (Continued)

(f) Superannuation

The Council contributes to a number of Superannuation Funds on behalf of employees.

All funds to which the Council contributes are defined contribution plans.

(g) Cash and Cash Equivalents

Cash and cash equivalents include cash on hand, cash at bank, deposits available on demand with banks, other short term highly liquid investments that are readily convertible to known amounts of cash and which are subject to an insignificant risk of changes in value and bank overdrafts.

Bank overdrafts are shown as short term borrowings in current liabilities in the statement of financial position.

(h) Trade and Other Receivables

Trade and other receivables include amounts due from ratepayers for unpaid rates and service charges and other amounts due from third parties for goods sold and services performed in the ordinary course of business.

Receivables expected to be collected within 12 months of the end of the reporting period are classified as current assets. All other receivables are classified as non-current assets.

Collectability of trade and other receivables is reviewed on an ongoing basis. Debts that are known to be uncollectible are written off when identified. An allowance for doubtful debts is raised when there is objective evidence that they will not be collectible.

(i) Inventories

General

Inventories are measured at the lower of cost and net realisable value.

Net realisable value is the estimated selling price in the ordinary course of business less the estimated costs of completion and the estimated costs necessary to make the sale.

Land Held for Resale

Land held for development and sale is valued at the lower of cost and net realisable value. Cost includes the cost of acquisition, development, borrowing costs and holding costs until completion of development. Finance costs and holding charges incurred after development is completed are expensed.

Gains and losses are recognised in profit or loss at the time of signing an unconditional contract of sale if significant risks and rewards, and effective control over the land, are passed on to the buyer at this point.

Land held for sale is classified as current except where it is held as non-current based on Council's intentions to release for sale.

(j) Fixed Assets

Each class of fixed assets within either property, plant and equipment or infrastructure, is carried at cost or fair value as indicated less, where applicable, any accumulated depreciation and impairment losses.



SHIRE OF YORK

NOTES TO AND FORMING PART OF THE ANNUAL BUDGET FOR THE YEAR ENDED 30TH JUNE 2017

1. SIGNIFICANT ACCOUNTING POLICIES (Continued)

(j) Fixed Assets (Continued)

Initial Recognition and Measurement between Mandatory Revaluation Dates

All assets are initially recognised at cost and subsequently revalued in accordance with the mandatory measurement framework detailed above.

In relation to this initial measurement, cost is determined as the fair value of the assets given as consideration plus costs incidental to the acquisition. For assets acquired at no cost or for nominal consideration, cost is determined as fair value at the date of acquisition. The cost of non-current assets constructed by the Council includes the cost of all materials used in construction, direct labour on the project and an appropriate proportion of variable and fixed overheads.

Individual assets acquired between initial recognition and the next revaluation of the asset class in accordance with the mandatory measurement framework detailed above, are carried at cost less accumulated depreciation as management believes this approximates fair value. They will be subject to subsequent revaluation of the next anniversary date in accordance with the mandatory measurement framework detailed above.

Revaluation

Increases in the carrying amount arising on revaluation of assets are credited to a revaluation surplus in equity. Decreases that offset previous increases of the same asset are recognised against revaluation surplus directly in equity. All other decreases are recognised in profit or loss.

Land Under Roads

In Western Australia, all land under roads is Crown land, the responsibility for managing which, is vested in the local government.

Effective as at 1 July 2008, Council elected not to recognise any value for land under roads acquired on or before 30 June 2008. This accords with the treatment available in Australian Accounting Standard AASB 1051 Land Under Roads and the fact Local Government (Financial Management) Regulation 16(a)(i) prohibits local governments from recognising such land as an asset.

In respect of land under roads acquired on or after 1 July 2008, as detailed above, Local Government (Financial Management) Regulation 16(a)(i) prohibits local governments from recognising such land as an asset.

Whilst such treatment is inconsistent with the requirements of AASB 1051, Local Government (Financial Management) Regulation 4(2) provides, in the event of such an inconsistency, the Local Government (Financial Management) Regulations prevail.

Consequently, any land under roads acquired on or after 1 July 2008 is not included as an asset of the Council.

Depreciation

The depreciable amount of all fixed assets including buildings but excluding freehold land, are depreciated on a straight-line basis over the individual asset's useful life from the time the asset is held ready for use. Leasehold improvements are depreciated over the shorter of either the unexpired period of the lease or the estimated useful life of the improvements.



SHIRE OF YORK

NOTES TO AND FORMING PART OF THE ANNUAL BUDGET FOR THE YEAR ENDED 30TH JUNE 2017

1. SIGNIFICANT ACCOUNTING POLICIES (Continued)

(j) Fixed Assets (Continued)

Major depreciation periods used for each class of depreciable asset are:

Buildings	30 - 50 Years
Furniture and Equipment	4 -10 Years
Plant and Equipment	5 - 15 Years
Infrastructure	
Bridges, Drainage	1.30%
Concrete Footpaths, Cycleways, Walkways and Skate Park	50 Years
Brick Footpaths	25 Years
Effluent Systems	20 Years
Sewerage Ponds	75 – 80 Years
Water Pipes and Hydrants	20 Years
Bus Shelters	20 Years
Parks Furniture and Equipment	5 – 20 Years
Sealed Roads, Streets and Carparks	Condition Rated Annually
Unsealed Roads	Condition Rated Annually

The assets' residual values and useful lives are reviewed, and adjusted if appropriate, at the end of each reporting period.

An asset's carrying amount is written down immediately to its recoverable amount if the asset's carrying amount is greater than its estimated recoverable amount.

Gains and losses on disposals are determined by comparing proceeds with the carrying amount. These gains and losses are included in profit or loss in the period which they arise.

When revalued assets are sold, amounts included in the revaluation surplus relating to that asset are transferred to retained surplus.

Capitalisation Threshold

Expenditure on items of equipment under \$1,000 is not capitalised. Rather, it is recorded on an asset inventory listing.

(k) Fair Value of Assets and Liabilities

When performing a revaluation, the Council uses a mix of both independent and management valuations using the following as a guide:

Fair Value is the price that Council would receive to sell the asset or would have to pay to transfer a liability, in an orderly (i.e. unforced) transaction between independent, knowledgeable and willing market participants at the measurement date.



SHIRE OF YORK

NOTES TO AND FORMING PART OF THE ANNUAL BUDGET FOR THE YEAR ENDED 30TH JUNE 2017

1. SIGNIFICANT ACCOUNTING POLICIES (Continued)

(k) Fair Value of Assets and Liabilities (Continued)

As fair value is a market-based measure, the closest equivalent observable market pricing information is used to determine fair value. Adjustments to market values may be made having regard to the characteristics of the specific asset. The fair values of assets that are not traded in an active market are determined using one or more valuation techniques. These valuation techniques maximise, to the extent possible, the use of observable market data.

To the extent possible, market information is extracted from either the principal market for the asset (i.e. the market with the greatest volume and level of activity for the asset or, in the absence of such a market, the most advantageous market available to the entity at the end of the reporting period (ie the market that maximises the receipts from the sale of the asset after taking into account transaction costs and transport costs).

For non-financial assets, the fair value measurement also takes into account a market participant's ability to use the asset in its highest and best use or to sell it to another market participant that would use the asset in its highest and best use.

Fair Value Hierarchy

AASB 13 requires the disclosure of fair value information by level of the fair value hierarchy, which categorises fair value measurement into one of three possible levels based on the lowest level that an input that is significant to the measurement can be categorised into as follows:

Level 1

Measurements based on quoted prices (unadjusted) in active markets for identical assets or liabilities that the entity can access at the measurement date.

Level 2

Measurements based on inputs other than quoted prices included in Level 1 that are observable for the asset or liability, either directly or indirectly.

Level 3

Measurements based on unobservable inputs for the asset or liability.

The fair values of assets and liabilities that are not traded in an active market are determined using one or more valuation techniques. These valuation techniques maximise, to the extent possible, the use of observable market data. If all significant inputs required to measure fair value are observable, the asset or liability is included in Level 2. If one or more significant inputs are not based on observable market data, the asset or liability is included in Level 3.

Valuation techniques

The Council selects a valuation technique that is appropriate in the circumstances and for which sufficient data is available to measure fair value. The availability of sufficient and relevant data primarily depends on the specific characteristics of the asset or liability being measured. The valuation techniques selected by the Council are consistent with one or more of the following valuation approaches:

Market approach

Valuation techniques that use prices and other relevant information generated by market transactions for identical or similar assets or liabilities.



SHIRE OF YORK

NOTES TO AND FORMING PART OF THE ANNUAL BUDGET FOR THE YEAR ENDED 30TH JUNE 2017

1. SIGNIFICANT ACCOUNTING POLICIES (Continued)

(k) Fair Value of Assets and Liabilities (Continued)

Income approach

Valuation techniques that convert estimated future cash flows or income and expenses into a single discounted present value.

Cost approach

Valuation techniques that reflect the current replacement cost of an asset at its current service capacity.

Each valuation technique requires inputs that reflect the assumptions that buyers and sellers would use when pricing the asset or liability, including assumptions about risks. When selecting a valuation technique, the Council gives priority to those techniques that maximise the use of observable inputs and minimise the use of unobservable inputs. Inputs that are developed using market data (such as publicly available information on actual transactions) and reflect the assumptions that buyers and sellers would generally use when pricing the asset or liability and considered observable, whereas inputs for which market data is not available and therefore are developed using the best information available about such assumptions are considered unobservable.

As detailed above, the mandatory measurement framework imposed by the Local Government (Financial Management) Regulations requires, as a minimum, all assets carried at a revalued amount to be revalued at least every 3 years.

(l) Financial Instruments

Initial Recognition and Measurement

Financial assets and financial liabilities are recognised when the Council becomes a party to the contractual provisions to the instrument. For financial assets, this is equivalent to the date that the Council commits itself to either the purchase or sale of the asset (ie trade date accounting is adopted).

Financial instruments are initially measured at fair value plus transaction costs, except where the instrument is classified 'at fair value through profit or loss', in which case transaction costs are expensed to profit or loss immediately.

Classification and Subsequent Measurement

Financial instruments are subsequently measured at fair value, amortised cost using the effective interest rate method, or cost.

Amortised cost is calculated as:

- (a) the amount in which the financial asset or financial liability is measured at initial recognition;
- (b) less principal repayments and any reduction for impairment; and
- (c) plus or minus the cumulative amortisation of the difference, if any, between the amount initially recognised and the maturity amount calculated using the effective interest rate method.



SHIRE OF YORK

NOTES TO AND FORMING PART OF THE ANNUAL BUDGET FOR THE YEAR ENDED 30TH JUNE 2017

1. SIGNIFICANT ACCOUNTING POLICIES (Continued)

(I) Financial Instruments (Continued)

The effective interest method is used to allocate interest income or interest expense over the relevant period and is equivalent to the rate that discounts estimated future cash payments or receipts (including fees, transaction costs and other premiums or discounts) through the expected life (or when this cannot be reliably predicted, the contractual term) of the financial instrument to the net carrying amount of the financial asset or financial liability. Revisions to expected future net cash flows will necessitate an adjustment to the carrying value with a consequential recognition of an income or expense in profit or loss.

(i) Financial assets at fair value through profit and loss

Financial assets are classified at "fair value through profit or loss" when they are held for trading for the purpose of short term profit taking. Assets in this category are classified as current assets. Such assets are subsequently measured at fair value with changes in carrying amount being included in profit or loss.

(ii) Loans and receivables

Loans and receivables are non-derivative financial assets with fixed or determinable payments that are not quoted in an active market and are subsequently measured at amortised cost. Gains or losses are recognised in profit or loss.

Loans and receivables are included in current assets where they are expected to mature within 12 months after the end of the reporting period.

(iii) Held-to-maturity investments

Held-to-maturity investments are non-derivative financial assets with fixed maturities and fixed or determinable payments that the Council's management has the positive intention and ability to hold to maturity. They are subsequently measured at amortised cost. Gains or losses are recognised in profit or loss.

Held-to-maturity investments are included in current assets where they are expected to mature within 12 months after the end of the reporting period. All other investments are classified as non-current.

(iv) Available-for-sale financial assets

Available-for-sale financial assets are non-derivative financial assets that are either not suitable to be classified into other categories of financial assets due to their nature, or they are designated as such by management. They comprise investments in the equity of other entities where there is neither a fixed maturity nor fixed or determinable payments.

They are subsequently measured at fair value with changes in such fair value (i.e. gains or losses) recognised in other comprehensive income (except for impairment losses). When the financial asset is derecognised, the cumulative gain or loss pertaining to that asset previously recognised in other comprehensive income is reclassified into profit or loss.

Available-for-sale financial assets are included in current assets, where they are expected to be sold within 12 months after the end of the reporting period. All other available for sale financial assets are classified as non-current.



SHIRE OF YORK

NOTES TO AND FORMING PART OF THE ANNUAL BUDGET FOR THE YEAR ENDED 30TH JUNE 2017

1. SIGNIFICANT ACCOUNTING POLICIES (Continued)

(l) Financial Instruments (Continued)

(v) Financial liabilities

Non-derivative financial liabilities (excl. financial guarantees) are subsequently measured at amortised cost. Gains or losses are recognised in the profit or loss.

Impairment

A financial asset is deemed to be impaired if, and only if, there is objective evidence of impairment as a result of one or more events (a "loss event") having occurred, which has an impact on the estimated future cash flows of the financial asset(s).

In the case of available-for-sale financial assets, a significant or prolonged decline in the market value of the instrument is considered a loss event. Impairment losses are recognised in profit or loss immediately. Also, any cumulative decline in fair value previously recognised in other comprehensive income is reclassified to profit or loss at this point.

In the case of financial assets carried at amortised cost, loss events may include: indications that the debtors or a group of debtors are experiencing significant financial difficulty, default or delinquency in interest or principal payments; indications that they will enter bankruptcy or other financial reorganisation; and changes in arrears or economic conditions that correlate with defaults.

For financial assets carried at amortised cost (including loans and receivables), a separate allowance account is used to reduce the carrying amount of financial assets impaired by credit losses. After having taken all possible measures of recovery, if management establishes that the carrying amount cannot be recovered by any means, at that point the written-off amounts are charged to the allowance account or the carrying amount of impaired financial assets is reduced directly if no impairment amount was previously recognised in the allowance account.

Derecognition

Financial assets are derecognised where the contractual rights for receipt of cash flows expire or the asset is transferred to another party, whereby the Council no longer has any significant continual involvement in the risks and benefits associated with the asset.

Financial liabilities are derecognised where the related obligations are discharged, cancelled or expired. The difference between the carrying amount of the financial liability extinguished or transferred to another party and the fair value of the consideration paid, including the transfer of non-cash assets or liabilities assumed, is recognised in profit or loss.

(m) Impairment of Assets

In accordance with Australian Accounting Standards the Council's assets, other than inventories, are assessed at each reporting date to determine whether there is any indication they may be impaired.

Where such an indication exists, an impairment test is carried out on the asset by comparing the recoverable amount of the asset, being the higher of the asset's fair value less costs to sell and value in use, to the asset's carrying amount.



SHIRE OF YORK

NOTES TO AND FORMING PART OF THE ANNUAL BUDGET FOR THE YEAR ENDED 30TH JUNE 2017

1. SIGNIFICANT ACCOUNTING POLICIES (Continued)

(m) Impairment of Assets (Continued)

Any excess of the asset's carrying amount over its recoverable amount is recognised immediately in profit or loss, unless the asset is carried at a revalued amount in accordance with another standard (e.g. AASB 116) whereby any impairment loss of a revaluation decrease in accordance with that other standard.

For non-cash generating assets such as roads, drains, public buildings and the like, value in use is represented by the depreciated replacement cost of the asset.

At the time of adopting this budget, it is not possible to estimate the amount of impairment losses (if any) as at 30 June 2017.

In any event, an impairment loss is a non-cash transaction and consequently, has no impact on this budget document.

(n) Trade and Other Payables

Trade and other payables represent liabilities for goods and services provided to the Council prior to the end of the financial year that are unpaid and arise when the Council becomes obliged to make future payments in respect of the purchase of these goods and services. The amounts are unsecured, are recognised as a current liability and are normally paid within 30 days of recognition.

(o) Employee Benefits

Short-Term Employee Benefits

Provision is made for the Council's obligations for short-term employee benefits. Short-term employee benefits are benefits (other than termination benefits) that are expected to be settled wholly before 12 months after the end of the annual reporting period in which the employees render the related service, including wages, salaries and sick leave. Short-term employee benefits are measured at the (undiscounted) amounts expected to be paid when the obligation is settled.

The Council's obligations for short-term employee benefits such as wages, salaries and sick leave are recognised as a part of current trade and other payables in the statement of financial position. The Council's obligations for employees' annual leave and long service leave entitlements are recognised as provisions in the statement of financial position.

Other Long-Term Employee Benefits

Provision is made for employees' long service leave and annual leave entitlements not expected to be settled wholly within 12 months after the end of the annual reporting period in which the employees render the related service. Other long-term employee benefits are measured at the present value of the expected future payments to be made to employees. Expected future payments incorporate anticipated future wage and salary levels, durations or service and employee departures and are discounted at rates determined by reference to market yields at the end of the reporting period on government bonds that have maturity dates that approximate the terms of the obligations. Any remeasurements for changes in assumptions of obligations for other long-term employee benefits are recognised in profit or loss in the periods in which the changes occur.



SHIRE OF YORK

NOTES TO AND FORMING PART OF THE ANNUAL BUDGET FOR THE YEAR ENDED 30TH JUNE 2017

1. SIGNIFICANT ACCOUNTING POLICIES (Continued)

(p) Borrowing Costs

The Council's obligations for long-term employee benefits are presented as non-current provisions in its statement of financial position, except where the Council does not have an unconditional right to defer settlement for at least 12 months after the end of the reporting period, in which case the obligations are presented as current provisions.

Borrowing costs are recognised as an expense when incurred except where they are directly attributable to the acquisition, construction or production of a qualifying asset. Where this is the case, they are capitalised as part of the cost of the particular asset until such time as the asset is substantially ready for its intended use or sale.

(q) Provisions

Provisions are recognised when the Council has a legal or constructive obligation, as a result of past events, for which it is probable that an outflow of economic benefits will result and that outflow can be reliably measured.

Provisions are measured using the best estimate of the amounts required to settle the obligation at the end of the reporting period.

(r) Current and Non-Current Classification

In the determination of whether an asset or liability is current or non-current, consideration is given to the time when each asset or liability is expected to be settled. The asset or liability is classified as current if it is expected to be settled within the next 12 months, being the Council's operational cycle. In the case of liabilities where the Council does not have the unconditional right to defer settlement beyond 12 months, such as vested long service leave, the liability is classified as current even if not expected to be settled within the next 12 months. Inventories held for trading are classified as current even if not expected to be realised in the next 12 months except for land held for sale where it is held as non-current based on the Council's intentions to release for sale.

(s) Comparative Figures

Where required, comparative figures have been adjusted to conform with changes in presentation for the current budget year.

(t) Budget Comparative Figures

Unless otherwise stated, the budget comparative figures shown in this budget document relate to the original budget estimate for the relevant item of disclosure.

SHIRE OF YORK
NOTES TO AND FORMING PART OF THE ANNUAL BUDGET
FOR THE YEAR ENDING 30TH JUNE 2017

2 REVENUES AND EXPENSES

The Net Result as reported in the Annual Budget includes:

Adopted Budget 2015/16		Estimated Actual 2015/16	Adopted Budget 2016/17
\$		\$	\$
	Charging as Expenses		
1,972,219	Depreciation on Non-Current Assets	2,245,532	2,584,364
	Crediting as Income		
600,000	Profit/(Loss) on Sale of Non-Current Assets		
	Land and Buildings		
(52,900)	Plant and Equipment	-	(31,250)
547,100		-	(31,250)

3 DESCRIPTION OF FUNCTIONS/ACTIVITIES

The principal activities of Council for the Local Government of the Shire of York covers the provisions of law, order, public safety services, education services, health services, welfare services, community amenities, recreation and cultural services, transport services, economic services, and other property services as permitted under the Local Government Act or other written law.

GENERAL PURPOSE FUNDING

Rates, general purpose government grants and interest revenue.

GOVERNANCE

Members expenses and the costs associated with meetings of Council, policy determination and public ceremonies and presentations and Administration allocations.

LAW, ORDER AND PUBLIC SAFETY

Supervision of local laws, fire prevention including the provision of volunteer fire brigades, animal control and the support of local emergency and public safety organisations.

HEALTH

Food quality control, immunisation, environmental health and support to the medical practice and practitioners

EDUCATION & WELFARE

Building maintenance of Pioneer Memorial Lodge (leased Aged Care Facility) and Centennial Units which are a joint venture with Homeswest providing self contained units to over 55's. Support to the Early Childhood Hub.

COMMUNITY AMENITIES

Rubbish collection services, management of waste facilities, noise control, administration of the Town Planning Scheme, maintenance of cemeteries and storm water drainage maintenance.

RECREATION AND CULTURE

Maintenance of halls, aquatic centre, recreation centre and various reserves. Operation of the library and support to and maintenance of the Residency Museum.

TRANSPORT

Construction and maintenance of roads, bridges, footpaths, drainage works, lighting and cleaning of streets and depot maintenance.

ECONOMIC SERVICES

Area promotion, support to tourism, building control, the community bus and standpipes.

OTHER PROPERTY AND SERVICES

Private works carried out by Council, Public Works Overhead allocations, Plant Operation Cost allocations and Stock.

SHIRE OF YORK
NOTES TO AND FORMING PART OF THE ANNUAL BUDGET
FOR THE YEAR ENDING 30TH JUNE 2017

4 OPERATING REVENUES AND EXPENSES

Expenses and revenues classified according to nature and type.

Adopted Budget 2015/16		Estimated Actual 2015/16	Adopted Budget 2016/17
\$		\$	\$
	Revenues		
5,078,828	Rates	5,073,435	5,440,310
1,750,563	Operating Grants, Subsidies and Contributions	1,303,002	1,970,216
1,472,521	Non-Operating Grants, Subsidies and Contributions	1,243,817	1,383,181
600,000	Profit on Asset Disposals	-	-
1,524,856	Fees and Charges	1,509,705	1,596,886
167,000	Interest Earnings	199,841	184,558
139,272	Other Revenue	74,329	95,349
10,733,041	Agrees with Comprehensive Income Statement	9,404,129	10,670,500
	Expenses		
4,021,790	Employee Costs	3,393,274	4,265,962
2,712,083	Materials and Contracts	3,028,001	2,769,412
288,758	Utility Charges (Gas, Electricity, Water, etc)	297,025	290,225
1,972,219	Depreciation on Non-Current Assets	2,245,532	2,584,364
52,900	Loss on Asset Disposals	-	31,250
143,987	Interest Expenses	117,584	137,113
206,688	Insurance Expenses	188,720	193,958
293,214	Other Expenses	583,294	325,733
9,691,639	Agrees with Comprehensive Income Statement	9,853,431	10,598,018
1,041,402	Total Comprehensive Income	(449,302)	72,482

5 CASH

Adopted Budget 2015/16		Estimated Actual 2015/16	Adopted Budget 2016/17
\$		\$	\$
3,800	Cash on Hand	3,800	3,800
2,051,092	Cash at Bank	3,004,903	2,461,073
	Investments		
2,054,892	Represented by:-	3,008,703	2,464,873
1,959,609	Restricted	2,122,106	2,018,364
95,283	Unrestricted	886,597	446,509
2,054,892		3,008,703	2,464,873
1,723,450	(a) Reserve funds	1,967,139	1,920,568
	Restrictions have been imposed by regulation		
	Refer Note 8		

SHIRE OF YORK
NOTES TO AND FORMING PART OF THE ANNUAL BUDGET
FOR THE YEAR ENDING 30TH JUNE 2017

5 CASH (Continued)

(b) Restricted C/Fwd Cash

Grants received in a previous financial year which will be expended during the financial year:

6,118	- Government Grant - Waste Management Study	6,118
44,054	- Government Grant - Connecting Local Governments	44,054
13,117	- Government Grant - Country Local Government Fund	13,117
2,099	- Government Grant - Regional Cat Pound	-
11,374	- Government Grant - DAIP SEAVROC - Awareness Training	11,374
11,602	- Government Grant - SEAVROC - You're Welcome Project	11,602
13,839	- Government Grant - Cat Sterilisation Program	-
30,077	- Government Grant - Bridge Funding - Brook Bridges	-
45,319	- Government Grant - Talbot West Bridge	-
31,287	- Government Grant - Veterans' Affairs ANZAC Centenary Grant	31,287
27,273	- Government Grant - Veterans' Affairs ANZAC Centenary Grant	27,273
-	- Government Grant - Age-Friendly Communities Grant	10,000
-	- Government Grant - Regional Sustainability Visitor's Centre Grant	16,250
-	- Government Grant - Stronger Communities Grant	12,986

236,159

0 184,061

6 DISPOSAL OF ASSETS

(A) DISPOSAL OF ASSETS BY CLASS

	Proceeds Sale of Assets	Written Down Value	Gain/(loss) on Disposal
	\$	\$	\$
Asset by Class			
Furniture and Equipment	-	-	-
Land and Buildings	-	-	-
Plant and Equipment	260,900	292,150	(31,250)
TOTAL BY CLASS OF ASSETS	260,900	292,150	(31,250)

(B) DISPOSAL OF ASSETS BY PROGRAM

	Proceeds Sale of Assets	Written Down Value	Gain/ Loss on Disposal
	\$	\$	\$
Governance	105,000	114,100	(9,100)
Transport	54,900	61,800	(6,900)
Economic Services	15,000	5,000	10,000
Other Property and Services	86,000	111,250	(25,250)
TOTAL BY PROGRAM	260,900	292,150	(31,250)

(C) SUMMARY

Profit on Asset Disposals	-
Loss on Asset Disposal	(31,250)
	(31,250)

SHIRE OF YORK
NOTES TO AND FORMING PART OF THE ANNUAL BUDGET
FOR THE YEAR ENDING 30TH JUNE 2017

(D) BORROWING COSTS INCURRED AND CAPITALISED AS PART OF A QUALIFYING ASSET

No Borrowing Costs were incorporated in the Annual Budget.

7 BORROWINGS INFORMATION

(a) Loans Raised in Financial Year

The Shire proposes to borrow the following funds in the 2016/17 financial year.

Adopted Budget 2015/16		Estimated Actual 2015/16	Adopted Budget 2016/17
\$		\$	\$
-	Purchase of Plant	-	-
-	Swimming Pool Improvements	-	380,000
625,000	Purchase of Property	625,000	-
625,000	CLOSING BALANCE	625,000	380,000

Loan Repayments

Loan No.	Description	Principal 01.07.16	Loans Raised		Interest		Loan Repayment		Principal 30.06.17 Budget
			Actual	Budget	Actual	Budget	Actual	Budget	
			2015/16	2016/17	2015/16	2016/17	2015/16	2016/17	
		\$	\$	\$	\$	\$	\$	\$	\$
60	Water Supply	-	-	-	73	-	6,248	-	-
65	Archives Facility	73,756	-	-	3,607	3,393	10,856	11,396	62,360
62	Forrest Oval Development - Stage 1	1,133,641	-	-	66,268	70,687	44,401	47,242	1,086,399
63	Forrest Oval Development - Stage 4	252,665	-	-	11,567	12,667	17,185	18,088	234,577
64	Forrest Oval Development - New Facility	394,121	-	-	18,044	19,758	26,807	28,214	365,907
66	Plant	294,237	-	-	7,744	8,035	44,379	45,648	248,589
67	Property - Lot 800, 801 South St, York	598,355	625,000	-	10,281	19,240	26,645	54,612	543,743
68	Swimming Pool Upgrades	-	-	380,000	-	3,334	-	3,500	376,500
		2,746,775	625,000	380,000	117,584	137,113	176,521	208,700	2,918,075
	PLUS Change in Net Accrual				-	-			
	TOTAL	2,746,775	625,000	380,000	117,584	137,113	176,521	208,700	2,918,075
	Loan Repayments to be financed by the Shire				117,511	137,113	170,273	208,700	
	Loan Repayments reimbursed from external sources				73	-	6,248	-	
	TOTAL				117,584	137,113	176,521	208,700	

SHIRE OF YORK
NOTES TO AND FORMING PART OF THE ANNUAL BUDGET
FOR THE YEAR ENDING 30TH JUNE 2017

8 RESERVES

(a) Plant Replacement Reserve (Cash Backed)

The transactions of the Reserve Fund are summarised as follows:

Purpose - To fund plant purchases or capital repairs.

Adopted Budget 2015/16		Estimated Actual 2015/16	Adopted Budget 2016/17
\$		\$	\$
387,381	Opening Balance	387,381	516,751
	Plus Transfer from Accumulated Surplus		
9,935	- Interest Received	9,015	11,293
305,527	- Other	305,527	300,000
	Less Transfer to Accumulated Surplus		
(295,000)	- Other Plant Purchases	(185,172)	(280,000)
407,843	CLOSING BALANCE	516,751	548,044

(b) Staff Leave Reserve

The transactions of the Reserve Fund are summarised as follows:

Purpose - To fund annual and long service leave requirements.

Adopted Budget 2015/16		Estimated Actual 2015/16	Adopted Budget 2016/17
\$		\$	\$
510,949	Opening Balance	510,949	522,840
	Plus Transfer from Accumulated Surplus		
13,105	- Interest Received	11,891	15,065
20,000	- Other		20,000
	Less Transfer to Accumulated Surplus		
-	- Other		(112,730)
544,054	CLOSING BALANCE	522,840	445,175

(c) Town Planning Reserve

The transactions of the Reserve Fund are summarised as follows:

Purpose - To develop and review the York Town Planning Scheme and amendments.

Adopted Budget 2015/16		Estimated Actual 2015/16	Adopted Budget 2016/17
\$		\$	\$
6,682	Opening Balance	6,682	6,838
	Plus Transfer from Accumulated Surplus		
-	- Interest Received	156	-
	Less Transfer to Accumulated Surplus		
(6,682)	- Other TPS Review		-
0	CLOSING BALANCE	6,838	6,838

SHIRE OF YORK
NOTES TO AND FORMING PART OF THE ANNUAL BUDGET
FOR THE YEAR ENDING 30TH JUNE 2017

8 RESERVES (continued)

(d) Avon River Reserve

The transactions of the Reserve Fund are summarised as follows:

Purpose - To maintain and protect the Avon River and its environs.

Adopted Budget 2015/16		Estimated Actual 2015/16	Adopted Budget 2016/17
\$		\$	\$
13,715	Opening Balance	13,715	14,034
-	Plus Transfer from Accumulated Surplus		
-	- Interest Received	319	
	Less Transfer to Accumulated Surplus		
- 13,715	- Other Shade Shelters		
-	- Swing Bridge Entrance		
<u>0</u>	CLOSING BALANCE	<u>14,034</u>	<u>14,034</u>

(e) Industrial Land Reserve

The transactions of the Reserve Fund are summarised as follows:

Purpose - For the continued development and expansion of an industrial subdivision within the Shire.

Adopted Budget 2015/16		Estimated Actual 2015/16	Adopted Budget 2016/17
\$		\$	\$
119,137	Opening Balance	119,137	121,910
3,056	Plus Transfer from Accumulated Surplus		
	- Interest Received	2,773	3,383
	Less Transfer to Accumulated Surplus		
	- Other		
<u>122,193</u>	CLOSING BALANCE	<u>121,910</u>	<u>125,293</u>

SHIRE OF YORK
NOTES TO AND FORMING PART OF THE ANNUAL BUDGET
FOR THE YEAR ENDING 30TH JUNE 2017

8 RESERVES (continued)

(f) Refuse Site Reserve

The transactions of the Reserve Fund are summarised as follows:

Purpose - To be used for ongoing maintenance and development of Council's waste management facilities.

Adopted Budget 2015/16		Estimated Actual 2015/16	Adopted Budget 2016/17
\$		\$	\$
171,189	Opening Balance	171,189	175,173
	Plus Transfer from Accumulated Surplus		
4,391	- Interest Received	3,984	4,862
-	- Other		
	Less Transfer to Accumulated Surplus		
-	- Other		
175,580	CLOSING BALANCE	175,173	180,035

(g) Centennial Gardens Reserve

The transactions of the Reserve Fund are summarised as follows:

Purpose - To be used for further expansion and capital repairs of the existing units.

Adopted Budget 2015/16		Estimated Actual 2015/16	Adopted Budget 2016/17
\$		\$	\$
122,988	Opening Balance	122,988	133,278
	Plus Transfer from Accumulated Surplus		
3,154	- Interest Received	2,862	2,980
-	- Other	7,428	
	Less Transfer to Accumulated Surplus		
(18,528)	- Other - Operating Loss		(7,020)
107,614	CLOSING BALANCE	133,278	129,238

(h) Public Open Space Reserve

The transactions of the Reserve Fund are summarised as follows:

Purpose - For the expansion and development of passive recreation areas within the Shire.

Adopted Budget 2015/16		Estimated Actual 2015/16	Adopted Budget 2016/17
\$		\$	\$
405	Opening Balance	405	414
	Plus Transfer from Accumulated Surplus		
-	- Interest Received	9	
	Less Transfer to Accumulated Surplus		
(405)	- Other		
0	CLOSING BALANCE	414	414

SHIRE OF YORK
NOTES TO AND FORMING PART OF THE ANNUAL BUDGET
FOR THE YEAR ENDING 30TH JUNE 2017

8 RESERVES (continued)

(i) Community Bus Reserve

The transactions of the Reserve Fund are summarised as follows:

Purpose - To finance the changeover of the Community Bus (funded by the operational surplus of the Community Bus).

Adopted Budget 2015/16		Estimated Actual 2015/16	Adopted Budget 2016/17
\$		\$	\$
73,703	Opening Balance	73,703	80,076
	Plus Transfer from Accumulated Surplus		
1,890	- Interest Received	1,715	2,159
2,382	- Other Operating Profit	4,658	3,262
	Less Transfer to Accumulated Surplus		
-	- Funds to replace Bus	-	(70,000)
77,975	CLOSING BALANCE	80,076	15,497

(j) Pioneer Memorial Reserve

The transactions of the Reserve Fund are summarised as follows:

Purpose - To finance capital improvements and extensions to the seniors village (funded by the operational surplus of the Lodge) and to finance any operational over budget expenditure (operational deficit).

Adopted Budget 2015/16		Estimated Actual 2015/16	Adopted Budget 2016/17
\$		\$	\$
103,293	Opening Balance	103,293	95,291
	Plus Transfer from Accumulated Surplus		
2,649	- Interest Received	2,404	2,047
	Less Transfer to Accumulated Surplus		
(32,000)	- Other Refurbishments	(10,406)	(43,614)
73,942	CLOSING BALANCE	95,291	53,724

(k) Residency Museum Reserve

The transactions of the Reserve Fund are summarised as follows:

Purpose - To fund capital expenditure and maintenance of the historical museum.

Adopted Budget 2015/16		Estimated Actual 2015/16	Adopted Budget 2016/17
\$		\$	\$
5,648	Opening Balance	5,648	5,779
	Plus Transfer from Accumulated Surplus		
-	- Interest Received	131	-
	Less Transfer to Accumulated Surplus		
(5,648)	- Other - Monitored Alarm System	-	-
0	CLOSING BALANCE	5,779	5,779

SHIRE OF YORK
NOTES TO AND FORMING PART OF THE ANNUAL BUDGET
FOR THE YEAR ENDING 30TH JUNE 2017

8 RESERVES (continued)

(l) Carparking Reserve

The transactions of the Reserve Fund are summarised as follows:

Purpose - To fund the management and control of parking facilities in accordance with Council's Parking Plan.

Adopted Budget 2015/16		Estimated Actual 2015/16	Adopted Budget 2016/17
\$		\$	\$
16,556	Opening Balance	16,556	16,941
	Plus Transfer from Accumulated Surplus		
425	- Interest Received	385	470
-	- Other Contribution		
	Less Transfer to Accumulated Surplus		
-	- Other		
16,981	CLOSING BALANCE	16,941	17,411

(m) Buildings Reserve

The transactions of the Reserve Fund are summarised as follows:

Purpose - For the construction and major capital improvements to all Council buildings.

Adopted Budget 2015/16		Estimated Actual 2015/16	Adopted Budget 2016/17
\$		\$	\$
1,043	Opening Balance	1,044	1,068
	Plus Transfer from Accumulated Surplus		
27	- Interest Received	24	96
	- Other Contribution		50,000
	Less Transfer to Accumulated Surplus		
	- Other		
1,070	CLOSING BALANCE	1,068	51,164

(n) Disaster Reserve

The transactions of the Reserve Fund are summarised as follows:

Purpose - A contingency reserve to help fund recovery from any natural disaster.

Adopted Budget 2015/16		Estimated Actual 2015/16	Adopted Budget 2016/17
\$		\$	\$
30,819	Opening Balance	30,819	31,536
	Plus Transfer from Accumulated Surplus		
790	- Interest Received	717	875
	Less Transfer to Accumulated Surplus		
	- Other		
31,609	CLOSING BALANCE	31,536	32,411

SHIRE OF YORK
NOTES TO AND FORMING PART OF THE ANNUAL BUDGET
FOR THE YEAR ENDING 30TH JUNE 2017

8 RESERVES (continued)

(o) Archives Reserve

The transactions of the Reserve Fund are summarised as follows:

Purpose - To provide a secure building for the safe storage of Council's Archival Records.

Adopted Budget 2015/16		Estimated Actual 2015/16	Adopted Budget 2016/17
\$		\$	\$
6,324	Opening Balance	6,324	6,471
	Plus Transfer from Accumulated Surplus		
-	- Interest Received	147	-
	Less Transfer to Accumulated Surplus		
(6,324)	- Other Compactus and Safe	-	(6,324)
0	CLOSING BALANCE	6,471	147

(p) Water Supply Reserve

The transactions of the Reserve Fund are summarised as follows:

Purpose - To hold funds raised through the water supply charge until the loan repayment is due.

Adopted Budget 2015/16		Estimated Actual 2015/16	Adopted Budget 2016/17
\$		\$	\$
6,778	Opening Balance	6,778	6,778
	Plus Transfer from Accumulated Surplus		
-	- Interest Received	-	-
	Less Transfer to Accumulated Surplus		
-	- Other	-	-
6,778	CLOSING BALANCE	6,778	6,778

(q) Tied Grant Funding Reserve

The transactions of the Reserve Fund are summarised as follows:

Purpose - To segregate grant funds provided for specific projects until those projects are carried out.

Adopted Budget 2015/16		Estimated Actual 2015/16	Adopted Budget 2016/17
\$		\$	\$
60,672	Opening Balance	60,672	48,652
	Plus Transfer from Accumulated Surplus		
-	- Interest Received	-	-
	Less Transfer to Accumulated Surplus		
(11,374)	- Other DAIP SEAVROC	-	(11,375)
(6,118)	- Other Regional Waste Management Strategy	-	(6,118)
-	- Other YAC Leadership Program	-	-
(11,602)	- You're Welcome Project	-	(11,602)
	- Other Mannavale, Qualen West and Spencers		
(30,077)	Brook Bridges	(12,020)	(18,057)
-	- Bridge Upgrades	-	-
1,501	CLOSING BALANCE	48,652	1,500

SHIRE OF YORK
NOTES TO AND FORMING PART OF THE ANNUAL BUDGET
FOR THE YEAR ENDING 30TH JUNE 2017

8 RESERVES (continued)

(r) **Strategic Planning Reserve**

The transactions of the Reserve Fund are summarised as follows:

Purpose - To provide for the preparation, ongoing replacement, amendment and printing costs associated with the Strategic Plan.

Adopted Budget 2015/16		Estimated Actual 2015/16	Adopted Budget 2016/17
\$		\$	\$
7,564	Opening Balance	7,564	-
-	Plus Transfer from Accumulated Surplus		
	- Interest Received	176	-
	Less Transfer to Accumulated Surplus		
(7,564)	- Other	(7,740)	-
<u>0</u>	CLOSING BALANCE	<u>0</u>	<u>0</u>

(s) **Cemetery Reserve**

The transactions of the Reserve Fund are summarised as follows:

Purpose - To provide for the ongoing development of the existing York Cemetery or the development of a new site at a location to be determined.

Adopted Budget 2015/16		Estimated Actual 2015/16	Adopted Budget 2016/17
\$		\$	\$
24,948	Opening Balance	24,948	4,802
-	Plus Transfer from Accumulated Surplus		
	- Interest Received	581	-
	Less Transfer to Accumulated Surplus		
(24,948)	- Other Cemetery Upgrade	(20,727)	(4,802)
<u>0</u>	CLOSING BALANCE	<u>4,802</u>	<u>0</u>

SHIRE OF YORK
NOTES TO AND FORMING PART OF THE ANNUAL BUDGET
FOR THE YEAR ENDING 30TH JUNE 2017

8 RESERVES (continued)

(t) RSL Memorial Reserve

The transactions of the Reserve Fund are summarised as follows:

Purpose - To provide for the upgrading of the RSL Memorial.

Adopted Budget 2015/16		Estimated Actual 2015/16	Adopted Budget 2016/17
\$		\$	\$
12,188	Opening Balance	12,188	12,472
	Plus Transfer from Accumulated Surplus		
313	- Interest Received	284	346
	Less Transfer to Accumulated Surplus		
-	- Other		-
12,501	CLOSING BALANCE	12,472	12,818

(u) Greenhills Townsite Development Reserve

The transactions of the Reserve Fund are summarised as follows:

Purpose - To provide funds to enhance the amenity and economic potential of the Greenhills Townsite with such funds to be expended in consultation with the Greenhills Progress Association.

Adopted Budget 2015/16		Estimated Actual 2015/16	Adopted Budget 2016/17
\$		\$	\$
28,007	Opening Balance	28,007	28,659
	Plus Transfer from Accumulated Surplus		
718	- Interest Received	652	172
	Less Transfer to Accumulated Surplus		
(22,500)	- Other Townsite Redevelopment	-	(22,500)
6,225	CLOSING BALANCE	28,659	6,331

(v) Roads Reserve

The transactions of the Reserve Fund are summarised as follows:

Purpose - To provide for future road sealing programmes.

Adopted Budget 2015/16		Estimated Actual 2015/16	Adopted Budget 2016/17
\$		\$	\$
77,024	Opening Balance	77,024	28,816
	Plus Transfer from Accumulated Surplus		
1,975	- Interest Received	1,792	803
-	- Other		120,000
	Less Transfer to Accumulated Surplus		
(50,000)	- Other	(50,000)	
28,999	CLOSING BALANCE	28,816	149,619

SHIRE OF YORK
NOTES TO AND FORMING PART OF THE ANNUAL BUDGET
FOR THE YEAR ENDING 30TH JUNE 2017

8 RESERVES (continued)

(w) Land & Infrastructure Development Reserve

The transactions of the Reserve Fund are summarised as follows:

Purpose - For the purpose of funding the purchase of land and or buildings or the construction of buildings.

Adopted Budget 2015/16		Estimated Actual 2015/16	Adopted Budget 2016/17
\$		\$	\$
89,535	Opening Balance	89,535	91,619
	Plus Transfer from Accumulated Surplus		
2,296	- Interest Received	2,084	2,543
-	- Other		
-	- Other Land Sales		
	Less Transfer to Accumulated Surplus		
-	- Other		
91,831	CLOSING BALANCE	91,619	94,162

(x) Main Street (Town Precinct) Upgrade Reserve

The transactions of the Reserve Fund are summarised as follows:

Purpose - To provide funds to upgrade the Main Street and the development of a Town Precinct.

Adopted Budget 2015/16		Estimated Actual 2015/16	Adopted Budget 2016/17
\$		\$	\$
-	Opening Balance		-
	Plus Transfer from Accumulated Surplus		
-	- Interest Received		
	Less Transfer to Accumulated Surplus		
-	- Other Avon Terrace Project		
0	CLOSING BALANCE	0	0

(y) Forrest Oval Lights

The transactions of the Reserve Fund are summarised as follows:

Purpose - To provide for the replacement and upgrading of the Oval Lights

Adopted Budget 2015/16		Estimated Actual 2015/16	Adopted Budget 2016/17
\$		\$	\$
2,053	Opening Balance	2,053	3,565
	Plus Transfer from Accumulated Surplus		
53	- Interest Received	48	86
1,000	- Other	1,464	2,000
	Less Transfer to Accumulated Surplus		
-	- Other		
3,106	CLOSING BALANCE	3,565	5,651

SHIRE OF YORK
NOTES TO AND FORMING PART OF THE ANNUAL BUDGET
FOR THE YEAR ENDING 30TH JUNE 2017

8 RESERVES (continued)

(z) Forrest Oval - Bowling Greens

The transactions of the Reserve Fund are summarised as follows:

Purpose - To provide for the replacement of Bowling rink synthetic surface

Adopted Budget 2015/16		Estimated Actual 2015/16	Adopted Budget 2016/17
\$		\$	\$
7,606	Opening Balance	7,606	11,687
	Plus Transfer from Accumulated Surplus		
195	- Interest Received	177	327
4,000	- Other	3,904	4,000
	Less Transfer to Accumulated Surplus		
	- Other		
11,801	CLOSING BALANCE	11,687	16,014

(aa) Forrest Oval - Tennis Courts

The transactions of the Reserve Fund are summarised as follows:

Purpose - To provide for the replacement of Tennis courts synthetic surface

Adopted Budget 2015/16		Estimated Actual 2015/16	Adopted Budget 2016/17
\$		\$	\$
1,069	Opening Balance	1,069	1,690
	Plus Transfer from Accumulated Surplus		
28	- Interest Received	25	51
750	- Other	596	750
	Less Transfer to Accumulated Surplus		
	- Other		
1,847	CLOSING BALANCE	1,690	2,491
	Rounding		
1,723,450		1,967,140	1,920,569

All of the above reserve accounts are to be supported by money held in financial institutions.

SHIRE OF YORK
NOTES TO AND FORMING PART OF THE ANNUAL BUDGET
FOR THE YEAR ENDING 30TH JUNE 2017

9 CASH FLOW INFORMATION

Reconciliation of cash flows from operations with change in net equity resulting from operations.

For the purpose of the Cash Flow Statement, cash includes cash on hand and in or at call deposits with Banks or Financial Institutions.

Adopted Budget 2015/16		Estimated Actual 2015/16	Adopted Budget 2016/17
\$		\$	\$
	Change in net equity from operations		
1,041,402	Non cash flows in change in Net Equity	(449,302)	72,482
1,972,219	Depreciation	2,245,532	2,584,364
(547,100)	(Profit) loss on sale of Fixed Assets	-	31,250
(1,432,521)	Contributions for Development of Assets	(1,243,817)	(1,383,181)
	Principal Repayment Received SS Loan		
	Change in Assets and Liabilities		
25,000	(Increase)/Decrease in Inventory	17,036	5,226
21,326	Increase/(Decrease) in Employee Provisions	-	7,056
1,096,627	(Increase)/Decrease in Debtors	1,147,438	744,051
(115,305)	Increase/(Decrease) in Creditors	(47,018)	168,216
2,061,648	Cash flows from Operations	1,669,870	2,229,464
200,000	Credit Facility	200,000	200,000
10,000	Credit Card Facility	10,000	10,000
-	Amount Utilised	-	-
210,000	Unused Facility available	210,000	210,000

SHIRE OF YORK
NOTES TO AND FORMING PART OF THE ANNUAL BUDGET
FOR THE YEAR ENDING 30TH JUNE 2017

10 TRUST FUND INFORMATION

Funds held at balance date over which the municipality has no control and which are not included in the financial statements are as follows:

PARTICULARS	OPENING BALANCE 1/7/16	ESTIMATED RECEIPTS 2016/17	ESTIMATED PAYMENTS 2016/17	ESTIMATED CLOSING 30/6/17
	\$	\$	\$	\$
DEPOSITS				
BCITF PAYMENT	1,711	12,897	13,609	999
BOND CAT TRAP	320	980	980	320
BONDS - EXTRACTIVE INDUSTRIES	4,500	-	-	4,500
BONDS - FOOTPATH & KERB	32,726	3,000	12,000	23,726
BONDS - HALL ETC	4,820	4,140	3,620	5,340
BONDS - KEYS	2,220	500	620	2,100
BONDS - PARKS/COUNCIL PROPS	500	2,000	2,500	-
BONDS - RENTAL PROPERTY	1,435	1,000	1,000	1,435
BUILDER REGIST BOARD LEVY	1,363	10,000	11,000	363
BUILDING BONDS	5,350	1,000	1,750	4,600
CASH RECEIPTS - OTHER	8,000	2,000	5,692	4,309
COMMUNITY BUS BONDS	1,800	4,050	4,400	1,450
CROSSOVER BOND - ASTONE	6,000	-	-	6,000
CROSSOVER BOND - N BLISS	1,650	-	-	1,650
CROSSOVER BOND - SMORENBURG	1,650	-	-	1,650
CROSSOVER BOND - AVON VALLEY P	5,940	-	-	5,940
FUNDS HELD FOR LOCAL GROUPS	59,989	20,000	76,000	3,989
GREENHILLS BUSHFIRE BRIGADE	114	-	-	114
LEEWIN CONTRIBUTIONS	800	-	-	800
MOTO CROSS TRACK	4,487	300	-	4,787
PALMBROOK - CROSSOVERS	61,310	-	-	61,310
PALMBROOK - FOOTPATHS	64,312	-	-	64,312
PALMBROOK - INTERSECTIONS	27,900	-	-	27,900
PALMBROOK - PUBLIC OPEN SPACE	58,422	-	1,500	56,922
PALMBROOK - RURAL NUMBERS	1,820	-	-	1,820
PLANNING BONDS	2,900	-	-	2,900
POLICE LICENSING	-	1,300,000	1,300,000	-
PROPERTY SALE NON PAYMENT RATES	8,041	-	-	8,041
SETTLERS HOUSE BONDS	13,357	-	-	13,357
FUNDRAISING ACCOUNT	291	1,000	1,098	193
SUBDIVISION BONDS	45,014	2,000	2,000	45,014
SUBDIVISION BOND - BAWDEN	3,300	-	3,300	-
SUBDIVISION BOND - PREISIG	29,739	-	-	29,739
SPORTING PRECINCT	3,960	-	-	3,960
TOTAL	465,740	1,364,867	1,441,069	389,539

SHIRE OF YORK
NOTES TO AND FORMING PART OF THE ANNUAL BUDGET
FOR THE YEAR ENDING 30TH JUNE 2017

11 COMPARISON WITH RATE SETTING BUDGET

Statement of amounts included in the Rate Setting Statement but which have not been included in the Income Statement.

Adopted Budget 2015/16 \$		Estimated Actual 2015/16 \$	Adopted Budget 2016/17 \$
	Non Operating Income		
625,000	Loans Raised	625,000	380,000
6,248	Principal Repayment	6,248	-
	Proceeds from Disposal of Assets		
600,000	Land	-	-
340,700	Plant and Equipment	126,334	260,900
542,484	Transfer from Reserves	275,437	594,141
1,483,184	TOTAL	408,019	1,235,041
	Non Operating Expenditure		
727,264	Purchase Land and Buildings	50,471	227,304
699,635	Purchase Plant and Equipment	492,797	865,400
168,080	Purchase Furniture and Equipment	60,399	139,114
2,388,428	Infrastructure Assets-Roads	1,635,235	2,383,596
562,943	Infrastructure Assets-Recreation	821,894	863,000
72,790	Infrastructure Assets-Other	250	110,261
176,873	Repayments of Debt-Principal	176,521	208,700
374,983	Transfer to Reserves	365,927	547,570
5,170,996	TOTAL	3,603,494	5,344,945

12 RATING INFORMATION

Statement of Rating Information for the year ending 30 June 2016.

RATE TYPE	2015/16 Actual \$	Rate in the Dollar	Number of Properties	Rateable Value \$	2016/17 Budgeted Rate Revenue \$	2016/17 Budgeted Total Revenue \$
General Rate						
General Rate GRV.	2,203,445	0.116739	1,394	21,818,270	2,547,043	2,547,043
General Rate UV.	1,854,563	0.008873	373	209,052,970	1,854,927	1,854,927
Sub-Totals	4,058,008		1,767	230,871,240	4,401,971	4,401,971
Minimum Payment						
General Rate GRV.	624,240	1,080	567	1,917,280	612,360	612,360
General Rate UV.	371,480	1,480	281	32,236,701	415,880	415,880
Sub-Totals	995,720		848	34,153,981	1,028,240	1,028,240
Discounts (Note 14)	-					-
Total Amount Raised	5,053,728					5,430,211
Specified Area Rates (Note 12)	-					-
Interim Rates	19,707					10,000
Back Rates	-					100
Total Rates	5,073,435					5,440,311

SHIRE OF YORK
NOTES TO AND FORMING PART OF THE ANNUAL BUDGET
FOR THE YEAR ENDING 30TH JUNE 2017

12 RATING INFORMATION (continued)

In accordance with Financial Management Regulation 23 Council has imposed the following Rates:

General and Minimum Rate

<u>Adopted Budget</u> <u>2015/16</u>		<u>Adopted Budget</u> <u>2016/17</u>
0.113892	- General Rate	0.116739
Rate in \$	(The basis for the rate is Gross Rental Value)	Rate in \$
0.008657	- General Rate	0.008873
Rate in \$	(The basis for the rate is Unimproved Value)	Rate in \$
1,080	- Minimum Rate GRV	1,080
1,480	- Minimum Rate UV	1,480

The Objects and Reasons for General and Minimum Rate

Council has imposed a general rate of \$0.116739 GRV and \$0.008873 UV and a minimum rate of \$1,080 GRV p.a and \$1,480 UV p.a., as Council perceives it to be a "reasonable" minimum level of rates which all ratepayers in its district should pay. The minimum rate reflects the basic cost incurred by the Council in servicing each lot or dwelling in its district.

Specified Area Rates

No specified area rates will be levied during the year 2016/17.

13 SERVICE CHARGES

No service charges will be levied during the year 2016/17.

14 INFORMATION ABOUT DISCOUNTS, INCENTIVES, CONCESSIONS AND WRITE OFFS

Pursuant to Sections 6.4 and 6.12 of the Local Government Act 1995, Council may, when adopting the Annual Budget, grant an incentive or discount for early payment of Rates and Charges.

14.1 Discount on Rates and Service Charges

No discount is offered to any person who pays rates and charges within 35 days of the date of service (which appears on the rate notice) as Council has implemented an Incentive Scheme.

14.2 Community Groups

Council is offering subsidised hall and recreation centre hire to approved community groups. Council considers the support of these groups necessary for the overall benefit of the community. Approved groups will pay in accordance with Council's adopted fees and charges.

14.3 Incentive Scheme (Rates)

An incentive scheme operates for early payment of rates. Each owner who pays their rates on or before the due and payable date has his/her name eligible to participate in the scheme. The winners are selected electronically at random via the Shires Rating system.

Council, with the support of the following businesses, offers the following prizes to those property owners who pay their rates levy by the due date specified on the rates notice.

1st Prize	A \$1,000 bank account provided by the Shire of York in conjunction with the York & Districts Community Bank Branch of Bendigo Bank
2nd Prize	Four tickets to the West Australian Symphony Orchestra - Asher Fisch & WASO: Stuart Skelton Sings Wagner - Saturday, 26th November, 2016 - Perth Concert Hall
3rd Prize	A 2 night weekend stay at the Perth Ambassador Hotel in a Premium Deluxe Room including full buffet breakfast for 2 people each morning
4th Prize	\$200 of Fuel donated by Fuel Distributors of WA Pty Ltd

SHIRE OF YORK
NOTES TO AND FORMING PART OF THE ANNUAL BUDGET
FOR THE YEAR ENDING 30TH JUNE 2017

15 INTEREST CHARGES FOR THE LATE PAYMENT OF RATES AND OTHER CHARGES

15.1 Interest on overdue rates or service charges

Pursuant to Section 6.51 of the Local Government Act and Financial Management Regulation 27A the Shire of York has imposed the following rate of interest applicable for the late payment of rates and service charges to apply as follows:

(1) A local government may at the time of imposing a rate or service charge resolve to impose interest (at the rate set in its annual budget) on –

(a) a rate or service charge (or any instalment of a rate or service charge); and

(b) any costs of proceedings to recover any such charge,

that remains unpaid after becoming due and payable.

The rate of interest to apply is 11% and the estimated revenue from the imposition of the interest amounts to \$62,000 for the 2016/17 financial year.

15.2 Interest on money owing to local governments

Pursuant to Section 6.13 of the Local Government Act and Financial Management Regulation 27B the Shire of York has imposed the following rate of interest applicable for the late payment of any amount of money (other than rates and service charges) to apply as follows:

(1) Subject to any other written law, a local government may resolve* to require a person to pay interest at the rate set in its annual budget on any amount of money (other than rates and service charges) which –

(a) that person owes to the local government; and

(b) has been owed for the period of time referred to in subsection (6).

The rate of interest to apply is 11% and the estimated revenue from the imposition of the interest amounts to \$8,000 for the 2016/17 financial year.

15.3 Options for payment of rates or service charges

Pursuant to Section 6.45 of the Local Government Act and Financial Management Regulation 27(c) the due date of each instalment is as follows:

Payment in full	13 September 2016
1st Instalment	13 September 2016
2nd Instalment	15 November 2016
3rd Instalment	17 January 2017
4th Instalment	21 March 2017

Charges on instalment plans include a \$10.00 Administration Charge and a rate of interest of 5.5%. The estimated revenue from the imposition amounts to \$22,000 in interest and \$19,500 in instalment charges for the 2016/17 financial year.

SHIRE OF YORK
NOTES TO AND FORMING PART OF THE ANNUAL BUDGET
FOR THE YEAR ENDING 30TH JUNE 2017

16 FEES AND CHARGES INFORMATION

In accordance with Financial Management Regulation 25, the estimates of total revenue from Fees and Charges for each program is summarised as follows:

Adopted Budget 2015/16		Estimated Actual 2015/16	Adopted Budget 2016/17
\$		\$	\$
30,000	General Purpose Funding	44,955	36,500
5,866	Governance	1,334	5,862
28,810	Law, Order, Public Safety	36,422	29,810
23,000	Health	20,730	18,500
30,000	Education and Welfare	31,390	30,000
675,597	Community Amenities	695,111	722,393
522,106	Recreation and Culture	542,316	555,494
0	Transport	885	0
124,177	Economic Services	89,674	128,488
85,300	Other Property and Services	46,888	69,840
1,524,856	TOTAL FEES AND CHARGES	1,509,705	1,596,887

17 INVESTMENTS

Earnings from Investments are summarised as follows:

Adopted Budget 2015/16		Estimated Actual 2015/16	Adopted Budget 2016/17
\$		\$	\$
35,000	General Account	50,844	40,000
45,000	Reserve Funds	37,204	47,558
65,000	Interest on late payment of rates	84,543	70,000
17,000	Interest on rate instalment	23,300	22,000
2,000	Interest on Deferred Pensioner Rates	1,585	2,000
3,000	Interest on late payment of Emergency Services Levy	2,366	3,000
167,000	TOTAL	199,841	184,558

18 COUNCIL MEMBERS - FEES, EXPENSES AND ALLOWANCES

The 2016/2017 Budget provides for the following:

Adopted Budget 2015/16		Estimated Actual 2015/16	Adopted Budget 2016/17
\$		\$	\$
	- Annual Attendance Fee		
78,600	Councillors	58,088	80,568
20,270	President	17,224	20,778
	- Telecommunication, Travel, and Information Technology Allowance		
24,500	Telecommunication and Information Technology	8,252	24,500
1,500	Travel Expenses	0	1,500
	- Annual Local Government Allowance		
16,340	President	13,284	16,749
4,085	Deputy President	3,683	4,187

SHIRE OF YORK
NOTES TO AND FORMING PART OF THE ANNUAL BUDGET
FOR THE YEAR ENDING 30TH JUNE 2017

19 DEPRECIATION ON NON-CURRENT ASSETS

The Depreciation charge included in the Annual Budget is summarised as follows:

Adopted Budget 2015/16		Estimated Actual 2015/16	Adopted Budget 2016/17
\$		\$	\$
211	General Purpose Funding	0	276
85,009	Governance	93,028	111,395
113,920	Law, Order, Public Safety	43,076	149,279
17,779	Health	23,477	23,297
24,115	Education and Welfare	54,756	31,600
30,522	Community Amenities	19,417	39,996
382,576	Recreation and Culture	654,943	501,322
972,646	Transport	1,118,430	1,274,540
21,971	Economic Services	10,762	28,790
323,470	Other Property and Services	227,643	423,871
1,972,219	TOTAL	2,245,532	2,584,364

20 MAJOR LAND TRANSACTIONS

Council has not planned to participate in any major land transactions during 2016/17.

21 JOINT VENTURE

Council has not planned to participate in any joint venture during 2016/17.

22 TRADING UNDERTAKINGS

Council did not participate in any trading undertakings.

23 CAPITAL AND LEASING COMMITMENTS

a. Finance Lease Commitments

The Shire has not planned to enter into any finance lease commitments during 2016/17

b. Operating Lease Commitments

The Shire has not planned to enter into any operating lease commitments during 2016/17

24 FINANCIAL INSTRUMENTS

(a) Interest Rate Risk

The following table details the Shire of York's exposure to interest rate risks projected to 30th June 2017.

	Average Interest %	Variable Interest Rate \$	1 to 5 years \$	Non Interest Bearing \$
Financial Assets				
Cash on Hand		-	-	3,800
Cash	2.30	2,461,073	-	-
Bank Bills/Term Deposits		-	-	-
Trade Receivables		-	-	48,110
		2,461,073		51,910
Financial Liabilities				
Creditors				563,410
Employee entitlements				622,191
				1,185,601

(b) Council does not have any material credit risk exposure to any single debtor under any financial instruments entered into.

(c) The aggregate net fair values and carrying amounts of financial assets and financial liabilities are disclosed in the notes to and forming part of the Annual Budget.

SHIRE OF YORK
NOTES TO AND FORMING PART OF THE ANNUAL BUDGET
FOR THE YEAR ENDING 30TH JUNE 2017

25 POSITION AT COMMENCEMENT OF FINANCIAL YEAR

Determination of opening funds:

Adopted Budget 2015/16		Estimated Actual 2015/16	Adopted Budget 2016/17
\$		\$	\$
	Current Assets		
3,800	Cash On Hand	3,800	3,800
2,051,092	Cash at Bank	3,004,903	2,461,073
46,406	Stock On Hand	75,572	70,347
375,821	Receivables	781,476	48,110
2,477,119		3,865,752	2,583,330
	LESS CURRENT LIABILITIES		
628,156	Sundry Creditors	384,509	563,410
636,462	Provision for Annual, Long Service Leave and Sick Leave	615,136	622,191
203,463	Interest Bearing Loans and Borrowings	149,876	208,700
1,468,081		1,149,520	1,394,301
1,723,450	Less Reserves	1,967,139	1,920,568
-	Less Non-Current Deferred Pensioner Rates		
-	Less Non-Current Self Supporting Loan		
510,949	Plus Cash Backed Reserves	522,840	522,840
203,463	Plus Interest Bearing Loans and Borrowings	149,876	208,700
	Rounding		-
0	SURPLUS OF CURRENT ASSETS OVER CURRENT LIABILITIES	1,421,808	0

SHIRE OF YORK
NOTES TO AND FORMING PART OF THE ANNUAL BUDGET
FOR THE YEAR ENDING 30TH JUNE 2017

26 ACQUISITION OF ASSETS

The following assets are budgeted to be acquired during the year:

	Adopted Budget 2015/16 <hr style="border: 0.5px solid black;"/> \$
<u>By Program</u>	
Governance	
Furniture and Equipment	21,327
Plant and Equipment	132,000
Law, Order, Public Safety	
Plant and Equipment	150,000
Land and Buildings	64,690
Education and Welfare	
Land and Buildings	43,614
Recreation and Culture	
Furniture and Equipment	117,787
Land and Buildings	113,000
Infrastructure Assets - Recreation Facilities	863,000
Transport	
Plant and Equipment	291,400
Infrastructure Assets - Roads	2,383,596
Economic Services	
Plant and Equipment	181,000
Infrastructure Assets - Other	110,261
Other Property and Services	
Land and Buildings	6,000
Plant and Equipment	111,000
	4,588,675
<u>By Class</u>	
Land Held for Resale	-
Land and Buildings	227,304
Infrastructure Assets - Roads	2,383,596
Infrastructure Assets - Recreation Facilities	863,000
Infrastructure Assets - Other	110,261
Plant and Equipment	865,400
Furniture and Equipment	139,114
	4,588,675



Shire of York

Adopted
Fees and Charges
2016/2017



Shire of York Adopted Fees and Charges 2016/17

ITEM	Condition	2015/16	2016/17	Variation
RATES / WASTE MANAGEMENT				
Rubbish Service Charges - All eligible properties				
Charge per bin service		200.00	200.00	0%
Charge per 1.5m ³ bin service		1,500.00	1,560.00	4%
Additional pickup of a 1.5m ³ litre bin		31.00	33.00	6%
Charge per 3.0 m ³ bin service		2,500.00	2,600.00	4%
Charge per 4.5 m ³ bin service		4,000.00	4,160.00	4%
Purchase additional bin/s through Contractors - all new service requests/replacements within the townsite will receive a 140ltr bin.		at cost	at cost	
WASTE MANAGEMENT LEVY				
Levy being to provide for the proper performance of services as mentioned in S66 of the Waste Avoidance and Resource Recovery Act (2007).				
General rate - cents per dollar of gross rental value		\$ 0.00035600	\$ 0.00041580	
General rate - cents per dollar of unimproved value		\$ 0.00001884	\$ 0.00001770	
Per assessment/residence - minimum payment		89.00	89.00	0%
Property / Settlement Enquiries				
Rate / accounts /enquiry		90.00	90.00	0%
Rates / zoning / orders /requisitions		150.00	150.00	0%
Rates Enquiries - other				
Reprint rate notices		17.50	18.20	4%
Payment Due Dates				
Target date of issue of rates notice -			Tuesday, 9 August 2016	
Payment due dates would therefore be -				
- for payment in full -			Tuesday, 13 September 2016	
- for payment of first instalment -			Tuesday, 13 September 2016	
- for payment of second instalment -			Tuesday, 15 November 2016	
- for payment of third instalment -			Tuesday, 17 January 2017	
- for payment of fourth instalment -			Tuesday, 21 March 2017	
Research Charge	per hour	75.00	78.00	4%
Copy Rate Book	printed	100.00	104.00	4%
Copy Rate Book	disk	107.00	112.00	5%
ADMINISTRATION CHARGES				
Administration charges - other				
Council Minutes	per set	17.50	18.20	4%
Council Agendas	per set	17.50	18.20	4%
Council Minutes - extracts, per double sided page		0.80	0.80	0%
- Members of Parliament & media representatives		no charge	no charge	
- Email Copies		no charge	no charge	



Shire of York Adopted Fees and Charges 2016/17

ITEM		Condition	2015/16	2016/17	Variation
	Council Local Laws - per double sided page		0.80	0.80	0%
	Electoral Roll		30.50	32.00	5%
	Photocopying				
	- per single sided A4 page b/w		0.80	0.80	0%
	- per single sided A4 page colour		1.50	1.60	7%
	- per single sided A3 page b/w		1.50	1.60	7%
	- per single sided A3 page colour		2.00	2.10	5%
	Issue of Final Demand Notice for Outstanding payments		29.00	31.00	7%
	Dishonoured Cheque Fee		64.00	64.00	0%
	Hire of minor equipment subject to availability eg. whiteboard, projector etc per item per day		23.50	25.00	6%
Freedom of Information					
Other fees may apply – refer FOI co-ordinator					
	Personal information about the applicant		no fee	no fee	
	Application fee (non personal information)		30.00	30.00	0%
	Charge for time dealing with the application	per hour/pro rata	Set by Regs	30.00	
	Access time supervised by staff	per hour/pro rata	Set by Regs	30.00	
	Photocopying staff time	per hour/pro rata	Set by Regs	30.00	
	Per photocopy		Set by Regs	0.20	
	Transcribing from tape, film or computer	per hour/pro rata	Set by Regs	30.00	
	Duplicating a tape, film or computer information		Actual Cost	Actual Cost	
	Delivery, packaging and postage		Actual Cost	Actual Cost	
Library					
	Students only - Photocopy library references not for loan		0.50	0.50	0%
	Students only - Photocopy other library study materials		0.50	0.50	0%
	Administration fee - per invoice for overdue items		18.50	19.20	4%
	Lost or damaged library items	replacement cost + 20%			
	Library Membership Bond		50.00	50.00	0%
UNCLASSIFIED					
Standpipe water					
	Usage - per 1000 litres (per kilolitre) - charged quarterly	per kilolitre	5.10	5.10	0%
	Administration fee - per invoice	per invoice	18.50	19.20	4%
York Community Bus					
	Bond - Recognised Community Groups		50.00	50.00	0%
	Bond - Private		200.00	200.00	0%
	Hire	per km	1.80	1.90	6%
	Hire - minimum fee non local		70.00	73.00	4%
	Cancellation Fee (24 hours notice required)		31.50	33.00	5%
	Cleaning surcharge fee if bus returned unclean.		63.00	66.00	5%



Shire of York Adopted Fees and Charges 2016/17

ITEM	Condition	2015/16	2016/17	Variation
RANGER SERVICES				
Fire Control - Fines / Penalties				
Firebreaks - cost recovery		at cost	at cost	
Recovery/Administration Fee per infringement		15.00	15.60	4%
Fines Enforcement Register		set by regs	set by regs	
Rural Street Numbering				
Rural Street Address Numbering - initial supply & replacement		96.60	100.00	4%
Impounded Vehicles				
Impound Fee		110.00	125.00	14%
Per Day Impounded		17.00	18.00	6%
Towage		at cost	at cost	
Animal trap				
Large Trap	bond	105.00	110.00	5%
Small Trap	bond	85.00	89.00	5%
Trap hire	per day	1.20	1.25	4%
Replace or damage fees at cost plus 20% administration fee	at cost		at cost	
Dog control fees				
Registration Fees	as per regs			
Seizure and impounding of dog		115.50	125.00	8%
Sustenance and maintenance of a dog in pound	per day or part thereof	24.50	20.00	-18%
Return impounded dog inside normal hours (from Depot)		no charge	no charge	
Call Out - Return of impounded dog outside normal hours		208.50	217.00	4%
**Please note: Dogs will not be released unless registered and microchipped*				
Destruction of a dog - Ranger (not applicable to the York Shire)		at cost	at cost	
Destruction of a dog - Euthanasia by Vet		at cost	at cost	
Destruction of a dog - Vet Euthanasia and Disposal		at cost	at cost	
Fines Enforcement Register		as per regs	as per regs	
Application for Initial Licence for Dog Kennel		142.00	148.00	4%
Annual Renewal of Licence		115.50	121.00	5%
Cat Control fees				
Registration Fees	as per regs			
Seizure and impounding of cat		115.50	125.00	8%
Sustenance and maintenance of a cat in pound	per day or part thereof	24.50	20.00	-18%
Return impounded cat inside normal hours (from Depot)		no charge	no charge	
Call Out - Return of impounded cat outside normal hours		208.50	217.00	4%
***Please note: Cats will not be released unless licenced, microchipped and sterilised unless approvals in place*				
Microchipping and sterilisation - Vet		at cost	at cost	
Destruction of a cat - Ranger (not applicable to the York Shire)		at cost	at cost	



Shire of York Adopted Fees and Charges 2016/17

ITEM		Condition	2015/16	2016/17	Variation
	Destruction of a cat - Euthanasia by Vet		at cost	at cost	
	Destruction of a cat - Vet Euthanasia and Disposal		at cost	at cost	
	Application for Initial Licence for Cattery		142.00	148.00	4%
	Annual Renewal of Licence		115.50	121.00	5%
Impounding fees - per day or part thereof					
	Horses, Cattle, Mules etc weekday	per head per day	115.50	125.00	8%
	Goats, Pigs & Sheep weekday	per head per day	115.50	125.00	8%
	Weekend/public holidays - additional loading on above rates		at cost	at cost	
	Sustenance and maintenance of the following -				
	Horses, Cattle, Mules etc	per head per day	31.50	33.00	5%
	Goats, Sheep, Pigs	per head per day	26.50	28.00	6%
HEALTH					
Trading in public places					
	Application fee (applicable to all applications - except NfPO)		42.00	44.00	5%
	Licence - 1 day		10.50	11.00	5%
	Licence - 1 week		58.00	60.00	3%
	Licence - 1 month		115.50	121.00	5%
	Licence - 12 months (fee applies to renewal)		1,155.00	1,202.00	4%
	Not for Profit Organisations (NfPO) (still require a permit)		free	free	
	Note: Food Registration / Notification Fee Also Applies				
Stallholders Permits					
	Application fee (applicable to all applications - except NfPO)		21.00	22.00	5%
	Single Day Permit		21.00	22.00	5%
	Weekly Permit		63.00	66.00	5%
	Monthly Permit		121.00	126.00	4%
	Annual Permit		1,155.00	1,202.00	4%
	Not for Profit Organisations (NfPO) (still require a permit)		free	free	
Events					
	Events Application	Form to be completed	142.00	148.00	4%
	Event Stallholder	one single fee for one event with	157.50	164.00	4%
	Event Stallholder - food businesses	one single fee for one event with	105.00	110.00	5%
	Event Stallholder - amusements rides	one single fee for one event with	105.00	110.00	5%
Alfresco					
	Application Fee		27.50	29.00	5%
	Eating in public places licence renewal	Annually	27.50	29.00	
	- includes two (2) tables and eight (8) chairs.				
	- Extra table and four (4) chairs subject to approval		free	free	



Shire of York Adopted Fees and Charges 2016/17

ITEM		Condition	2015/16	2016/17	Variation
Waste Disposal set by the Health (Treatment of Sewage and Disposal of Effluent and Liquid Waste) Regulations 1974					
	York Residents Liquid Waste disposal fee - septic ponds	per litre	0.07	0.07	0%
	Regional Liquid Waste disposal fee	per litre	0.10	0.10	0%
Bees (Local Laws)					
	Permit Fee		55.50	58.00	5%
	Site inspection fee		42.50	45.00	6%
	Removal of bees plus cost of Service Contractor		93.50	98.00	5%
Other Health Licences and Fees					
	Lodging House Licence renewal	Annually	210.00	219.00	4%
	Caravan Parks and Camping Grounds		as per regs	as per regs	
	Copy of any type of Analysis Certificate Section 246ZJ Act		as per regs	as per regs	
	Bacteriological analysis		85.50	89.00	4%
	Chemical analysis for determination of Potable water	as per contractors fees min charge per hour	at cost	at cost	
	All other samples at cost charged to Council + labour		85.50	89.00	4%
Gaming / Liquor fees					
	Liquor Act Certification - Environmental Health		70.50	74.00	5%
	Gaming Act Certification- Public Building Health approval		70.50	74.00	5%
	Reissue, replacement or issue amended Certificates of Licence, registration or other approval documents		42.50	45.00	6%
Properties and premises activity					
	Application for Day and Child Care inspection and report		70.50	74.00	5%
	Application for Hairdressing Premises including Mobile		70.50	74.00	5%
Public Buildings					
	Public Buildings - Low Risk Premises Application Fee		220.50	230.00	4%
	Public Buildings - Circus/Outdoor Entertainment Application Fee		604.00	629.00	4%
	Public Building - Application Fee		873.50	909.00	4%
	Food Vehicles all classes Inspection fee		100.00	104.00	4%
	Food Business - Annual Surveillance and Monitoring Fee		170.50	178.00	4%
	Food Act 2008 Charges set by the Food Regulations 2009				
	Environmental Health Officer	per hour	85.50	89.00	4%
BUILDING Building Applications - set by Building Regulations 2012					
Private Swimming Pool inspection Inspections performed 1 in 4 years					
	Pool Inspection Fee	per annum	55.00	30.00	-45%
	Follow-up inspection/s if required		at cost	at cost	
Hoarding Licence					
	\$96 plus \$1 per month or part of month per sqm of street		92.00	96.00	4%
Other Building Control Fees & Charges					



Shire of York Adopted Fees and Charges 2016/17

ITEM		Condition	2015/16	2016/17	Variation
	Bond - Footpath and kerbing damage		500.00	500.00	0%
	Bond - Demolition		500.00	500.00	0%
	Document/Plan search fee		61.00	64.00	5%
	Photocopying of Building Plans - Commercial		121.50	127.00	5%
	Photocopying of Building Plans - Domestic		61.00	64.00	5%
	Application for approval of battery powered smoke alarms			174.40	
	Electric Fence Licence Abutting Residential - Application		55.50	58.00	5%
	Electric Fence Licence Abutting Residential - Annual Fee		27.50	29.00	5%
	Executive Manager	per hour	110.00	115.00	5%
	Building Surveyor	per hour	85.50	89.00	4%
	Administration Officer	per hour	52.50	55.00	5%
Transfer Station					
	Dumping of clay/soil	per tonne	152.00	159.00	5%
TOWN PLANNING					
Town Planning Scheme Amendments and associated hourly rates and expenses.					
Planning Services & Professional Advice					
	Consultant/s	inclusive of Heritage Advice	at cost	at cost	
	Executive Manager	per hour	110.00	115.00	5%
	Senior Planner	per hour	85.50	89.00	4%
	Planning Officer	per hour	52.50	55.00	5%
	Administration Officer	per hour	52.50	55.00	5%
Planning Applications					
	Development Application				
	- Not Commenced Determining a development application (other than for an extractive industry) where the development has not commenced or been carried out and the estimated cost of the development is -				
	(a) not more than \$50 000	as per regs		147.00	
	(b) more than \$50 000 but not more than \$500 000	as per regs		0.32% of the estimated cost of development	
	(c) more than \$500 000 but not more than \$2.5 million	as per regs		\$1 700 + 0.257% for every \$1 in excess of \$500,000	
	(d) more than \$2.5 million but not more than \$5 million	as per regs		\$7 161 + 0.206% for every \$1 in excess of \$2.5 million	



Shire of York Adopted Fees and Charges 2016/17

ITEM		Condition	2015/16	2016/17	Variation
	(e) more than \$5 million but not more than \$21.5 million	as per regs		\$12 633 + 0.123% for every \$1 in excess of \$5 million	
	(f) more than \$21.5 million	as per regs		34,196.00	
	- Commenced Determining a development application (other than for an extractive industry) where the development has commenced or been carried out	as per regs		The relevant fee above plus, by way of penalty, twice that fee	
	- Planning Approval Amendments (Minor)	as per regs	81.00	85.00	5%
Application for Change of Use or for an alteration, extension or change of non-conforming use					
	- Not Commenced Determining an application for a change of use or for an alteration or extension or change of a non-conforming use to which item 1 does not apply, where the change or the alteration, extension or change has not commenced or been carried out	as per regs		295.00	
	- Commenced Determining an application for a change of use or for an alteration or extension or change of a non-conforming use to which item 2 does not apply, where the change or the alteration, extension or change has commenced or been carried out	as per regs		The fee above plus, by way of penalty, twice that fee	
Wheatbelt Development Assessment Panels					
	Development Assessment Panels - Dependant on value of development and additional to planning fees.				
	Advertising in local paper and mail out (Development Applications)		170.00	177.00	4%
	All other advertising at cost		at cost	at cost	
Extractive Industries - Development Applications					
	- Not Commenced Determining a development application for an extractive industry where the development has not commenced or been carried out	as per regs		739.00	
	- Commenced Determining a development application for an extractive industry where the development has commenced or been carried out	as per regs		The fee above plus, by way of penalty, twice that fee	
Extractive Industry Licence					
	Initial Application		as per local laws		
	Renewal Application		as per local laws		
	Less than 5ha	per year	as per local laws		
	More than 5ha	per year	as per local laws		
	This refers to the area under the extractive industry licence and not the planning consent which may cover a greater area				
	Bond (sand)	per hectare	as per local laws		
	Bond (stone or gravel)	per hectare	as per local laws		



Shire of York Adopted Fees and Charges 2016/17

ITEM		Condition	2015/16	2016/17	Variation
	Road Contributions		as per local laws		
Subdivision Clearance					
	Not more than 5 lots			73.00	
	More than 5 lots but not more than 195 lots			\$73 per lot for the first 5 lots and then \$35 per lot	
	More than 195 lots			7,393.00	
	Standard Crossover Bond for Subdivision Clearance		at cost (by Works Manager)		
Home Occupation and Home Business - Development Application					
	- Not Commenced Determining an initial application for approval of a home occupation where the home occupation has not commenced			222.00	
	- Commenced Determining an initial application for approval of a home occupation where the home occupation has commenced			The fee above plus, by way of penalty, twice that fee	
Application for Renewal of Home Occupation or Business					
	- Not Expired Determining an application for the renewal of an approval of a home occupation where the application is made before the approval expires			73.00	
	- Expired Determining an application for the renewal of an approval of home occupation where the application is made after the approval has expired			The fee above plus, by way of penalty, twice that fee	
Carparking					
	Cash in Lieu per bay in accordance with planning approval		5,696.00	5,696.00	0%
Engineering					
	Engineering Fees for Subdivision (1.5% or 3% of construction cost dependent on level of engineering detail required)			1.5% or 3% of construction cost	
	Engineer - Development Supervision	per hour	at cost		
Other Town Planning Fees and Charges					
	Printed copy of Scheme Text		45.00	47.00	4%
	Printed copy of Local Planning Strategy		45.00	47.00	4%
	All direct costs such as advertising, map preparation etc		at cost	at cost	
	Bond for remedial works under TPS 2 - Including Secondhand Relocated Buildings as per Council Resolution (July 2011)	as per policy	30,000.00	30,000.00	
	Providing a Zoning Certificate	set by regs		73.00	
	Replying to a property settlement questionnaire - additional information to request with rates	set by regs		73.00	
	Property documents and plan search per hour (Photocopying charge not included)		52.50	55.00	5%



Shire of York Adopted Fees and Charges 2016/17

ITEM		Condition	2015/16	2016/17	Variation
CEMETERY					
Burials					
	Grant of Right of Burial (25yrs)		252.00	252.00	0%
	Transfer of Grant of Right of Burial		68.50	70.00	2%
	Copy of Grant of Right of Burial		16.00	17.00	6%
York Cemetery					
	Plot Fee - Standard size		1,350.00	1,404.00	4%
	Plot Fee - oversize		1,450.00	1,508.00	4%
	Extra width - oversize caskets (each additional 300mm)		84.00	88.00	5%
	Re-opening grave (second interment)		1,350.00	1,404.00	4%
	Re-opening grave (second interment) (oversize)		1,450.00	1,508.00	4%
	Exhumation fee		1,559.50	1,622.00	4%
	Fees for weekend/public holiday labour charge - minimum charge	2 staff 3 hours		600.00	
	Additional fees for weekend/public holiday labour charge above minimum	per staff per hour	96.00	100.00	4%
	Grave number plate		40.00	42.00	5%
	Funeral Director's Annual Licence	annual	-	200.00	
	Single Funeral Permit	per burial	165.90	173.00	4%
	Burial without due notice	24 hours	160.00	167.00	4%
	Permission to erect or alter headstone, monument, kerbing, plaque		165.00	172.00	4%
	Monumental Mason Licence	annual			
Greenhills / Gilgering Cemetery - Additional Fees					
	Staff Travel (Greenhills)	per visit	194.50	203.00	4%
	Staff Travel (Gilgering)	per visit	140.00	146.00	4%
Ashes					
	Niche Reservation Fee (25yrs) single		268.00	279.00	4%
	Niche Reservation Fee (25yrs) double		320.50	334.00	4%
	Transfer of Niche Reservation		-	70.00	
	Copy of Niche Reservation		-	17.00	
	Plaque - at cost - Shire of York Supplier		at cost	at cost	
	Vase - at cost - Shire of York Supplier		at cost	at cost	
	Interment Fee - Single compartment		331.00	345.00	4%
	Interment Fee - Double compartment - 1st		357.00	372.00	4%
	Interment Fee - Double compartment - 2nd		357.00	345.00	-3%
	Plaque fitting		94.50	99.00	5%
	Family in Attendance	Mon-Fri	142.00	148.00	4%
	Family in Attendance	Sat - am only	315.00	328.00	4%
	Additional fees labour charge		110.00	115.00	5%
	Ashes removal (exhumation)		320.50	334.00	4%



Shire of York Adopted Fees and Charges 2016/17

ITEM		Condition	2015/16	2016/17	Variation
	Ashes placement in family grave		355.00	370.00	4%
Miscellaneous					
	Search records / family tree enquiries	per hour	79.00	83.00	5%
	Memorial plaque		at cost	at cost	
COUNCIL PROPERTY (Facilities)					
Bonds - for all Council Facilities					
	Forrest Oval		1,050.00	1,000.00	-5%
	Circus		400.00	400.00	0%
	Hirers general eg. meetings		105.00	100.00	-5%
	Hirers from outside York Shire		200.00	200.00	0%
	Hirers for birthdays, weddings and parties		500.00	500.00	0%
	Convention Centre		500.00	500.00	0%
	Key bond		20.00	20.00	0%
Damage and breakages					
	Replacement or repair of any item		at cost	at cost	
	Additional loading to cover admin cost of arranging replacement or repair		20%	20%	
Residency Museum					
	Admission - Adults		4.20	5.00	19%
	Admission - Seniors/Concession Card Holders		3.20	4.00	25%
	Admission - Children under 16 years		2.20	3.00	36%
	Admission - Students (in student group/schools)	Helpers/Teachers Free	2.20	3.00	36%
	Guided Tours -				
	Adults			5.00	
	Children			3.00	
	Senior			4.00	
	Research service - per half hour or part thereof		38.00	38.50	1%
	Residents Pass - Annual Free Admission entitlement		no charge	no charge	
	Groups of 10 or more during normal hours	10% discount			
	Adults and senior group bookings outside normal opening hours	10% surcharge			
	Reproduction of photos in accordance with the State Library WA (as amended from time to time)				
	Shire of York residents - FREE entry		no charge	no charge	
Youth Centre					
	Rental charge - commercial	hourly	18.50	20.00	8%
	Rental charge - commercial	per day	89.50	94.00	5%
	Rental charge - community group	hourly	10.50	11.00	5%
	Rental charge - community group	per day	52.50	55.00	5%
Scout Hall					
	Rental charge - commercial	hourly		20.00	



Shire of York Adopted Fees and Charges 2016/17

ITEM		Condition	2015/16	2016/17	Variation
	Rental charge - commercial	per day		94.00	
	Rental charge - community group	hourly		11.00	
	Rental charge - community group	per day		55.00	
TOWN HALL HIRE					
Main Hall, Lesser Hall and Kitchen - including Casual Hirer's Liability insurance where applicable					
Hire includes crockery, cutlery, furniture (including trestles) and equipment (including urn). Seating					
	Hall hire	6am to 1am	840.00	874.00	4%
	Hall hire	12 hour period ie. 8am - 8pm	588.00	612.00	4%
	Community Group one off	½ day	84.00	88.00	5%
	Community Group one off	day	164.00	171.00	4%
Lesser Hall and Kitchen - including Casual Hirer's Liability insurance					
Hire includes crockery, cutlery, furniture (including trestles) and equipment (including urn). FLOOR AREA - 12m x 8m seats approx. 80					
	Minimum charge	per day or part thereof	304.50	317.00	4%
	Community Group one off	½ day	52.50	55.00	5%
	Community Group one off	day	94.50	99.00	5%
	Minimum charge - No Kitchen	per day or part thereof	247.00	257.00	4%
Community Organisations					
Local groups as approved by the Council. Fees considered depending on needs and size of group to ensure costs are covered.					
	Approved groups - "one off" use daily		156.00	163.00	4%
	Approved groups - annual hire fee up to 12 bookings	per financial year up to 3 hrs	420.00	437.00	4%
	Additional bookings in excess of 12 bookings in the financial year	per booking up to 3 hrs	21.00	22.00	5%
Kitchen only - including Casual Hirer's Liability insurance where applicable.					
Hire includes crockery, cutlery, furniture (including trestles) and equipment (including urn).					
	Minimum charge	per day or part thereof	79.00	83.00	5%
	Commercial Users	per booking	147.00	153.00	4%
Council Chambers					
	Hire - Purpose of Community Meetings - subject to availability eg. Fire Brigades		no charge	no charge	
	Hire (both rooms) - Purpose of Meetings - subject to availability	per day or part thereof including set up,	94.50	99.00	5%
Other Hall Fees and Charges					
	Setting up/rehearsals, decorating, clean up etc (prior to day of function and day after, if there are not other bookings)	per day	73.50	77.00	5%
	Permission for liquor to be served		36.00	38.00	6%
	Pick-up and return by hirer - per chair (orange chairs only)		2.20	2.50	14%
Damage and breakages					



Shire of York Adopted Fees and Charges 2016/17

ITEM		Condition	2015/16	2016/17	Variation
	Replacement or repair of any item		at cost	at cost	
	Additional loading		20%	20%	
	To cover admin cost of arranging replacement or repair		at cost	at cost	
SWIMMING POOL					
Admission					
	Adult		4.50	4.50	0%
	Children 5 - 17 years of age		3.50	3.50	0%
	Seniors & Aged Pension Card Holders		2.50	2.50	0%
	Spectators/Carers (attendant care support)		2.00	2.00	0%
	Full Season Family Pass - 2 adults and 2 children or 1 adult and 3 children. Additional family members may be obtained		300.00	300.00	0%
	Full Season Pass - Additional Family Members		50.00	50.00	0%
	Half Season Single Pass	December or 1 January to Closing Day	60.00	60.00	0%
	Half Season Child Pass	December or 1 January to Closing Day	50.00	50.00	0%
	Half Season Family Pass	December or 1 January to Closing Day	150.00	150.00	0%
	Half Season Pass - Additional Family Members	December or 1 January to Closing Day	30.00	30.00	0%
	10 Day Pass - Child (Vac Swim)		30.00	30.00	0%
	Season Passes - Seniors/Aged Pension Card holders 50% of the above fees				
	Free entrance is provided to children up to 5 years of age		no charge	no charge	
Other Swimming Pool Charges					
	Private Lessons/Classes	per lesson or hire lane per hour	10.00	10.00	0%
	Water Aerobics/Exercise	per hour	20.00	20.00	0%
	Annual fee by agreement - York Schools in-term swimming classes & carnivals		3,000.00	3,000.00	0%
	Pool Hire including operator for Private Hire (carnivals, gatherings)	per hour plus entry fees	135.00	135.00	0%
	Swimming Club - Annual Fee - Junior in accordance with other sporting groups		600.00	600.00	0%
INDOOR STADIUM, PAVILION AND HOCKEY SHEDS					
	Indoor Stadium	per day	300.00	312.00	4%
	Pavilion	per day	120.00	125.00	4%
	Hockey Sheds	per day	120.00	125.00	4%
Indoor Stadium					
	Community Sporting Groups:-				
	Adults	per hour	19.50	20.50	5%



Shire of York Adopted Fees and Charges 2016/17

ITEM		Condition	2015/16	2016/17	Variation
	Adults	per day	140.00	146.00	4%
	Mixed - Adults and Juniors	per hour	13.00	14.00	8%
	Mixed - Adults and Juniors	per day	90.00	94.00	4%
	Juniors	per hour	9.00	9.50	6%
	Juniors	per day	70.00	73.00	4%
	Group Fitness - Adults/Mixed	per hour	25.00	26.00	4%
	Group Fitness - Juniors	per hour	20.00	21.00	5%
	Karate - Go Kan Ryu	per hour	18.00	19.00	6%
	Community Groups	annually			
	Community Groups	per quarter of year in defined blocks			
	Commercial Hire - Group Fitness etc per year	annually			
	Commercial Hire - per quarter of year in defined blocks	per quarter of year in defined blocks			
	Quarter is defined as Jul - Sept, Oct - Dec, Jan - Mar, Apr - Jun				
Oval					
	General usage	per hour pro rata by negotiation			
	General usage	per day	610.00	635.00	4%
	Helicopter landings	subject to approval by CEO	no charge	no charge	
RECREATION (York Recreation and Convention Centre) Hire includes furniture Functions are by negotiation - Seating 120 Standing 200					
	Minimum charge		135.00	141.00	4%
	Maximum charge		1,100.00	1,144.00	4%
	Home or Visitor Change Rooms	per day	80.00	84.00	5%
Kitchen Commercial Lease subject to contract arrangements.					
	Kitchen Hire - Commercial subject to MOU or contract.				
	Meals - YRCC - Kids - Adults	subject to menu			
	Beverages - YRCC	subject to menu			
	Canteen - YRCC	subject to menu			
Tennis Courts					
	Adult use per person - scheduled YRCC Tennis Sport Club Members	per use	4.50	4.50	0%
	Juniors up to and including Yr 10 - scheduled YRCC Tennis Sport Club Member	per use	2.20	2.20	0%
	Juniors and Seniors - YRCC Tennis Sport Club Members (Leisure and Penants - Subject to Availability for Leisure Activity)		no charge	no charge	
	Seniors - YRCC Tennis Sport Club Members per game LEISURE (outside of schedule subject to availability). Charges apply to non-member participants playing with members)	per use	4.50	4.50	0%



Shire of York Adopted Fees and Charges 2016/17

ITEM		Condition	2015/16	2016/17	Variation
	Juniors - YRCC Tennis Sport Club Members per game LEISURE (outside of schedule subject to availability). (Charges apply to non-member participants playing with members)	per use	2.20	2.20	0%
	Hire of a tennis court - singular for Function/Event and non-members	per hour/ by negotiation	18.00	18.00	0%
Bowling Green					
	Adult use per person - scheduled YRCC Bowls Sport Club Members	per use	4.50	4.50	0%
	Juniors up to and including Yr 10 - scheduled YRCC Bowls Sport Club Member	per use	2.20	2.20	0%
	Juniors and Seniors - YRCC Bowls Sport Club Members (Leisure - subject to availability)		no charge	no charge	
	Seniors - YRCC Bowls Sport Club Members per game LEISURE (outside of schedule subject to availability). (Charges apply to non-member participants playing with members)	per use	4.20	4.20	0%
	Juniors - YRCC Bowls Sport Club Members per game LEISURE (outside of schedule subject to availability). (Charges apply to non-member participants playing with members)	per use	2.20	2.20	0%
	Hire of bowls rinks for Function/Event and non-members	by negotiation			
YRCC Gym					
Gym membership does not entitle the user to access any other facilities within the Forrest Oval Precinct.					
	Membership Fee - Individual	annual	490.00	510.00	4%
	Membership Fee - Aged Pension/Permanent Disability Card Holders - p/p (50% discount)	annual	245.00	255.00	4%
	Membership Fee - Seniors - p/p (25% discount)	annual	367.50	383.00	4%
	Membership Fee - Juniors p/p (13 to 17) (50% discount)	annual	245.00	255.00	4%
	Membership Fee - Individual	6 months	295.00	307.00	4%
	Membership Fee - Aged Pension Card Holders - p/p (50% discount)	6 months	147.00	153.00	4%
	Membership Fee - Seniors - p/p (25% discount)	6 months	221.00	230.00	4%
	Membership Fee - Juniors p/p (13 to 17) (50% discount)	6 months	147.50	154.00	4%
	Membership Fee - Individual	3 months	174.00	181.00	4%
	Membership Fee - Aged Pension Card Holders - p/p (50% discount)	3 months	87.00	91.00	5%
	Membership Fee - Seniors - p/p (25% discount)	3 months	130.50	136.00	4%
	Membership Fee - Juniors p/p (13 to 17) (50% discount)	3 months	87.00	91.00	5%
	Carers (Attendant Care Support only) - no use of equipment		no charge	no charge	
Committee Room					
	Hire - Purpose of Community Meetings		25.00	26.00	4%
	Committee Room per day		80.00	84.00	5%
	No charge for sporting groups who have paid an annual fee.				
Pavilion					
	Pavilion Hire	per day	120.00	125.00	4%
	Pavilion Hire	half day (4 hrs or less)	80.00	84.00	5%
	(a potential additional cleaning fee may be charged at the Management discretion)				
Lights					
	All groups utilising two lights	per hour	11.50	12.00	4%




Shire of York Adopted Fees and Charges 2016/17

ITEM		Condition	2015/16	2016/17	Variation
	All groups utilising all lights	per hour	23.00	24.00	4%
Grounds					
	Circus - training area south of Barker Street only - Subject to Council's prior approval	per day	147.00	153.00	4%
	Caravans and camping - unpowered		8.50	9.00	6%
	Caravans and camping - powered		17.00	18.00	6%
	Group bookings subject to negotiation				
Annual Fees - Various Facilities					
	Junior sporting groups - all facilities ie courts, ovals, hockey etc each		609.00	634.00	4%
	Senior (or Junior combined) sporting groups - courts / stadium		651.00	678.00	4%
	Sporting groups - ie Football Club, Hockey Club, Bowling Club, Tennis Club		1,260.00	1,311.00	4%
	Annual fee by agreement - York School	As per Lease Agreement			
Events/Functions Subject to completion of the Event and Function Booking Application Form					
	Cancellation Fees	(Charge on Final Quote)			
	1 month prior to the event		No charge	No charge	
	2 - 4 weeks prior to the event		50%	50%	
	Less than 2 weeks		75%	75%	
	Less than 1 week		No Refund	No Refund	
OTHER RECREATION FEES AND CHARGES					
	Bond - Avon Park		500.00	500.00	0%
	Bond - Peace Park		500.00	500.00	0%
	Commercial Hire for use of park		535.50	557.00	4%
	Private Hire - Weddings etc		110.00	115.00	5%
	No Charge to Council Approved Community Groups				
Electricity					
	Electricity etc for functions and events		38.00	40.00	5%
Liquor permit Refer to conditions of hire. Note that Police approval may also be required. The York Police Station are advised of every liquor permit issued by the Shire.					
	Permission for liquor to be served		36.00	38.00	6%
	Replacement or repair of any item	at cost		at cost	
	Additional loading	20%		20%	
	To cover admin cost of arranging replacement or repair	at cost		at cost	
PRIVATE WORKS - charge out rates (None of this equipment is available for private hire) Deposits of 50% to be paid prior to commencement of works Hire time commences from mobilisation of plant item Weekends & Public Holidays add \$40.00 per hour to all rates.					
	Graders	per hour	164.00	171.00	4%
	Loaders	per hour	152.00	159.00	5%
	Trucks - 13 tonne / fire truck	per hour	133.50	139.00	4%



Shire of York Adopted Fees and Charges 2016/17


ITEM		Condition	2015/16	2016/17	Variation
	Trucks - 8 tonne	per hour	122.00	127.00	4%
	Trucks - 5 tonne	per hour	113.00	118.00	4%
	Labour involved in excess of machine hours		92.00	96.00	4%
Telstra and Water Corporation - reinstatement work					
	Bitumen - per street/road crossing		367.50	383.00	4%
	Gravel - per street/road crossing		247.00	257.00	4%
	Or as negotiated for each individual project.				
Signs					
	Application for signs		36.00	38.00	6%
	Directional signs purchase		220.50	230.00	4%
	Installation of signs		178.50	186.00	4%
Banner Poles - Avon Tce, Henrietta St and Panmure Rd					
	Private promotions or advertising	per month (maximum 4 weeks)	22.00	23.00	5%
	Private promotions or advertising	Installation and removal fee per banner	180.00	188.00	4%
	Advertising Community Groups	per month (maximum 6 weeks)	no charge	no charge	
Information Bay - Signs					
	Application for signs		31.50	33.00	5%
	Owner to supply sign and be responsible for maintenance		-	-	
	Installation of signs or taking down for repairs etc.		169.50	177.00	4%



Shire of York

Adopted Budget 2016/17


Descriptions		Estimated	Adopted Budget		Adopted Budget	
		Actuals 2015-16	2015-16	2016-17		
			Income	Expenditure	Income	Expenditure
Proceeds Sale of Assets						
042232	Proceeds Sale Of Assets - Admin Vehicles	(\$102,463)		(\$120,000)	-	(\$105,000)
	CEO's Vehicles	-	(\$80,000)	-	-	(\$80,000)
	EMCCS's Vehicles	-	(\$40,000)	-	-	(\$25,000)
051228	Proceeds Sale Of Assets - Ranger's Vehicle	(\$24,545)		(\$20,000)	-	-
	Ranger Vehicle Changeover x 1 (4 Yr Cycle) Y347	-	(\$20,000)	-	-	-
	Second Ranger Vehicle (4 Yr Cycle)	-	-	-	-	-
077276	Proceeds Sale Of Assets - EHO Vehicle	(\$36,773)		(\$50,000)	-	-
	MHB Vehicle Changeover	-	(\$35,000)	-	-	-
	EHO Vehicle Changeover (I30)	-	(\$15,000)	-	-	-
133297	Proceeds Sale Of Assets - Building Officer Vehicle	-		(\$15,000)	-	(\$5,000)
	Building Officer Vehicle Changeover	-	(\$15,000)	-	-	(\$5,000)
106210	Proceeds Sale Of Assets - Planning Vehicle	-		(\$35,000)	-	-
	Planning Vehicle Changeover	-	(\$35,000)	-	-	-
139297	Proceeds Sale Of Assets -Community Bus	-		-	-	(\$10,000)
	Community Bus	-	-	-	(\$10,000)	-
127297	Proceeds Sale Of Assets - Works Plant	(\$96,545)		(\$50,700)	-	(\$54,900)
	Chainsaws	-	(\$500)	-	-	(\$500)
	Brushcutters	-	(\$200)	-	-	-
	Hino 13T Y345	-	(\$50,000)	-	-	-
	Maintenance truck 5 tonne Y1660	-	-	-	(\$30,000)	-
	Hino 3 Tonne Dual Cab Y397	-	-	-	(\$15,000)	-
	Trailers	-	-	-	(\$200)	-
	Mower John Deere	-	-	-	(\$5,000)	-
	Blowers	-	-	-	(\$200)	-
	Scissor Lift	-	-	-	(\$4,000)	-
	Bobcat/PosiTrak with ramps	-	-	-	-	-
143295	Proceeds Sale Of Assets - Pwo Vehicles	(\$47,298)		(\$50,000)	-	(\$86,000)
	Building Mtce Utility (4 Yr Cycle) Y387	-	-	-	-	-
	Parks and Gardens Utility Y3777	-	-	-	(\$15,000)	-
	Work Supervisor's Vehicle Y96	-	(\$25,000)	-	(\$21,000)	-
	EMIT's Vehicle	-	-	-	(\$25,000)	-
	Works/Manager vehicle Y000	-	(\$25,000)	-	(\$25,000)	-
144297	Proceeds - Sale Of Land	-		(\$600,000)	-	-
	38 Fraser Street Residence	-	(\$320,000)	-	-	-
	2 Dinsdale Street Residence	-	(\$280,000)	-	-	-
	Sub-Total Proceeds on Sale of Assets	(\$307,624)		(\$940,700)	-	(\$260,900)



Shire of York

Adopted Budget 2016/17


Descriptions	Estimated	Adopted Budget		Adopted Budget	
	Actuals	2015-16		2016-17	
	2015-16	Income	Expenditure	Income	Expenditure
Written Down Values of Assets Sold					
042251 Realisation on Sale of Assets - Admin Vehicles	-	-	\$125,250	-	\$114,100
61 - CEO Vehicles	-	\$76,500	-	\$79,900	-
61 - EMCCS Vehicles	-	\$48,750	-	\$34,200	-
051223 Realisation on Sale of Assets	-	-	\$21,500	-	-
61 - Ranger's Utility	-	\$21,500	-	-	-
077280 Realisation on Sale of Assets	-	-	\$64,500	-	-
61- EHO Vehicles	-	\$45,000	-	-	-
Manager EHO Vehicle Changeover x 1	-	\$19,500	-	-	-
106223 Realisation on Sale of Assets	-	-	\$45,000	-	-
61 - Planning Vehicle	-	\$45,000	-	-	-
127197 Realisation on Sale of Assets - Works Plant	-	-	\$56,650	-	\$61,800
61 - John Deere Loader	-	-	-	-	-
61 - Hino 13T Y345	-	\$53,750	-	-	-
61 - Hino 5T Y1660	-	-	-	\$31,500	-
61 - Hino 3T Y397	-	-	-	\$18,000	-
61 - Mower - John Deere	-	-	-	\$10,000	-
61 - Brushcutters	-	\$1,000	-	-	-
61 - Chainsaws	-	\$1,900	-	\$1,900	-
61 - Blowers	-	-	-	\$400	-
133296 Realisation on Sale of Assets	-	-	\$19,500	-	\$5,000
61 - Building Surveyor Y837	-	\$19,500	-	\$5,000	-
139197 Realisation on Sale of Assets - Community Bus	-	-	-	-	-
61 - Community Bus	-	-	-	-	-
143298 Realisation on Sale of Assets	-	-	\$61,200	-	\$111,250
61 - Works' Vehicles Y96	-	\$29,750	-	\$29,750	-
61 - EMIT's Vehicle	-	-	-	\$34,200	-
61 - Works' Vehicles Y000	-	\$31,450	-	\$32,300	-
61 - Parks and Gardens Utility Y3777	-	-	-	\$15,000	-
Sub-Total Written Down Value of Assets Sold	-	-	\$393,600	\$292,150	\$292,150
Total - GAIN/LOSS ON DISPOSAL OF ASSET	(\$307,624)	(\$940,700)	\$393,600	\$31,250	(\$260,900)
ABNORMAL ITEMS					
Sub Total - ABNORMAL ITEMS	-	-	-	-	-
Total - ABNORMAL ITEMS	-	-	-	-	-



Shire of York

Adopted Budget 2016/17


Descriptions	Estimated	Adopted Budget		Adopted Budget			
	Actuals 2015-16	2015-16 Income	2015-16 Expenditure	2016-17 Income	2016-17 Expenditure		
Total - GAIN/LOSS ON DISPOSAL OF ASSET - OPERATING STATEMENT	(\$307,624)		(\$940,700)	\$393,600	\$31,250	(\$260,900)	\$292,150
RATES							
OPERATING EXPENDITURE							
031120 Admin O/Head & Labour Costs	\$83,333	-	-	\$97,549		-	\$139,991
50 - Administration allocation	-	\$97,549	-	-	\$139,991	-	-
031118 Rates - Salaries	\$46,687	-	-	\$52,271		-	\$49,714
50 - Salaries as per Wages Schedule	-	\$52,271	-	-	\$49,714	-	-
031119 Rates - Superannuation	\$8,160	-	-	\$7,579		-	\$7,209
50 - Super as per Wages Schedule	-	\$7,579	-	-	\$7,209	-	-
031121 Long Service Leave	-	-	-	\$305		-	\$305
50 - as per Wages Schedule	-	\$305	-	-	\$305	-	-
031122 Cash Discrepancy	(\$0)	-	-	\$10		-	\$10
57 - Contingency allocation for rounding of rates levies	-	\$10	-	-	\$10	-	-
031124 Doubtful Debts Provision	\$330,900	-	-	\$5,000		-	-
57 - Other Expenditure	-	\$5,000	-	-	-	-	-
031127 Rate Incentive	\$2,125	-	-	\$3,500		-	\$1,000
57 - Rates incentive prize for prompt payment of rates	-	\$3,500	-	-	\$1,000	-	-
031128 Map Purchases	\$714	-	-	\$1,000		-	\$1,000
51 - Allocation for the purchase of property maps	-	\$1,000	-	-	\$1,000	-	-
031129 Valuation Expenses	\$62,045	-	-	\$65,783		-	\$19,500
51 - GRV General Valuation 2015/16 - 3-5yr cycle	-	\$47,000	-	-	-	-	-
51 - UV Roll	-	\$11,740	-	-	\$12,000	-	-
51 - Interim valuations	-	\$7,044	-	-	\$7,500	-	-
031130 Rate Write Offs Non Taxable	\$151,455	-	-	\$155,000		-	\$48,000
57 - Contingency for write-offs associated with long term debtors A2957, A60484	-	\$155,000	-	-	\$48,000	-	-
031131 Other Expenses-Rates	\$294	-	-	\$606		-	\$623
51 - Rates Comparison Report	-	\$196	-	-	\$201	-	-
51 - Title Search Fees	-	\$293	-	-	\$301	-	-
51 - Contingency	-	\$117	-	-	\$121	-	-
031132 Rate Debt Recovery Cost	\$188,206	-	-	\$45,000		-	\$60,000
51 - General rate debt collection costs	-	\$45,000	-	-	\$60,000	-	-
039107 Write Offs	\$7	-	-	\$2,500		-	\$2,500
57 - Costs associated with write offs of long term Sundry Debtors	-	\$2,500	-	-	\$2,500	-	-
Sub Total - GENERAL RATES OP EXP	\$873,926		-	\$436,104		\$329,851	\$329,851



Shire of York

Adopted Budget 2016/17


	Descriptions	Estimated	Adopted Budget		Adopted Budget	
		Actuals	2015-16		2016-17	
		2015-16	Income	Expenditure	Income	Expenditure
	OPERATING INCOME					
031212	Rates	(\$5,053,728)	(\$5,053,728)	-	(\$5,430,210)	-
	01 - GRV Rates RiD	-	(\$2,203,445)	-	(\$2,547,043)	-
	01 - GRV Rates Minimums	-	(\$624,240)	-	(\$612,360)	-
	01 - UV Rates RiD	-	(\$1,854,563)	-	(\$1,854,927)	-
	01 - UV Rates Minimums	-	(\$371,480)	-	(\$415,880)	-
031213	Ex Gratia Rates	(\$12,619)	(\$11,525)	-	(\$12,808)	-
	04 - CBH rates adjusted annually according to storage capacity as advised by CBH	-	(\$11,525)	-	(\$12,808)	-
031214	Rates Non Payment Penalty	(\$84,543)	(\$65,000)	-	(\$70,000)	-
	08 - Penalty interest for non payment of rates	-	(\$65,000)	-	(\$70,000)	-
031217	Rates Rounding Adjustment	(\$0)	-	-	-	-
031218	Interim Rates	(\$19,707)	(\$25,000)	-	(\$10,000)	-
	01 - Provision for increased rate revenue from interim adjustments	-	(\$25,000)	-	(\$10,000)	-
031219	Interest On Rates Instalments	(\$23,300)	(\$17,000)	-	(\$22,000)	-
	08 - Interest associated with instalment option method of payment to reflect Council's foregone interest revenue	-	(\$17,000)	-	(\$22,000)	-
031220	Instalment Admin Fee	(\$21,277)	(\$17,000)	-	(\$19,500)	-
	07 - Charged to reflect Council's cost of administering the instalment option process	-	(\$17,000)	-	(\$19,500)	-
031221	Back Rates Prior Year	-	(\$100)	-	(\$100)	-
	01 - Rates due to increases in valuations from previous years	-	(\$100)	-	(\$100)	-
031222	Pensioner Deferred Rate Interest	(\$1,585)	(\$2,000)	-	(\$2,000)	-
	08 - Interest payment provided by State Treasury Dept to reflect Council's foregone interest as a result of the Pensioner's Deferment Scheme	-	(\$2,000)	-	(\$2,000)	-
031223	ESL Non-Payment Penalty Interest	(\$2,366)	(\$3,000)	-	(\$3,000)	-
	08 - Interest charged on overdue ESL payments (retained by Council)	-	(\$3,000)	-	(\$3,000)	-
031230	Property Enquiry Fees	(\$19,720)	(\$13,000)	-	(\$17,000)	-
	07 - Income received from the processing of property settlement transactions	-	(\$13,000)	-	(\$17,000)	-
031231	Rate Debt Recovery Non Taxable	(\$169,081)	(\$45,000)	-	(\$55,000)	-
	04 - Recovered by Rates	-	(\$45,000)	-	(\$55,000)	-
031232	Rates Debt Recovery Taxable	-	-	-	-	-
	04 - Matching income to acct 31132	-	-	-	-	-
	Sub Total - GENERAL RATES OP INC	(\$5,407,926)	(\$5,252,353)	-	(\$5,641,618)	(\$5,641,618)
	Total - GENERAL RATES	(\$4,534,000)	(\$5,252,353)	\$436,104	(\$5,311,767)	(\$5,641,618)
	OTHER GENERAL PURPOSE FUNDING					



Shire of York

Adopted Budget 2016/17


Descriptions	Estimated	Adopted Budget		Adopted Budget	
	Actuals	2015-16		2016-17	
	2015-16	Income	Expenditure	Income	Expenditure
OPERATING EXPENDITURE					
039104 Provision For Stock Write Off	-	-	\$1,500	-	\$1,500
57 - Provision for stock shortfall	-	\$1,500	-	\$1,500	-
039106 Debt Recovery	\$5,554	-	\$551	-	\$565
57 - Costs associated with debt recovery matters other than those relating to rates 31132	-	\$551	-	\$565	-
039199 Depreciation	-	-	\$211	-	\$276
54 - Depreciation of assets	-	\$211	-	\$276	-
Sub Total - OTHER GENERAL PURPOSE FUNDING OP/EXP	\$5,554	-	\$2,261	\$2,341	-
OPERATING INCOME					
032260 Grant Funds (Untied)	(\$393,451)	(\$849,046)	-	(\$841,175)	-
02 - LGGC funding (operating)	-	(\$849,046)	-	(\$841,175)	-
032270 Grant Funds (Untied)	(\$297,905)	(\$592,604)	-	(\$592,546)	-
02 - LGGC funding road maintenance (operating)	-	(\$592,604)	-	(\$592,546)	-
039219 Charges Legal Costs	(\$67)	-	-	-	-
039222 Interest Earned Muni & Trust	(\$50,844)	-	(\$35,000)	-	(\$40,000)
08 - Interest earned on short term Council investments	-	(\$35,000)	-	(\$40,000)	-
039227 Interest Earned Reserve Funds	(\$37,204)	-	(\$45,000)	-	(\$47,558)
08 - Interest earned on short term Council investments	-	(\$45,000)	-	(\$47,558)	-
Sub Total - OTHER GENERAL PURPOSE FUNDING OP/INC	(\$779,471)	(\$1,521,650)	-	(\$1,521,279)	(\$1,521,279)
Total - OTHER GENERAL PURPOSE FUNDING	(\$773,917)	(\$1,521,650)	\$2,261	(\$1,518,938)	(\$1,521,279)
Total - GENERAL PURPOSE FUNDING	(\$5,307,917)	(\$6,774,003)	\$438,365	(\$6,830,705)	(\$7,162,897)
MEMBERS OF COUNCIL					
OPERATING EXPENDITURE					
041101 Attendance Fees	\$75,312	-	\$98,870	-	\$101,346
57 - Elected Members' sitting fees	-	\$78,600	-	\$80,568	-
57 - President's attendance meeting fees	-	\$20,270	-	\$20,778	-
041102 Conference Expenses	\$12,981	-	\$25,000	-	\$20,000
51 - Councillor's attendance at conferences, training sessions incl. accommodation	-	\$25,000	-	\$20,000	-



Shire of York

Adopted Budget 2016/17


Descriptions		Estimated	Adopted Budget		Adopted Budget	
		Actuals	2015-16		2016-17	
		2015-16	Income	Expenditure	Income	Expenditure
041103	Election Expenses	\$22,928	-	\$20,000	-	-
	57 - Provision for Municipal election held every two years	-	\$20,000	-	-	-
041104	Presidential Allowance	\$16,967	-	\$20,425	-	\$20,936
	57 - Shire President's allowance	-	\$16,340	-	\$16,749	-
	57 - Deputy President's allowance	-	\$4,085	-	\$4,187	-
041105	Sponsorships	-	-	-	-	\$10,000
	57 - Project Funding - Yr 1 & 2 - Avon Tce Revitalisation	-	-	-	\$10,000	-
041106	Refreshments & Receptions	\$14,942	-	\$20,000	-	\$20,000
	51 - Council luncheons, civic receptions, Christmas party and other functions	-	\$20,000	-	\$20,000	-
041107	Citizenships & Presentations	\$71	-	\$528	-	\$550
	57 - Small gifts purchased for presentation at citizenship ceremonies	-	\$528	-	\$550	-
041108	Printing & Stationery	\$1,426	-	\$2,178	-	\$2,200
	51 - Elected member business cards	-	\$364	-	\$300	-
	51 - Binding of minutes	-	\$1,209	-	\$1,400	-
	51 - Contingency	-	\$605	-	\$500	-
041109	Communication Allowance	\$15,655	-	\$24,500	-	\$24,500
	57 - Councillor's communication allowance 7 @ \$3500	-	\$24,500	-	\$24,500	-
041110	Insurance	\$4,964	-	\$4,086	-	\$5,082
	53 - Councillor's & Officer's Liability	-	\$3,886	-	\$4,497	-
	53 - Corporate Travel	-	-	-	\$375	-
	53 - Personal Accident Insurance	-	\$200	-	\$210	-
041111	Subscriptions	\$13,102	-	\$16,581	-	\$15,523
	51 - WA Local Government Association	-	\$8,716	-	\$8,951	-
	51 - WALGA Zone Secretarial Services	-	\$2,124	-	\$2,255	-
	51 - Avon Midland Zone - Political Lobbying	-	\$3,186	-	\$1,500	-
	51 - LGMA Corporate Membership	-	\$1,253	-	\$1,287	-
	51 - Volunteering WA	-	-	-	\$220	-
	51 - Country Arts WA	-	\$106	-	\$110	-
	51 - Australia Day Council	-	\$197	-	\$200	-
	51 - Contingency	-	\$1,000	-	\$1,000	-
041112	Public Relations	\$98,329	-	\$45,380	-	\$84,533
	50 - Direct labour costs	-	\$1,747	-	\$1,526	-
	40 - Labour overheads	-	\$2,430	-	\$2,271	-
	51 - Miscellaneous Shire paraphernalia	-	\$2,000	-	\$2,000	-
	51 - Senior Citizens' Appreciation Day YDHS	-	\$2,500	-	\$2,500	-
	51 - Community bus hire for Companion Time & other approved community groups	-	\$1,200	-	\$1,200	-
	51 - Community bus hire for Youth Holiday Programmes x4	-	\$1,300	-	\$1,300	-
	51 - Seniors Mobility - Stay on your feet	-	\$1,250	-	\$1,250	-
	51 - Budget newsletter	-	\$500	-	\$500	-



Shire of York


Adopted Budget 2016/17

Descriptions	Estimated	Adopted Budget		Adopted Budget	
	Actuals 2015-16	Income	Expenditure	Income	Expenditure
51 - Community directory - York Telecentre	-	\$1,200	-	\$1,200	-
51 - Anzac Celebrations	-	\$5,000	-	\$5,000	-
51 - Community Matters column	-	\$15,000	-	\$22,000	-
51 - Plaques, gifts etc ...	-	\$2,000	-	\$2,000	-
51 - Australia Day Community BBQ	-	\$2,700	-	\$2,700	-
51 - Residents' Satisfaction Survey	-	-	-	\$15,000	-
51 - Funding Requests approved June '16 OCM	-	-	-	\$18,704	-
51 - Recognition of Achievers	-	\$2,000	-	\$2,000	-
51 - York Society New Residents' pack	-	\$600	-	\$600	-
51 - Shire of York Polo Shirts	-	-	-	-	-
51 - Town Hall usage - various contingency	-	\$2,464	-	\$2,282	-
80 - Plant operation costs	-	\$1,489	-	\$500	-
041114 Other-Sundry	\$1,715	-	\$1,700	-	\$700
51 - Desk plates, name badges etc	-	\$500	-	\$500	-
51 - Statutory Compliance return	-	\$1,000	-	-	-
51 - Miscellaneous	-	\$200	-	\$200	-
041115 Legal Fees	\$5,696	-	\$5,000	-	\$5,000
51 - Legal contingency	-	\$5,000	-	\$5,000	-
041116 Portraits & Plaques	-	-	\$1,000	-	-
51 - Councillors' portraits & pictures for Council Chambers & similar matters	-	\$1,000	-	-	-
041118 Travel Expenses	\$1,026	-	\$1,500	-	\$1,500
51 - Members' travel expenses based on kilometrage	-	\$1,500	-	\$1,500	-
041121 Maintenance - Chambers	\$1,009	-	\$1,000	-	\$2,000
50 - Employee costs	-	-	-	-	-
51 - Materials & contracts	-	\$1,000	-	\$2,000	-
041122 Admin O/Head & Labour Cost	\$236,110	-	\$276,388	-	\$396,641
50 - Administration allocation	-	\$276,388	-	\$396,641	-
041124 Strategic Planning	\$43,507	-	\$38,000	-	\$5,000
51 - Costs associated with preparation of new Strategic Plan	-	\$38,000	-	\$5,000	-
041127 SEAVROC	-	-	\$22,976	-	\$22,976
51 - SEAVROC Awareness Training unused funds to be repaid	-	\$11,374	-	\$11,374	-
51 - SEAVROC You're Welcome project unused funds to be repaid	-	\$11,602	-	\$11,602	-
041128 SEAVROC Connect Lg Project Exp	-	-	\$44,054	-	\$44,054
51 - 2009/10 funding - finalise Local Laws Review	-	\$13,913	-	\$13,913	-
51 - Administration 2008/09 carry over	-	\$3,824	-	\$3,824	-
51 - Finalise Asset Mgmt Plans 2008/09 carry over	-	\$26,317	-	\$26,317	-
51 - Complete Tammin AMP	-	-	-	-	-
041167 South East Avon RTG Business Case Expenditure	-	-	\$13,117	-	\$13,117
51 - Business Case Expenses C/fwd 2012-13	-	\$13,117	-	\$13,117	-



Shire of York Adopted Budget 2016/17


Descriptions	Estimated	Adopted Budget		Adopted Budget	
	Actuals	2015-16		2016-17	
	2015-16	Income	Expenditure	Income	Expenditure
041169 Workforce Planning - Shire of York	-	-	\$18,185	-	\$18,185
51 - Workforce Plan by Dec 2013 carry fwd 12/13	-	\$18,185	-	\$18,185	-
041190 Depreciation Expense	\$92	-	\$492	-	\$644
54 - Depreciation of assets	-	\$492	-	\$644	-
	-				
Sub Total - MEMBERS OF COUNCIL OP/EXP	\$565,830	-	\$700,960	\$814,487	-
OPERATING INCOME					
041228 Seavroc Connect Lg Project Grant	-	-	-	-	-
04 - Shire of Tammin - Contribution to AMP	-	-	-	-	-
041237 Contributions And Donations	(\$500)	-	(\$100)	-	(\$100)
04 - Contingency for miscellaneous contributions received	-	(\$100)	-	(\$100)	-
041239 Reimbursements Taxable Supply	-	-	(\$200)	-	(\$200)
04 - Contingency for reimbursement of goods provided	-	(\$200)	-	(\$200)	-
Sub Total - MEMBERS OF COUNCIL OP/INC	(\$500)	(\$300)	-	(\$300)	(\$300)
Total - MEMBERS OF COUNCIL	\$565,330	(\$300)	\$700,960	\$814,187	(\$300)
GOVERNANCE					
OPERATING EXPENDITURE					
042100 Less Allocated To Schedules	(\$1,388,884)	-	(\$1,625,813)	-	(\$2,333,182)
50 - Allocation provided for total administration costs incurred by Council, transferred to various sub programs to reflect admin costs incurred for the operation of these works and/or services	-	(\$1,625,813)	-	(\$2,333,182)	-
042109 Administration - Salaries	\$968,267	-	\$978,981	-	\$1,243,468
50 - Provision for employment of Administration Staff as per Wages Schedule including annual leave payments	-	\$978,981	-	\$1,243,468	-
042104 Admin Garden Maintenance	-	-	\$3,670	-	\$1,178
50 - Direct labour costs	-	\$823	-	\$244	-
40 - Labour overheads	-	\$1,145	-	\$334	-
51 - Materials eg. mulch, fertiliser, plants etc.	-	\$1,000	-	\$500	-
80 - Plant operation costs	-	\$702	-	\$100	-
042107 Insurance	\$100,431	-	\$100,066	-	\$89,266



Shire of York

Adopted Budget 2016/17


Descriptions		Estimated	Adopted Budget		Adopted Budget	
		Actuals	2015-16		2016-17	
		2015-16	Income	Expenditure	Income	Expenditure
	53 - Public Liability & Professional Indemnity	-	\$22,000	-	\$21,844	-
	53 - Management Liability	-	\$3,886	-	\$4,497	-
	50 - Workers' Compensation	-	\$57,874	-	\$48,059	-
	53 - Fidelity Guarantee	-	\$700	-	\$735	-
	53 - Personal Accident Insurance	-	\$225	-	\$210	-
	53 - Cyber Crime	-	-	-	\$885	-
	53 - Property Insurance	-	\$2,923	-	\$3,069	-
	53 - Regional Risk Coordinator	-	\$9,135	-	\$9,592	-
	53 - Corporate Travel	-	\$3,322	-	\$375	-
042108	Superannuation Admin	\$101,344	-	\$141,952	-	\$180,303
	50 - Superannuation payments associated with acct 42109	-	\$141,952	-	\$180,303	-
042112	Housing Mtnc - Forbes Street	\$7,445	-	\$10,412	-	\$9,094
	50 - Direct labour costs	-	\$2,060	-	\$1,000	-
	40 - Labour overheads	-	\$2,866	-	\$1,370	-
	51 - Materials & contracts	-	\$800	-	\$2,500	-
	51 - General Repairs	-	-	-	\$1,000	-
	52 - Water	-	\$521	-	\$600	-
	53 - Property Insurance	-	\$519	-	\$524	-
	57 - Rates	-	\$1,891	-	\$1,900	-
	80 - Plant operation costs	-	\$1,756	-	\$200	-
042114	Motor Vehicle Expenses Allocated to Function 14	\$6,684	-	\$11,944	-	\$9,000
	51 - Parts, repairs, fuel etc	-	\$9,392	-	\$7,500	-
	53 - Insurance & Licenses	-	\$2,553	-	\$1,500	-
042150	Parental Leave Payments	\$11,235	-	-	-	-
	51 - Payments for approved parental leave reimbursed by govt.	-	-	-	-	-
042167	Dishonour Cheque Fees	\$40	-	\$100	-	\$100
	57 - Bank fees associated with presentation of dishonoured cheques	-	\$100	-	\$100	-
042168	Fringe Benefits General	\$59,822	-	\$70,000	-	\$65,000
	57 - Fringe Benefits Tax - Admin-based FBT	-	\$70,000	-	\$65,000	-
042169	Consultant Fees	\$152,036	-	\$65,712	-	\$205,715
	51 - Financial Services	-	-	-	\$7,500	-
	51 - Asset Management Improvement Program Review	-	\$10,000	-	\$10,000	-
	51 - CEO Review (Reg 17)	-	-	-	\$10,000	-
	51 - Payroll Services	-	\$25,000	-	\$22,000	-
	51 - WALGA Tax Service	-	\$1,312	-	\$1,385	-
	51 - WALGA Workforce	-	\$3,710	-	\$3,840	-
	51 - WALGA Local Laws Service	-	\$576	-	\$590	-
	51 - WALGA Procurement Services	-	\$2,114	-	\$2,400	-
	51 - Financial Internal Controls Review & Business Plans	-	\$10,000	-	\$10,000	-



Shire of York

Adopted Budget 2016/17


Descriptions		Estimated	Adopted Budget		Adopted Budget		
		Actuals	2015-16		2016-17		
		2015-16	Income	Expenditure	Income	Expenditure	
	51 - Consultancy - Integrated Planning Reviews (Include CBP, LTFP, SP & WP)	-	\$8,000	-	-	\$5,000	-
	51 - Human Resources Consultancy/Recruitment					\$118,000	
	51 - Asset Projects					\$10,000	
	51 - Internal Grants Procurement	-	-	-	-	-	-
	51 - Contingency	-	\$5,000	-	-	\$5,000	-
042171	Staff Training/Conferences	\$11,830		\$30,000			\$29,000
	51 - Staff training	-	\$17,000	-	-	\$17,000	-
	51 - Conferences	-	\$10,000	-	-	\$12,000	-
	51 - Lobby expenses	-	\$3,000	-	-	-	-
042173	Staff Telephone Expenses	\$1,407		\$3,053			\$3,000
	52 - Mobile Phone purchases as required	-	\$3,053	-	-	\$3,000	-
042175	Long Service Leave	-		\$7,382			\$5,210
	50 - Annual provision for LSL accruals	-	\$7,382	-	-	\$5,210	-
042176	Admin Building Maintenance	\$62,077		\$86,612			\$85,523
	50 - Direct labour costs - Cleaning	-	\$15,133	-	-	\$15,909	-
	50 - Direct labour costs	-	\$9,170	-	-	\$12,101	-
	40 - Labour overheads	-	\$12,758	-	-	\$16,578	-
	51 - Air-conditioning service	-	\$1,500	-	-	\$2,000	-
	51 - Water Filtration Unit	-	\$845	-	-	\$720	-
	51 - General Mtce incl Termite inspections	-	\$12,743	-	-	\$13,087	-
	51 - Full Termite Treatment - Priority	-	-	-	-	-	-
	51 - Sanitaire bin	-	\$188	-	-	\$200	-
	51 - CEEP monitoring - Air-con, Lights	-	\$772	-	-	\$793	-
	51 - Service fire extinguishers	-	\$293	-	-	\$710	-
	51 - Service automatic doors	-	\$645	-	-	\$800	-
	63 - Electricity	-	\$13,000	-	-	\$10,032	-
	52 - Water	-	\$1,113	-	-	\$1,200	-
	53 - Property Insurance	-	\$4,065	-	-	\$4,106	-
	51 - Sewerage	-	\$605	-	-	\$621	-
	57 - Rates	-	\$1,911	-	-	\$1,911	-
	57 - ESL Levy	-	\$55	-	-	\$55	-
	51 - Cleaning Materials	-	\$4,000	-	-	\$3,000	-
	51 - Rubbish/recycling charges	-	-	-	-	\$1,200	-
	80 - Plant operation costs	-	\$7,816	-	-	\$500	-
042178	Admin Telephone	\$22,739		\$22,000			\$22,000
	62 - Admin telephone	-	\$22,000	-	-	\$22,000	-
042180	Admin Build - Internet Expense	\$3,115		\$8,712			\$8,764
	51 - Website Management	-	\$6,364	-	-	\$6,364	-
	51 - ISP annual connection fees	-	\$2,348	-	-	\$2,400	-



Shire of York

Adopted Budget 2016/17


Descriptions	Estimated	Adopted Budget		Adopted Budget	
	Actuals 2015-16	Income	Expenditure	Income	Expenditure
042181 Purchase Admin Maps	-	-	\$500	-	\$500
51 - Purchase of map, plans etc for use in Admin Centre	-	\$500	-	\$500	-
042182 Staff Uniform Subsidy	\$5,110	-	\$5,310	-	\$7,700
50 - Purchase of corporate uniform by staff in accordance with Council policy	-	\$5,310	-	\$7,700	-
042183 Office Expense - Printing	\$1,597	-	\$8,218	-	\$8,000
51 - Printing costs incurred	-	\$8,218	-	\$8,000	-
042184 Office Exp-Stationery	\$14,958	-	\$17,022	-	\$14,000
51 - Stationery costs incurred for the purchase of minor office equipment, copy paper etc	-	\$15,261	-	\$12,000	-
51 - Additional office printer and minor equipment	-	\$1,761	-	\$2,000	-
042185 Office Expenses-Advertising	\$14,472	-	\$14,392	-	\$10,000
51 - Advertising Local Laws	-	\$5,000	-	-	-
51 - Advertising costs for statutory notices and other requirements	-	\$9,392	-	\$10,000	-
042186 Office Exp-Office Equip Mtce	\$18,350	-	\$28,262	-	\$25,983
51 - Copy costs and servicing	-	\$15,000	-	\$16,555	-
51 - Toner and photocopier consumables	-	\$3,338	-	\$3,428	-
51 - Other equipment maintenance / minor purchases	-	\$9,924	-	\$6,000	-
042187 Office Expenses-Bank Charges	\$11,746	-	\$14,000	-	\$14,000
57 - Bank / Eftpos fees and other associated bank charges	-	\$14,000	-	\$14,000	-
042188 Office Exp-Computer Expenses	\$93,861	-	\$106,940	-	\$108,527
51 - IT Vision annual support and maintenance	-	\$30,977	-	\$32,736	-
51 - IT Vision Universe licence	-	\$3,111	-	\$3,200	-
51 - Microsoft licences (Upgrade To Office Professional and Other Licences)	-	\$27,852	-	\$32,166	-
51 - General network & software support	-	\$30,000	-	\$20,425	-
51 - Computer/Printer purchases incl laptops/tablets as required	-	\$15,000	-	\$20,000	-
042189 Office Exp-Postage/Freight	\$11,761	-	\$14,000	-	\$14,000
51 - Postage and freight charges for operations other than works	-	\$14,000	-	\$14,000	-
042190 Office Expenses-Sundry	\$21,034	-	\$5,000	-	\$20,000
51 - Miscellaneous office expenses - includes loan GGF	-	\$5,000	-	\$20,000	-
042191 Relocation Expenses	\$3,100	-	\$6,000	-	\$3,000
50 - Contingency for relocation of Senior Staff	-	\$6,000	-	\$3,000	-
042193 Audit Fees	\$11,330	-	\$21,859	-	\$30,000
51 - Annual Audit	-	\$18,000	-	\$25,000	-
51 - Grant acquittal audits	-	\$3,859	-	\$5,000	-
042194 Revaluation Fees	\$2,900	-	-	-	-
51 - Consultant valuer to revalue Buildings & Structures	-	-	-	-	-
042195 Legal Expenses	\$23,244	-	\$30,000	-	\$10,000
57 - Contingency for legal matters	-	\$30,000	-	\$10,000	-
042196 Title Search	-	-	\$106	-	\$100
57 - Miscellaneous title searches non-rate related	-	\$106	-	\$100	-



Shire of York

Adopted Budget 2016/17


Descriptions		Estimated	Adopted Budget		Adopted Budget	
		Actuals	2015-16		2016-17	
		2015-16	Income	Expenditure	Income	Expenditure
042199	Depreciation Expense	\$92,935	-	\$84,518	-	\$110,750
	54 - Depreciation of assets	-	\$84,518	-	\$110,750	-
	Sub Total - GOVERNANCE - GENERAL OP/EXP	\$446,153	-	\$270,908	(\$0)	(\$0)
	OPERATING INCOME					
042220	Contributions Taxable Supply	-	(\$110)	-	(\$115)	-
	04 - Miscellaneous reimbursements paid in relation to governance	-	(\$110)	-	(\$115)	-
042221	Reimbursements Taxable Supply	(\$35,252)	(\$6,000)	-	(\$6,000)	-
	04 - Insurance rebates, WALGA advertising rebate (to cease 14-15), miscellaneous etc	-	(\$6,000)	-	(\$6,000)	-
	04 - Insurance funding pool - Risk Mgmt Review	-	-	-	-	-
042222	Donations	(\$966)	-	-	-	-
042223	Reimbursements Staff Uniform	-	(\$106)	-	(\$110)	-
	04 - Contributions paid by staff for purchase of corporate uniform - see 42182 for related expenditure	-	(\$106)	-	(\$110)	-
042224	Charges-Other Taxable Supply	(\$10)	(\$348)	-	(\$362)	-
	07 - Faxing, photocopying, sale of publications etc	-	(\$348)	-	(\$362)	-
042225	Charges Other Non Tax Supply	(\$1,762)	(\$318)	-	(\$300)	-
	07 - Miscellaneous charges for sale of documents, FOI requests etc	-	(\$318)	-	(\$300)	-
042228	Reimbursements Non Tax Supply	(\$2,594)	(\$3,000)	-	(\$1,500)	-
	04 - Provision for reimbursement of non GST taxable items - Trainee	-	(\$3,000)	-	(\$1,500)	-
042233	Housing Rent	-	(\$5,200)	-	-	-
	07 - CEO	-	(\$5,200)	-	-	-
042250	Parental Leave Payments	(\$11,813)	-	-	-	-
	04 - Reimbursements for parental leave payments from GL42150	-	-	-	-	-
	Sub Total - GOVERNANCE - GENERAL OP/INC	(\$52,398)	(\$15,083)	-	(\$8,387)	(\$8,387)
	Total - GOVERNANCE - GENERAL	\$393,755	(\$15,083)	\$270,908	(\$8,387)	(\$8,387)
	Total - GOVERNANCE	\$959,085	(\$15,383)	\$971,869	\$805,800	(\$8,687)
	FIRE PREVENTION					
	OPERATING EXPENDITURE					
051101	Admin O/Head & Labour Costs	\$27,778	-	\$32,516	-	\$46,664



Shire of York

Adopted Budget 2016/17


Descriptions	Estimated	Adopted Budget		Adopted Budget	
	Actuals 2015-16	Income	Expenditure	Income	Expenditure
50 - Allocation for total admin costs incurred by Council, transferred from 42100	-	\$32,516	-	-	\$46,664
051131 Fire Control Expenses- ESL Expenditure	\$2,082	-	-	-	\$500
51 - Materials and contracts	-	-	-	\$500	-
051103 Fire Insurance	\$10,677	-	\$14,750	-	\$15,161
53 - Bushfire Insurance incl volunteer protection	-	\$8,787	-	-	\$10,360
53 - Volunteers' Vehicle Insurance	-	\$1,000	-	-	\$1,500
53 - Fire Trucks	-	\$4,725	-	-	\$3,061
53 - Fire Sheds building insurance	-	\$238	-	-	\$240
051104 Communication Mtce & Repairs	-	-	\$2,124	-	\$2,000
51 - Materials and contracts	-	\$2,124	-	-	\$2,000
051105 Fire Control Expenses	\$16,867	-	\$17,415	-	\$21,958
50 - Direct labour costs	-	\$1,460	-	-	\$4,054
40 - Labour overheads	-	\$2,032	-	-	\$6,033
51 - Materials and contracts	-	\$5,000	-	-	\$3,671
51 - Utilities	-	\$2,553	-	-	\$2,500
62 - Utilities - Ranger's telephone expenses	-	\$4,038	-	-	\$2,100
63 - Electricity	-	\$500	-	-	\$500
51 - Bushfire advertising	-	\$587	-	-	\$600
80 - Plant operation costs	-	\$1,245	-	-	\$2,500
051107 Fire Breaks - Shire Land	\$2,282	-	\$7,254	-	\$10,316
50 - Direct labour costs	-	\$1,774	-	-	\$730
40 - Labour overheads	-	\$2,468	-	-	\$1,086
51 - Materials and contracts (protect burn)	-	\$1,500	-	-	\$7,000
80 - Plant operation costs	-	\$1,512	-	-	\$1,500
051108 Staff Training	-	-	\$1,593	-	\$500
51 - Conference registration, accommodation etc	-	\$1,593	-	-	\$500
051109 Ranger Vehicle Expenses	\$6,947	-	\$7,394	-	\$7,414
51 - Materials and contracts	-	\$7,000	-	-	\$7,000
53 - Insurance	-	\$394	-	-	\$414
051113 Computer Maintenance	\$404	-	\$531	-	\$500
51 - Maintenance of Ranger's computer	-	\$531	-	-	\$500
051115 Fire Base Maintenance	-	-	-	-	\$1,500
51 - Honorarium paid to CFCO	-	-	-	-	\$1,500
051120 Fire Control - Salaries	\$27,125	-	\$35,887	-	\$24,899
50 - Salaries as per Wages Schedule	-	\$35,887	-	-	\$24,899
051121 Fire Control - Superannuation	\$4,169	-	\$5,204	-	\$3,610
50 - Superannuation payments associated with 51120	-	\$5,204	-	-	\$3,610
051122 Fire Control - Long Service Leave	-	-	-	-	\$754
50 - Annual provision for LSL accruals	-	-	-	-	\$754



Shire of York

Adopted Budget 2016/17


Descriptions		Estimated Actuals 2015-16	Adopted Budget 2015-16		Adopted Budget 2016-17		
			Income	Expenditure	Income	Expenditure	
051125	Plant & Equipment Maintenance - ESL Equip	\$200		-	\$3,704	-	\$3,804
	51 - Plant and equipment maintenance as per ESL funding allocation	-	\$3,704	-	-	\$3,804	-
	51 - Purchase of plant and equipment as per ESL funding allocation. Repairs <\$1200	-	-	-	-	-	-
051126	Vehicle Maintenance	\$19,023		-	\$5,762	-	\$5,918
	51 - Materials and contracts	-	\$5,762	-	-	\$5,918	-
051127	Land & Buildings Maintenance	-		-	\$5,043	-	\$4,807
	51 - Materials and contracts	-	\$1,220	-	-	\$3,000	-
	63 - Electricity	-	\$1,698	-	-	\$1,807	-
	50 - Direct labour costs	-	\$497	-	-	-	-
	40 - Labour overheads	-	\$588	-	-	-	-
	80 - Plant operation costs	-	\$1,040	-	-	-	-
051128	Protective Clothing	\$2,114		-	\$5,000	-	\$5,000
	51 - Protective clothing and safety equipment required by BF volunteers	-	\$5,000	-	-	\$5,000	-
051129	Other Goods & Services	\$2,344		-	\$5,000	-	\$4,000
	51 - Materials and contracts	-	\$5,000	-	-	\$4,000	-
051130	Fire Breaks - Contractors	\$3,300		-	\$2,124	-	\$3,500
	51 - Materials and contracts - reimbursed to Council see 51221	-	\$2,124	-	-	\$3,500	-
051199	Depreciation Expense	\$42,272		-	\$113,097	-	\$148,200
	54 - Depreciation of assets	-	\$113,097	-	-	\$148,200	-
	Sub Total - FIRE PREVENTION OP/EXP	\$167,584		-	\$264,398	\$311,005	-
	OPERATING INCOME						
051201	ESL Commission	(\$4,000)	-	(\$4,000)	-	-	(\$4,000)
	09 - Commission earned from FESA from Council's management of ESL	-	(\$4,000)	-	-	(\$4,000)	-
051217	Fines & Penalties Fire Prevention	(\$5,750)	-	(\$7,000)	-	-	(\$7,000)
	07 - Fines and penalties issued for non-compliance of Council's BF notice	-	(\$7,000)	-	-	(\$7,000)	-
051220	ESL Grants	(\$40,194)	-	(\$41,384)	-	-	(\$41,190)
	02 - ESL allocation provided on an annual basis based on funding submission from Shire	-	(\$41,384)	-	-	(\$41,190)	-
051221	Reimbursements - Fire Break	(\$3,325)	-	(\$2,124)	-	-	(\$3,500)
	04 - Reimbursements from property owners	-	(\$2,124)	-	-	(\$3,500)	-
051224	Reimbursements Taxable Supply	(\$500)	-	(\$10)	-	-	(\$10)
	04 - Miscellaneous reimbursements	-	(\$10)	-	-	(\$10)	-
051225	FESA Capital Grants	-	-	(\$150,000)	-	-	(\$204,690)
	03 - Grant for Talbot Fire Tender	-	(\$150,000)	-	-	(\$150,000)	-
	03 - Grant for Greenhills Fire Shed	-	-	-	-	(\$54,690)	-
	Sub Total - FIRE PREVENTION OP/INC	(\$53,769)		(\$204,518)	-	(\$260,390)	(\$260,390)



Shire of York

Adopted Budget 2016/17


Descriptions	Estimated	Adopted Budget		Adopted Budget		
	Actuals	2015-16		2016-17		
	2015-16	Income	Expenditure	Income	Expenditure	
Total - FIRE PREVENTION	\$113,815	(\$204,518)	\$264,398	\$50,615	(\$260,390)	\$311,005
ANIMAL CONTROL						
OPERATING EXPENDITURE						
052163 Animal Control - Salaries	\$31,247	-	\$35,887	-	\$24,899	\$24,899
50 - Salaries as per Wages Schedule	-	\$35,887	-	-	\$24,899	-
052164 Animal Control - Superannuation	\$4,169	-	\$5,204	-	-	\$3,610
50 - Superannuation payments associated with 52163	-	\$5,204	-	-	\$3,610	-
052165 Uniform Allowance	-	-	\$1,000	-	-	\$1,000
50 - Provision for purchase of Ranger's uniform and protective clothing	-	\$1,000	-	-	\$1,000	-
052166 Admin O/Head & Labour Costs	\$55,555	-	\$65,033	-	-	\$93,327
50 - Allocation for total admin costs incurred by Council, transferred from 42100	-	\$65,033	-	-	\$93,327	-
052167 Long Service Leave	-	-	\$312	-	-	\$317
50 - Annual provision for LSL accruals	-	\$312	-	-	\$317	-
052168 Annual Leave Provision	-	\$750	-	\$750	\$761	\$761
052169 Animal Control Sundry Expenditure	\$70,072	-	\$44,733	-	-	\$48,021
50 - Direct labour costs	-	\$1,387	-	-	\$500	-
40 - Labour overheads	-	\$1,942	-	-	\$744	-
51 - Contractor services incl pound maintenance	-	\$36,000	-	-	\$40,000	-
51 - Wireless internet	-	\$600	-	-	\$616	-
51 - Purchase of dog tags	-	\$242	-	-	\$300	-
51 - Corella control	-	\$605	-	-	\$3,000	-
51 - Miscellaneous - Stationery	-	\$1,000	-	-	\$1,027	-
62 - Ranger mobile phone expenses	-	\$1,200	-	-	\$1,232	-
51 - Corporate firearms licence	-	\$293	-	-	\$301	-
80 - Plant operation costs	-	\$1,464	-	-	\$300	-
052170 Staff Training & Conferences	-	-	\$1,500	-	-	\$500
51 - Conference registration, accommodation etc	-	\$1,500	-	-	\$500	-
052172 Cat Pound - Expenditure	-	-	\$3,504	-	-	\$1,244
50 - Direct labour costs	-	\$1,460	-	-	\$500	-
40 - Labour overheads	-	\$2,044	-	-	\$744	-
052199 Depreciation Expense	\$804	-	\$823	-	-	\$1,078
54 - Depreciation of assets	-	\$823	-	-	\$1,078	-
052174 Cat Sterilisation program expenditure	\$8,845	-	\$13,839	-	-	-
51 - Materials and Contracts	-	\$13,839	-	-	-	-



Shire of York


Adopted Budget 2016/17

Descriptions	Estimated	Adopted Budget		Adopted Budget		
	Actuals	2015-16		2016-17		
	2015-16	Income	Expenditure	Income	Expenditure	
Sub Total - ANIMAL CONTROL OP/EXP	\$170,692	-	\$172,584	\$174,758	-	\$174,758
OPERATING INCOME						
052272 Fines & Penalties Animal Control	-	(\$100)	-	-	(\$100)	-
07 - Fines and penalties issued for non-compliance of Council's Cat laws	-	(\$100)	-	(\$100)	-	-
052273 Charges-Impounding Fees	-	(\$100)	-	-	(\$100)	-
07 - Fees associated with impounding of cats	-	(\$100)	-	(\$100)	-	-
052274 Charges-Cat Registration	(\$1,336)	(\$1,500)	-	-	(\$1,500)	-
07 - Cat registration fees	-	(\$1,500)	-	(\$1,500)	-	-
052282 Fines & Penalties Animal Control	(\$7,865)	(\$4,000)	-	-	(\$5,000)	-
07 - Fines and penalties issued for non-compliance of Council's dog laws	-	(\$4,000)	-	(\$5,000)	-	-
052283 Charges-Impounding Fees	(\$4,432)	(\$3,000)	-	-	(\$3,000)	-
07 - Fees associated with impounding of animals	-	(\$3,000)	-	(\$3,000)	-	-
052284 Charges-Dog Registration	(\$15,630)	(\$13,000)	-	-	(\$13,000)	-
07 - Dog registration fees	-	(\$13,000)	-	(\$13,000)	-	-
052285 Sundry Income Tax Supply - Regional Service	(\$1,278)	-	-	-	-	-
07 - Contract ranger services to surrounding shires	-	-	-	-	-	-
052289 Dog Tag Replacements	(\$6)	(\$10)	-	-	(\$10)	-
07 - Income received from the issuing of replacement dog tags	-	(\$10)	-	(\$10)	-	-
052271 State Government Grant	-	-	-	-	-	-
Sub Total - ANIMAL CONTROL OP/INC	(\$30,547)	(\$21,710)	-	(\$22,710)	(\$22,710)	-
Total - ANIMAL CONTROL	\$140,146	(\$21,710)	\$172,584	\$152,048	(\$22,710)	\$174,758
OTHER LAW ORDER & PUBLIC SAFETY						
OPERATING EXPENDITURE						
053102 Crime Prevention Expenditure	\$24,736	-	\$17,601	-	-	\$30,388
50 - Direct Labour costs	-	\$4,338	-	\$10,405	-	-
40 - Labour overheads	-	\$6,036	-	\$15,483	-	-
51 - Community Safety Project	-	\$2,000	-	\$2,000	-	-
51 - Office of Crime Prevention - Graffiti Tracking Project Annual Licence Fee	-	\$529	-	\$500	-	-
51 - Graffiti expenses - materials, license, insurance	-	\$1,000	-	\$1,000	-	-
80 - Plant operation costs	-	\$3,698	-	\$1,000	-	-
053101 Admin O/Head & Labour Costs	\$20,833	-	\$24,387	-	-	\$34,998



Shire of York Adopted Budget 2016/17


Descriptions		Estimated	Adopted Budget		Adopted Budget			
		Actuals	2015-16		2016-17			
		2015-16	Income	Expenditure	Income	Expenditure		
	39 - Allocation for total admin costs incurred by Council, transferred from 42100 - Other Law, Order & Public Safety	-	\$24,387	-	-	\$34,998	-	-
053111	Rural Street Numbering	\$1,245	-	\$850	-	-	-	\$873
	51 - Materials and contracts	-	\$850	-	-	\$873	-	-
053120	Abandoned Vehicle Expenditure	\$1,884	-	\$1,029	-	-	-	\$1,200
	51 - Materials and contracts	-	\$1,029	-	-	\$1,200	-	-
053140	Community Emergency Services Manager	\$15,847	-	\$21,445	-	-	-	\$26,500
	51 - Payment to Shire of Beverley to support CESM position	-	\$21,445	-	-	\$26,500	-	-
053130	Local Emergency Planning Expenditure	-	-	\$4,680	-	-	-	\$4,763
	51 - Emergency Plan Exercise - Mtg exp, catering	-	\$1,062	-	-	\$1,091	-	-
	50 - Employee costs	-	\$2,667	-	-	\$2,707	-	-
	80 - Plant operation costs	-	\$951	-	-	\$965	-	-
053105	Speed Alert Mobile Trailer Maintenance	\$498	-	\$1,030	-	-	-	\$1,061
	51 - Materials and contracts	-	\$1,030	-	-	\$1,061	-	-
	Sub Total - OTHER LAW ORDER & PUBLIC SAFETY	\$65,042	-	\$71,022	-	\$99,782	-	\$99,782
	OPERATING INCOME							
053201	Government Grants - Crime Prevention	-	-	-	-	-	-	-
	03 - Non Operating Grant	-	-	-	-	-	-	-
053202	Developers' Contributions To Rural Numbers	(\$523)	-	(\$300)	-	-	(\$300)	-
	04 - Small subdivisions and rural blocks	-	(\$300)	-	-	(\$300)	-	-
053220	Abandoned Vehicle Income	(\$125)	-	(\$100)	-	-	(\$100)	-
	09 - Income associated with the disposal of abandoned vehicles	-	(\$100)	-	-	(\$100)	-	-
	Sub Total - OTHER LAW ORDER & PUBLIC SAFETY	(\$648)	-	(\$400)	-	(\$400)	(\$400)	-
	Total - OTHER LAW ORDER PUBLIC SAFETY	\$64,395	(\$400)	\$71,022	\$99,382	(\$400)	\$99,782	
	Total - LAW ORDER & PUBLIC SAFETY	\$318,355	(\$226,628)	\$508,004	\$302,045	(\$283,500)	\$585,545	
	HEALTH ADMINISTRATION & INSPECTION							
	OPERATING EXPENDITURE							
077155	Health - Salaries	\$105,567	-	\$142,041	-	-	-	\$104,955
	50 - Salaries as per Wages Schedule	-	\$142,041	-	-	\$104,955	-	-
077156	Health - Superannuation	\$12,636	-	\$20,596	-	-	-	\$15,218



Shire of York

Adopted Budget 2016/17


Descriptions	Estimated	Adopted Budget		Adopted Budget	
	Actuals 2015-16	Income	Expenditure	Income	Expenditure
50 - Superannuation payments associated with 52163	-	\$20,596	-	\$15,218	-
077157 Admin O/Head & Labour Costs	\$55,555	-	\$65,033	-	\$93,327
50 - Allocation for total admin costs incurred by Council, transferred from 42100	-	\$65,033	-	\$93,327	-
077158 Long Service Leave	-	-	\$1,723	-	\$1,748
50 - Annual provision for LSL accruals	-	\$1,723	-	\$1,748	-
077160 Health Control Expenses	\$42,295	-	\$23,623	-	\$15,913
51 - Legal expenses	-	\$11,000	-	\$11,000	-
51 - Material and contracts - equipment, calibration etc	-	\$1,641	-	\$1,685	-
62 - Utilities - Telephone	-	\$966	-	\$992	-
51 - Food Standards subscription	-	\$293	-	\$301	-
51 - Professional memberships	-	\$423	-	\$434	-
51 - Food sampling and water testing incl kit	-	\$1,300	-	\$1,500	-
51 - Relief EHO	-	\$8,000	-	-	-
077161 Staff Training	-	-	\$6,000	-	\$6,000
51 - Conferences, seminars	-	\$6,000	-	\$6,000	-
077166 Health Promotions	-	-	\$704	-	\$750
51 - Foodsafe promotions, general public health awareness	-	\$704	-	\$750	-
077162 Vehicle Operating Expenses	\$5,249	-	\$13,422	-	\$13,833
51 - Servicing, parts & repairs, fuel & oils	-	\$11,319	-	\$11,625	-
53 - Insurance & Licenses	-	\$2,103	-	\$2,208	-
077163 Housing Maintenance Fraser St	\$1,867	-	\$10,250	-	\$10,478
50 - Direct labour costs	-	\$1,996	-	\$2,026	-
40 - Labour overheads	-	\$2,776	-	\$2,818	-
51 - Materials & contracts	-	\$1,500	-	\$1,541	-
52 - Water	-	\$505	-	\$538	-
53 - Property Insurance	-	\$364	-	\$382	-
57 - Rates	-	\$1,409	-	\$1,447	-
80 - Plant operation costs	-	\$1,701	-	\$1,727	-
077199 Depreciation Expense	\$8,311	-	\$7,123	-	\$9,335
54 - Depreciation of assets	-	\$7,123	-	\$9,335	-
Sub Total - HEALTH ADMIN & INSPECTION OP/EXP	\$231,481	-	\$290,516	\$271,558	\$271,558
OPERATING INCOME					
077271 Health Charges Other - Taxable	(\$6,820)	(\$6,000)	-	(\$6,500)	-
07 - Annual Food Business Registration fees	-	(\$6,000)	-	(\$6,500)	-
077272 Housing Rent	-	(\$5,000)	-	-	-
07 - EHO rent	-	(\$5,000)	-	-	-



Shire of York

Adopted Budget 2016/17


Descriptions		Estimated	Adopted Budget		Adopted Budget		
		Actuals	2015-16		2016-17		
		2015-16	Income	Expenditure	Income	Expenditure	
077274	Septic Tank App Fee Charges	(\$3,417)		(\$3,000)	-	(\$3,000)	-
	07 - Charges levied in accordance with Health Act	-	(\$3,000)	-	-	(\$3,000)	-
077275	Septic Inspection Fee	(\$3,096)		(\$2,000)	-	(\$2,000)	-
	07 - Charges levied in accordance with Health Act	-	(\$2,000)	-	-	(\$2,000)	-
077277	Health Act -Charges	(\$5,187)		(\$5,000)	-	(\$5,000)	-
	07 - Charges levied in accordance with Health Act	-	(\$5,000)	-	-	(\$5,000)	-
077278	Trading Public Places -Charges	(\$2,210)		(\$2,000)	-	(\$2,000)	-
	07 - Fees payable to Council for permit to trade in a public place	-	(\$2,000)	-	-	(\$2,000)	-
077255	Health Income Tax Supply - Regional Service	-		-	-	-	-
	07 - Contract health services to SEAVROC and surrounding shires	-	-	-	-	-	-
077256	Health Contributions	-		-	-	-	-
	Sub Total - HEALTH ADMIN & INSPECTION OP/INC	(\$20,730)		(\$23,000)	-	(\$18,500)	(\$18,500)
	Total - HEALTH ADMIN & INSPECTION	\$210,751		(\$23,000)	\$290,516	\$253,058	(\$18,500)
	OTHER HEALTH						
	OPERATING EXPENDITURE						
078113	Analytical Expenses	\$897		-	\$1,500	-	\$1,500
	51 - Expenditure on food sampling and water testing	-	\$1,500	-	-	\$1,500	-
079158	Medical Pract Vehicle Expenses	-		-	\$6,000	-	\$6,000
	51 - Annual contribution in lieu of provision of vehicles	-	\$6,000	-	-	\$6,000	-
079161	Housing Maintenance - 2 Dinsdale St	-		-	-	-	-
	50 - Direct labour costs	-	-	-	-	-	-
	40 - Labour overheads	-	-	-	-	-	-
	51 - Materials and contracts	-	-	-	-	-	-
079162	Medical Pract Sundry Expenses	-		-	\$18,200	-	\$18,200
	51 - Rent Subsidy	-	\$18,200	-	-	\$18,200	-
079199	Depreciation	\$15,166		-	\$10,655	-	\$13,963
	54 - Depreciation of assets	-	\$10,655	-	-	\$13,963	-
079163	Medical Expenses Other	-		-	\$1,000	-	\$1,000
	51 - Biannual Well Men's Health Day	-	\$1,000	-	-	\$1,000	-
	Sub Total - OTHER HEALTH OP/EXP	\$16,062		-	\$37,355	\$40,663	-
	OPERATING INCOME						



Shire of York

Adopted Budget 2016/17


Descriptions	Estimated	Adopted Budget		Adopted Budget	
	Actuals	2015-16		2016-17	
	2015-16	Income	Expenditure	Income	Expenditure
Sub Total - OTHER HEALTH OP/INC	-	-	-	-	-
Total - OTHER HEALTH	\$16,062	-	\$37,355	\$40,663	-
Total - HEALTH	\$226,813	(\$23,000)	\$327,871	\$293,720	(\$18,500)
EDUCATION & WELFARE					
CARE OF FAMILIES AND CHILDREN					
OPERATING EXPENDITURE					
064101 Early Childhood Hub (Old Bowling Club)	\$4,403	-	\$19,566	-	\$13,280
50 - Direct labour costs	-	\$3,000	-	\$653	-
40 - Labour overheads	-	\$4,200	-	\$972	-
80 - Plant operation costs	-	\$728	-	-	-
51 - General maintenance	-	\$10,000	-	\$10,000	-
53 - Insurance	-	\$1,638	-	\$1,655	-
Sub Total - CARE OF FAMILIES AND CHILDREN OP/EXP	\$4,403	-	\$19,566	\$13,280	-
OPERATING INCOME					
Sub Total - CARE OF FAMILIES AND CHILDREN OP/INC	-	-	-	-	-
Total - CARE OF FAMILIES AND CHILDREN	\$4,403	-	\$19,566	\$13,280	-
OTHER WELFARE					
OPERATING EXPENDITURE					
066101 Admin O'Head & Labour Costs	\$13,889	-	\$16,258	-	\$23,332
50 - Allocation for total admin costs incurred by Council, transferred from 42100	-	\$16,258	-	\$23,332	-
067101 Cent Units Build/Garden Mtce	\$23,082	-	\$40,639	-	\$33,031
50 - Direct labour costs	-	\$4,987	-	\$3,888	-
40 - Labour overheads	-	\$6,938	-	\$5,785	-



Shire of York

Adopted Budget 2016/17


Descriptions		Estimated	Adopted Budget		Adopted Budget			
		Actuals	2015-16		2016-17			
		2015-16	Income	Expenditure	Income	Expenditure		
	51 - General maintenance	-	\$2,000	-	-	\$2,000	-	-
	51 - Cleaning of gutters	-	\$500	-	-	\$514	-	-
	51 - Homeswest maintenance report	-	\$200	-	-	\$205	-	-
	51 - Garden plants and fertiliser	-	\$587	-	-	\$600	-	-
	51 - Paint exterior timber	-	\$3,500	-	-	\$3,500	-	-
	52 - Water	-	\$4,552	-	-	\$2,500	-	-
	63 - Electricity	-	\$766	-	-	\$800	-	-
	51 - Termite inspection/treatment	-	\$2,958	-	-	\$500	-	-
	51 - Carpet replacement	-	\$3,000	-	-	\$3,000	-	-
	51 - Paint interior/minor repairs	-	\$3,000	-	-	\$3,000	-	-
	51 - Picket fence painting and repairs	-	\$1,500	-	-	\$500	-	-
	53 - Property insurance	-	\$1,576	-	-	\$1,592	-	-
	57 - ESL levy	-	\$324	-	-	\$333	-	-
	80 - Plant operation costs	-	\$4,250	-	-	\$4,314	-	-
067199	Depreciation Expense	\$21,339	-	\$3,044	-	-	-	\$3,989
	54 - Depreciation of assets	-	\$3,044	-	-	\$3,989	-	-
068101	Maintenance PML - Contingency	\$4,576	-	\$5,008	-	-	-	\$5,855
	51 - Materials and contracts	-	\$2,000	-	-	\$1,000	-	-
	50 - Direct labour costs	-	-	-	-	\$650	-	-
	40 - Labour overheads	-	-	-	-	\$967	-	-
	51 - Full Termite Treatment	-	-	-	-	\$200	-	-
	53 - Property insurance	-	\$3,008	-	-	\$3,038	-	-
068199	Depreciation	\$33,417	-	\$21,071	-	-	-	\$27,611
	54 - Depreciation of assets	-	\$21,071	-	-	\$27,611	-	-
069101	Education Expenses	\$4,500	-	\$5,630	-	-	-	\$5,630
	51 - P & C Hall Hire and setup - Art Exhibition	-	\$630	-	-	\$630	-	-
	51 - Presentation night book awards	-	\$2,000	-	-	\$2,000	-	-
	51 - YDHS Youthcare sponsorship	-	\$3,000	-	-	\$3,000	-	-
	Sub Total - OTHER WELFARE OP/EXP	\$100,802	-	\$91,650	-	\$99,448	-	\$99,448
	OPERATING INCOME							
067207	Reimbursements Non- Taxable Supply	-	-	-	-	-	-	-
067202	Rent Centennial Units	(\$31,390)	-	(\$30,000)	-	-	(\$30,000)	-
	07 - Rent received from tenants of Centennial Units	-	(\$30,000)	-	-	(\$30,000)	-	-
067205	Reimbursements Taxable Supply	-	-	(\$3,008)	-	-	(\$3,038)	-
	04 - Reimbursement of Insurance for PML	-	(\$3,008)	-	-	(\$3,038)	-	-



Shire of York

Adopted Budget 2016/17


Descriptions		Estimated	Adopted Budget				
		Actuals 2015-16	2015-16		2016-17		
			Income	Expenditure	Income	Expenditure	
068201	Contributions & Donations Pml	(\$2,735)		-	-	-	-
	Sub Total - OTHER WELFARE OP/INC	(\$34,125)		(\$33,008)	-	(\$33,038)	(\$33,038)
	Total - OTHER WELFARE	\$66,678		(\$33,008)	\$91,650	\$66,410	(\$33,038)
	Total - EDUCATION & WELFARE	\$71,081		(\$33,008)	\$111,215	\$79,689	(\$33,038)
	SANITATION - HOUSEHOLD REFUSE						
	OPERATING EXPENDITURE						
101101	Admin O/Head & Labour Costs	\$41,667	-	-	\$48,774	-	\$69,995
	50 - Allocation for total admin costs incurred by Council, transferred from 42100	-	\$48,774	-	-	\$69,995	-
101103	Community Projects - Waste	\$2,000		-	\$3,000	-	\$5,000
	51 - Contingency allocation for community based projects eg. KABC, Tidy Towns, Garage Sale Trail	-	\$3,000	-	-	\$5,000	-
101104	Recycling Services	\$78,663		-	\$73,207	-	\$88,117
	51 - Materials and contracts	-	\$73,207	-	-	\$88,117	-
101105	Seavroc Regional Waste Minimisation Strategy	\$920		-	\$6,118	-	\$7,406
	51 - SEAVROC Waste Management Study and projects carry fwd 12/13 b,q,c	-	\$6,118	-	-	-	-
	51 - E-waste project	-	-	-	-	\$6,000	-
	50 - Direct labour costs	-	-	-	-	\$565	-
	40 - Labour overheads	-	-	-	-	\$841	-
101106	Waste Management Facility Mtce	\$6,892		-	\$22,184	-	\$14,727
	50 - Direct labour costs	-	\$2,751	-	-	\$1,601	-
	40 - Labour overheads	-	\$3,827	-	-	\$2,382	-
	51 - Waste oil removal	-	\$1,174	-	-	\$1,206	-
	52 - Water	-	\$455	-	-	\$486	-
	53 - Property insurance	-	\$313	-	-	\$317	-
	51 - Materials and contracts - Mulching etc	-	\$10,000	-	-	\$5,000	-
	57 - Transfer station licence	-	\$1,319	-	-	\$1,355	-
	80 - Plant operation costs	-	\$2,345	-	-	\$2,380	-
101108	Avon Waste - Transfer Stn Op	\$140,287		-	\$140,539	-	\$143,101
	51 - Contract collection payments	-	\$140,539	-	-	\$143,101	-
101109	Refuse Collection (Contractor)	\$115,333		-	\$113,190	-	\$114,888
	51 - Materials and contracts	-	\$113,190	-	-	\$114,888	-
101110	Dumping/Disposal Fees	\$68,084		-	\$84,630	-	\$86,268



Shire of York


Adopted Budget 2016/17

Descriptions		Estimated	Adopted Budget		Adopted Budget			
		Actuals	2015-16		2016-17			
		2015-16	Income	Expenditure	Income	Expenditure		
	51 - Dumping fees at regional refuse site operated by Shire of Northam	-	\$84,630	-	-	\$86,268	-	-
101113	Drum Muster Collection	\$3,719	-	\$5,977	-	-	-	\$3,923
	50 - Direct labour costs	-	\$1,762	-	-	\$858	-	-
	40 - Labour overheads	-	\$2,466	-	-	\$1,277	-	-
	51 - Materials and contracts	-	\$1,100	-	-	\$1,130	-	-
	80 - Plant operation costs	-	\$649	-	-	\$659	-	-
101114	Skip Bins Verge Collection	\$7,525	-	\$15,792	-	-	-	\$12,000
	51 - Materials and contracts	-	\$15,792	-	-	\$12,000	-	-
101115	Bulk Rubbish Verge Collection	\$70,884	-	\$81,381	-	-	-	\$87,689
	50 - Direct labour costs	-	\$23,578	-	-	\$26,000	-	-
	40 - Labour overheads	-	\$32,803	-	-	\$38,689	-	-
	51 - Materials and contracts	-	\$5,000	-	-	\$5,000	-	-
	80 - Plant operation costs	-	\$20,000	-	-	\$18,000	-	-
101199	Depreciation	\$4,079	-	\$12,973	-	-	-	\$16,999
	54 - Depreciation of assets	-	\$12,973	-	-	\$16,999	-	-
	Sub Total - SANITATION HOUSEHOLD REFUSE OP/EXP	\$540,051	-	\$607,765	-	\$650,113	-	\$650,113
	OPERATING INCOME							
101214	Charges - Rubbish Service	(\$284,891)	-	(\$284,600)	-	-	(\$286,400)	-
	07 - Charges for rubbish collection service calculated on 1430 services x \$240	-	(\$284,600)	-	-	(\$286,400)	-	-
101215	Bin Service - Additional Bins	(\$107,375)	-	(\$100,600)	-	-	(\$108,500)	-
	07 - Rubbish collection on additional bins	-	(\$100,600)	-	-	(\$108,500)	-	-
101216	Waste Management Levy	(\$232,993)	-	(\$233,625)	-	-	(\$242,730)	-
	07 - Waste management and refuse facilities	-	(\$233,625)	-	-	(\$242,730)	-	-
101218	Reimbursements Taxable	-	-	(\$100)	-	-	(\$100)	-
	04 - Reimbursements - Sale of scrap metal etc	-	(\$100)	-	-	(\$100)	-	-
101219	Reimbursements Non Taxable	(\$478)	-	(\$10)	-	-	(\$300)	-
	04 - Reimbursement of Drummuster expenses	-	(\$10)	-	-	(\$300)	-	-
101225	Operating Grants - Waste Management	-	-	-	-	-	(\$1,000)	-
	02 - Garage Sale Trail Project - Funds from Waste Authority	-	-	-	-	(\$1,000)	-	-
	Sub Total - SANITATION H/HOLD REFUSE OP/INC	(\$625,737)	-	(\$618,935)	-	(\$639,030)	(\$639,030)	-
	Total - SANITATION HOUSEHOLD REFUSE	(\$85,685)	-	(\$618,935)	\$607,765	\$11,083	(\$639,030)	\$650,113
	SANITATION OTHER							



Shire of York Adopted Budget 2016/17


Descriptions	Estimated	Adopted Budget		Adopted Budget	
	Actuals	2015-16		2016-17	
	2015-16	Income	Expenditure	Income	Expenditure
OPERATING EXPENDITURE					
102147 Street Bin Collection - Contract	\$6,037	-	\$5,000	-	\$5,000
51 - Contractor to collect public street bins	-	\$5,000	-	\$5,000	-
102148 Main Street Bins - Mtce	-	-	\$1,385	-	\$1,000
51 - Cleaning and mtce of street bins by Shire	-	\$1,385	-	\$1,000	-
102199 Depreciation Expense	\$141	-	\$179	-	\$235
54 - Depreciation of assets	-	\$179	-	\$235	-
	-	-	-	-	-
Sub Total - SANITATION OTHER OP/EXP	\$6,178	-	\$6,564	\$6,235	-
OPERATING INCOME					
Sub Total - SANITATION OTHER OP/INC	-	-	-	-	-
Total - SANITATION OTHER	\$6,178	-	\$6,564	\$6,235	-
PROTECTION OF THE ENVIRONMENT					
OPERATING EXPENDITURE					
105102 Roadside Conservation	-	-	\$1,000	-	-
51 - Roadside mapping - research botanist	-	\$1,000	-	-	-
105103 Weed / Pest Control Programmes	-	-	\$3,000	-	\$3,000
51 - Materials and contracts	-	\$3,000	-	\$3,000	-
105104 Environmental Control Expenses	-	-	\$3,420	-	\$3,420
51 - Talbot Brook Environmental Group travel reimb	-	\$500	-	\$500	-
51 - YDHS National Tree Day	-	\$500	-	\$500	-
51 - Community projects	-	\$2,000	-	\$2,000	-
51 - Community projects - Red Card Red Fox	-	\$420	-	\$420	-
105105 Urban Stormwater - Expenditure	-	-	-	-	\$40,000
51 - Stormwater catchment planning	-	-	-	\$40,000	-
Sub Total - PROTECTION OF THE ENVIRONMENT OP/EXP	-	-	\$7,420	\$46,420	-
OPERATING INCOME					



Shire of York

Adopted Budget 2016/17


Descriptions		Estimated	Adopted Budget			
		Actuals 2015-16	2015-16		2016-17	
			Income	Expenditure	Income	Expenditure
105254	Charges - Tree Planter	(\$188)	-	-	-	-
	07 - Provision for income received from hire of tree planter	-	-	-	-	-
105255	Reimbursements	-	(\$10)	-	(\$10)	-
	04 - Reimbursements received	-	(\$10)	-	(\$10)	-
	Sub Total - PROTECTION OF THE ENVIRONMENT OP/INC	(\$188)	(\$10)	-	(\$10)	-
	Total - PROTECTION OF THE ENVIRONMENT	(\$188)	(\$10)	\$7,420	\$46,410	(\$10)
	TOWN PLANNING & REGIONAL DEVELOPMENT					
	OPERATING EXPENDITURE					
106180	Planning - Salaries	\$94,772	-	\$151,192	-	\$103,405
	50 - Salaries as per Wages Schedule	-	\$151,192	-	\$103,405	-
106181	Planning - Superannuation	\$9,969	-	\$21,923	-	\$14,994
	50 - Superannuation associated with 106180	-	\$21,923	-	\$14,994	-
106182	Planning - Long Service Leave	-	-	\$613	-	\$622
	50 - Provision for accumulation of LSL entitlements	-	\$613	-	\$622	-
106184	Admin O/Head & Labour Costs	\$55,555	-	\$65,033	-	\$93,327
	50 - Allocation for total admin costs incurred by Council, transferred from 42100	-	\$65,033	-	\$93,327	-
106185	Control Exp-Plan Consultant	\$144,065	-	\$42,500	-	\$21,000
	51 - Local Planning Strategy	-	\$1,000	-	\$1,000	-
	51 - Planning and Technical Services	-	\$40,000	-	\$20,000	-
	51 - Concept Plans	-	\$1,500	-	-	-
106186	Control Expenses - Advertising	\$1,611	-	\$6,000	-	\$4,000
	51 - Advertising expenses related to Town Planning matters	-	\$6,000	-	\$4,000	-
106187	Control Expenses - Legal Fees	\$36,180	-	\$25,000	-	\$25,000
	51 - Contingency for legal expenses arising from appeals and civil actions	-	\$25,000	-	\$25,000	-
106188	Control Expenses - Sundry	\$6,961	-	\$13,158	-	\$32,015
	51 - Contingency for miscellaneous expenses	-	\$2,058	-	\$2,114	-
	50 - Direct labour costs	-	-	-	\$123	-
	51 - Survey work as required	-	\$6,000	-	\$6,162	-
	51 - Training Expenses	-	\$4,500	-	\$3,000	-
	51 - Engineering Supervision	-	-	-	\$20,000	-
	62 - Mobile phone expenses	-	\$600	-	\$616	-
106191	Review Town Planning Scheme	\$5,146	-	\$46,000	-	\$151,027
	51 - Materials and contracts - Mapping	-	\$1,000	-	\$1,027	-



Shire of York

Adopted Budget 2016/17


Descriptions	Estimated	Adopted Budget		Adopted Budget	
	Actuals	2015-16		2016-17	
	2015-16	Income	Expenditure	Income	Expenditure
51 - Industrial land review	-	-	-	\$20,000	-
51 - Consultant for full review	-	\$45,000	-	\$130,000	-
106192 Vehicle Operating Expenses Planner	\$289	-	\$6,390	-	\$6,563
51 - Parts & repairs, fuels & oils etc	-	\$5,325	-	\$5,469	-
53 - Insurance	-	\$1,065	-	\$1,094	-
106194 Heritage Expenditure	\$10,650	-	\$11,750	-	\$11,777
51 - Heritage Consultants	-	\$10,000	-	\$10,000	-
51 - York Society Archives	-	\$750	-	\$750	-
51 - Contingency	-	\$1,000	-	\$1,027	-
106179 Development Assessment Panel Expenses	-	-	\$1,000	-	-
51 - Hearing costs	-	\$1,000	-	-	-
106199 Depreciation	\$10,041	-	\$12,580	-	\$16,485
54 - Depreciation of assets	-	\$12,580	-	\$16,485	-
Sub Total - TOWN PLAN & REG DEV OP/EXP	\$375,882	-	\$403,139	\$480,215	-
OPERATING INCOME					
106200 Reimbursements - Advertising	(\$443)	-	(\$1,000)	-	(\$1,000)
04 - Town Planning advertising expenses	-	(\$1,000)	-	(\$1,000)	-
106201 Sale Of Text Scheme Texts	-	-	(\$116)	-	(\$121)
07 - Sale of Town Planning schemes etc	-	(\$116)	-	(\$121)	-
106202 Appl Planning Consent Charges	(\$18,450)	-	(\$15,000)	-	(\$15,600)
07 - Processing of Town Planning applications	-	(\$15,000)	-	(\$15,600)	-
07 - Fees received - DAP applications	-	-	-	-	-
106203 Rezoning Application Charges	-	-	(\$2,000)	-	(\$2,080)
07 - Fees received from processing of property rezoning applications	-	(\$2,000)	-	(\$2,080)	-
106204 Sub Div/Amalgamate Clearance	(\$511)	-	(\$1,000)	-	(\$1,000)
09 - Fees received from processing of subdivision and amalgamation clearances	-	(\$1,000)	-	(\$1,000)	-
106206 Planning/Engineering Supervision Fee	-	-	(\$1,000)	-	(\$20,000)
07 - Fees received for supervision of planning conditions associated with private land developments including Engineer's supervision fee	-	(\$1,000)	-	(\$20,000)	-
106209 Other Planning Income - Taxable	-	-	(\$500)	-	(\$500)
04 - Other Planning Income	-	(\$500)	-	(\$500)	-
106212 Payment in Lieu Of Car Parking	-	-	(\$5,425)	-	-
09 - Other revenue	-	(\$5,425)	-	-	-
106213 Fines & Penalties - Planning	-	-	(\$2,000)	-	(\$2,000)
07 - Fees and charges	-	(\$2,000)	-	(\$2,000)	-



Shire of York

Adopted Budget 2016/17


Descriptions	Estimated	Adopted Budget		Adopted Budget	
	Actuals 2015-16	2015-16	2016-17	2015-16	2016-17
		Income	Expenditure	Income	Expenditure
106215 Reimburse- Planning Legal Expenses	-	(\$2,000)	-	(\$2,000)	-
04 - Reimbursement of Town Planning legal expenses incurred at acct 106187	-	(\$2,000)	-	(\$2,000)	-
106216 Planning Reimbursements	(\$15,719)	(\$5,000)	-	(\$5,000)	-
04 - Contributions, reimbursements and donations - Heritage Council	-	(\$5,000)	-	(\$5,000)	-
Sub Total - TOWN PLAN & REG DEV OP/INC	(\$35,122)	(\$35,041)	-	(\$49,301)	-
Total - TOWN PLANNING & REGIONAL DEVELOPMENT	\$340,760	(\$35,041)	\$403,139	\$430,914	(\$49,301)
OTHER COMMUNITY AMENITIES					
OPERATING EXPENDITURE					
109101 Admin O'Head & Labour Costs - Cemetery	\$20,833	-	\$24,387	-	\$34,998
50 - Allocation for total admin costs incurred by Council, transferred from 42100	-	\$24,387	-	\$34,998	-
109137 Cemetery Maintenance	\$57,470	-	\$105,898	-	\$98,918
50 - Direct labour costs	-	\$23,921	-	\$16,282	-
40 - Labour overheads	-	\$33,280	-	\$24,228	-
50 - Re-open costs	-	\$2,230	-	\$2,500	-
51 - General maintenance, fertiliser, plants, chemicals	-	\$1,761	-	\$5,000	-
51 - Casual Labour (amenity)	-	-	-	\$15,000	-
51 - Contractor - grave digging	-	\$5,000	-	\$6,000	-
51 - Archiving of cemetery records	-	\$629	-	\$646	-
51 - Cemetery plates and niche wall plaques	-	\$1,887	-	\$1,938	-
51 - Membership Crematoria Australia	-	\$315	-	\$323	-
51 - Rubbish collection - Weighted base bins x2	-	-	-	-	-
52 - Water	-	\$1,500	-	\$1,601	-
53 - Insurance	-	\$194	-	\$110	-
63 - Electricity	-	\$231	-	\$246	-
80 - Plant operation costs	-	\$20,389	-	\$10,000	-
50 - Admin Salary	-	\$9,224	-	\$8,773	-
501 - Admin Super	-	\$1,337	-	\$1,272	-
51 - Digitise and update Grave Plan	-	\$4,000	-	\$5,000	-
109141 Street Furniture Maintenance	-	-	\$2,640	-	\$2,708
50 - Direct labour costs	-	\$115	-	\$117	-
40 - Labour overheads	-	\$166	-	\$168	-
51 - General maintenance, oil signs and seats	-	\$587	-	\$603	-
80 - Plant operation costs	-	\$11	-	\$11	-
51 - Signage	-	\$1,761	-	\$1,808	-
109143 Toilets Howick St Maintenance	\$21,753	-	\$14,268	-	\$17,455



Shire of York

Adopted Budget 2016/17


Descriptions	Estimated	Adopted Budget		Adopted Budget	
	Actuals 2015-16	Income	Expenditure	Income	Expenditure
50 - Direct labour costs - Cleaning	-	\$1,126	-	\$1,143	-
50 - Direct labour costs	-	\$1,028	-	\$2,515	-
40 - Labour overheads	-	\$1,430	-	\$3,742	-
51 - Repair Floor	-	\$1,000	-	-	-
51 - General maintenance, graffiti removal etc	-	\$3,186	-	\$3,272	-
51 - Sanitaire and sanitation supplies	-	\$2,382	-	\$2,446	-
52 - Water	-	\$1,951	-	\$2,082	-
53 - Insurance	-	\$369	-	\$387	-
57 - FESA levy and sewerage rates	-	\$27	-	\$28	-
63 - Electricity	-	\$893	-	\$951	-
80 - Plant operation costs	-	\$876	-	\$889	-
109144 Sewerage Ponds Maintenance	\$3,660		\$11,282		\$8,675
50 - Direct labour costs	-	\$2,267	-	\$1,076	-
40 - Labour overheads	-	\$3,153	-	\$1,601	-
51 - General maintenance including pump and tank	-	\$1,000	-	\$1,027	-
51 - Water and soil testing	-	\$500	-	\$514	-
51 - Pond clean out and removal of waste	-	\$587	-	\$603	-
52 - Utilities	-	\$27	-	\$29	-
57 - Licence fee	-	\$1,761	-	\$1,808	-
53 - Insurance	-	\$55	-	\$56	-
80 - Plant operation costs	-	\$1,932	-	\$1,961	-
109148 Community Plans					\$19,555
51 - Age Friendly Community Plan				\$19,555	
51 - Children & Youth plan				-	
109149 Youth Development Contribution			\$3,000		\$3,000
51 - Annual contribution towards Youth activities		\$3,000	-	\$3,000	-
109152 Youth Scholarship Programs			\$800		\$1,500
57 - Contribution towards Leeuwin voyages and/or other scholarship programs		\$800	-	\$1,500	-
109154 Loan 60 Redemption Interest	\$73		\$222		
55 - Interest payments on Loan 60 -repaid by landowners -matures Sept 2015	-	\$222	-	-	-
109156 Admin O/Heads And Labour Costs - Youth Services	\$20,833		\$24,387		\$34,998
50 - Allocation for total admin costs incurred by Council, transferred from 42100	-	\$24,387	-	\$34,998	-
109158 Yac General Expenditure	\$455		\$8,500		\$8,500
51 - Provision for school holiday programmes	-	\$8,000	-	\$8,000	-
51 - Contribution to Youth Discos	-	\$500	-	\$500	-
109160 Youth Services - Salaries	\$1,028		\$10,000		
50 - Salaries as per Wages Schedule	-	\$10,000	-	-	-
109161 Youth Services - Superannuation			\$1,450		
50 - Superannuation associated with 109160	-	\$1,450	-	-	-



Shire of York

Adopted Budget 2016/17


Descriptions		Estimated	Adopted Budget		Adopted Budget	
		Actuals	2015-16		2016-17	
		2015-16	Income	Expenditure	Income	Expenditure
109162	Youth Centre Maintenance	\$11,997	-	\$7,796	-	\$6,487
	50 - Direct Labour costs	-	\$307	-	\$224	-
	40 - Labour overheads	-	\$427	-	\$333	-
	51 - Materials and contracts - gas bottles, stationery etc	-	\$1,000	-	\$1,027	-
	51 - Cleaner and cleaning products	-	\$3,287	-	\$2,000	-
	52 - Water	-	\$441	-	\$471	-
	53 - Insurance	-	\$187	-	\$190	-
	62 - Telephone and Internet	-	\$1,147	-	\$1,178	-
	63 - Electricity	-	\$1,000	-	\$1,064	-
109171	Long Service Leave	-	-	\$326	-	\$331
	50 - Annual provision for LSL accruals - Youth	-	\$326	-	\$331	-
109199	Depreciation Expense	\$5,156	-	\$4,790	-	\$6,277
	54 - Depreciation of assets	-	\$4,790	-	\$6,277	-
	Sub Total - OTHER COMMUNITY AMENITIES OP/EXP	\$143,257	-	\$219,747	\$243,401	\$243,401
	OPERATING INCOME					
109250	Grave Reservation Fees	(\$1,618)	(\$2,000)	-	(\$2,080)	-
	07 - Fees for reservation of cemetery plots	-	(\$2,000)	-	(\$2,080)	-
109251	Cemetery - Search & Copy Fees	-	(\$36)	-	(\$37)	-
	07 - Fees received for research undertaken into cemetery records at request	-	(\$36)	-	(\$37)	-
109253	Cemetery Fees - Burial & Interment	(\$25,068)	(\$14,000)	-	(\$23,200)	-
	07 - Burials/ interment of ashes into niche wall	-	(\$14,000)	-	(\$23,200)	-
109254	Cemetery - Plates	(\$522)	(\$250)	-	(\$260)	-
	07 - Reimbursement of niche wall plaques	-	(\$250)	-	(\$260)	-
109255	Cemetery Monument Permit	(\$4,519)	(\$3,000)	-	(\$3,120)	-
	07 - Fees and charges	-	(\$3,000)	-	(\$3,120)	-
109256	Cemetery - Undertaker License	(\$2,323)	(\$2,370)	-	(\$2,465)	-
	07 - Approved Undertaker licence	-	(\$2,370)	-	(\$2,465)	-
109260	Reimbursement Water Supply Ssl 60 (Principal & Interest)	(\$4,960)	(\$4,061)	-	-	-
	04 - Reimbursement of Loan 60 by landowners	-	(\$4,061)	-	-	-
109205	Government Grants - Community-based	(\$10,000)	-	-	-	-
	02 - Age Friendly Community Plan funding (rec'd 15-16 - exp 16-17 GL 109148)	-	-	-	-	-
109273	Contributions Youth Centre	(\$256)	-	-	-	-
109267	Yac General Income - Holiday Programmes	-	(\$3,500)	-	(\$3,500)	-
	04 - Participant contributions received	-	(\$3,500)	-	(\$3,500)	-
109269	Charges Liquid Waste Removal	(\$17,165)	(\$10,000)	-	(\$14,000)	-
	07 - Fees received from dumping by licensed operators at Septic Ponds	-	(\$10,000)	-	(\$14,000)	-



Shire of York


Adopted Budget 2016/17

Descriptions		Estimated	Adopted Budget		Adopted Budget		
		Actuals 2015-16	2015-16		2016-17		
			Income	Expenditure	Income	Expenditure	
109270	Contributions & Donations Youth Centre	-		(\$10)	-	(\$10)	-
	04 - Contributions, reimbursements and donations	-	(\$10)	-	(\$10)	-	-
109271	Reimbursements - Non Taxable (Septic Ponds)	(\$45)		-	-	-	-
	04 - Contributions, reimbursements and donations	-		-	-	-	-
109272	Reimbursements - Non Taxable	-		(\$10)	-	(\$10)	-
	04 - Contributions, reimbursements and donations	-	(\$10)	-	(\$10)	-	-
	Sub Total - OTHER COMMUNITY AMENITIES OP/INC	(\$66,477)		(\$39,237)	-	(\$48,682)	(\$48,682)
	Total - OTHER COMMUNITY AMENITIES	\$76,781		(\$39,237)	\$219,747	\$194,719	(\$48,682)
	Total - COMMUNITY AMENITIES	\$337,845		(\$693,223)	\$1,244,635	\$689,361	(\$737,023)
	PUBLIC HALL & CIVIC CENTRES						
	OPERATING EXPENDITURE						
111102	Town Hall	\$92,472		-	\$119,951	-	\$123,977
	50 - Direct labour costs	-	\$9,274	-	-	\$13,396	-
	50 - Direct labour costs - Cleaning	-	\$33,227	-	-	\$44,373	-
	40 - Labour overheads	-	\$12,903	-	-	\$19,934	-
	51 - Replace floorboards as required	-	\$1,209	-	-	\$1,500	-
	51 - Aircon service	-	\$500	-	-	\$500	-
	51 - Cleaning products and toilet tissue	-	\$3,386	-	-	\$3,000	-
	51 - General maintenance	-	\$5,755	-	-	\$6,000	-
	51 - Termite Treatment	-	\$500	-	-	\$500	-
	63 - Electricity	-	\$5,000	-	-	\$5,000	-
	52 - Water	-	\$2,968	-	-	\$3,167	-
	62 - Town Hall Lift - phone and service	-	\$1,000	-	-	\$1,000	-
	53 - Casual Hire's Liability	-	\$945	-	-	-	-
	53 - Property insurance	-	\$18,923	-	-	\$19,112	-
	51 - Paint internal wall	-	-	-	-	-	-
	51 - APRA Copyright fee	-	\$266	-	-	\$274	-
	51 - Sanitaire	-	\$689	-	-	\$708	-
	51 - Automatic doors maintenance	-	\$500	-	-	\$514	-
	51 - Paint external wall	-	\$15,000	-	-	-	-
	80 - Plant operation costs	-	\$7,905	-	-	\$5,000	-



Shire of York Adopted Budget 2016/17


Descriptions	Estimated	Adopted Budget		Adopted Budget	
	Actuals 2015-16	2015-16	2016-17	2015-16	2016-17
		Income	Expenditure	Income	Expenditure
111103 Scout Hall	\$3,032	-	\$886	-	\$1,390
51 - Contingency	-	\$500	-	\$1,000	-
53 - Property insurance	-	\$386	-	\$390	-
111120 Admin O/Head & Labour Costs	\$27,778	-	\$32,516	-	\$46,664
50 - Allocation for total admin costs incurred by Council, transferred from 42100	-	\$32,516	-	\$46,664	-
111104 Greenhills Hall	\$5,464	-	\$4,911	-	\$4,866
51 - Annual maintenance contribution paid to Greenhills Progress Assoc.	-	\$4,200	-	\$4,200	-
51 - Rubbish collection - Weighted base bins x2	-	-	-	-	-
53 - Property insurance	-	\$711	-	\$666	-
111107 Talbot Hall	\$918	-	\$4,978	-	\$4,925
51 - Annual maintenance contribution paid to Talbot Progress Assoc.	-	\$4,200	-	\$4,200	-
51 - Seal and paint asbestos - toilet roof	-	-	-	-	-
53 - Property insurance	-	\$778	-	\$725	-
111199 Depreciation Expense	\$228,456	-	\$39,325	-	\$51,531
54 - Depreciation of assets	-	\$39,325	-	\$51,531	-
Sub Total - PUBLIC HALLS & CIVIC CENTRES OP/EXP	\$358,120	-	\$202,567	\$233,352	-
OPERATING INCOME					
111216 Hall Hire - Charges	(\$15,914)	(\$18,548)	-	(\$18,000)	-
07 - Hire fees for use of Town Hall	-	(\$18,548)	-	(\$18,000)	-
111218 Liquor License Charges	(\$468)	(\$418)	-	(\$400)	-
07 - Sundry income received from applications for liquor licence approvals	-	(\$418)	-	(\$400)	-
111225 Grants - Old Convent School	-	-	-	(\$25,000)	-
03 - Non-Operating Grants	-	-	-	(\$25,000)	-
03 - Non-Operating Grants	-	-	-	-	-
Sub Total - PUBLIC HALLS & CIVIC CENTRES OP/INC	(\$16,382)	(\$18,967)	-	(\$43,400)	-
Total - PUBLIC HALL & CIVIC CENTRES	\$341,738	(\$18,967)	\$202,567	\$189,952	\$233,352
OTHER RECREATION & SPORT					
OPERATING EXPENDITURE					
Public Parks, Gardens, Reserves Maintenance					
113100 Avon Park Maintenance	\$72,202	-	\$102,656	-	\$91,494
50 - Direct labour costs	-	\$24,005	-	\$22,312	-



Shire of York

Adopted Budget 2016/17


Descriptions		Estimated	Adopted Budget		Adopted Budget	
		Actuals	2015-16		2016-17	
		2015-16	Income	Expenditure	Income	Expenditure
	40 - Labour overheads	-	\$33,397	-	\$33,201	-
	51 - Play equipment repairs	-	\$2,500	-	\$2,568	-
	51 - Reticulation	-	\$1,500	-	\$1,541	-
	51 - Fertiliser, plants, chemicals, retic	-	\$1,500	-	\$1,541	-
	51 - Shelter repairs	-	\$500	-	\$514	-
	51 - General maintenance and contingency incl re-turfing/garden beds	-	\$5,000	-	\$4,000	-
	51 - Swinging bridge oil and minor repairs incl. termite check	-	\$1,113	-	\$1,500	-
	51 - Graffiti removal	-	\$242	-	\$248	-
	51 - Rubbish collection - Street bins x18 (2 collections per wk)	-	-	-	-	-
	51 - Rubbish collection - Weighted base bins x5	-	-	-	-	-
	52 - Water	-	\$10,000	-	\$10,670	-
	53 - Property insurance	-	\$396	-	\$400	-
	63 - Electricity	-	\$2,042	-	\$3,000	-
	80 - Plant operation costs	-	\$20,461	-	\$10,000	-
113101	Johanna Whitely Park Maintenance	\$4,080	-	\$16,714	-	\$7,668
	50 - Direct labour costs	-	\$4,939	-	\$1,609	-
	40 - Labour overheads	-	\$6,871	-	\$2,394	-
	51 - Materials and contracts	-	\$531	-	\$2,000	-
	53 - Property insurance	-	\$163	-	\$165	-
	80 - Plant operation costs	-	\$4,210	-	\$1,500	-
113102	Peace Park Maintenance	\$34,105	-	\$37,803	-	\$36,988
	50 - Direct labour costs	-	\$6,374	-	\$7,023	-
	40 - Labour overheads	-	\$8,868	-	\$10,451	-
	51 - Materials and contract - re-turfing/garden beds	-	\$5,000	-	\$3,000	-
	51 - Rubbish collection - Street bins x1	-	-	-	-	-
	52 - Water	-	\$8,269	-	\$8,500	-
	63 - Electricity	-	\$3,859	-	\$2,500	-
	80 - Plant operation costs	-	\$5,433	-	\$5,514	-
113103	War Memorial Gardens Maintenance	\$9,959	-	\$13,587	-	\$10,441
	50 - Direct labour costs	-	\$3,316	-	\$1,656	-
	40 - Labour overheads	-	\$4,613	-	\$2,464	-
	51 - Materials and contracts	-	\$1,000	-	\$1,500	-
	51 - Rubbish collection - Street bins x1	-	-	-	-	-
	52 - Water	-	\$1,500	-	\$1,601	-
	63 - Electricity	-	\$191	-	\$204	-
	53 - Insurance	-	\$141	-	\$148	-
	80 - Plant operation costs	-	\$2,826	-	\$2,868	-
113104	Sundry Parks & Reserve	\$59,850	-	\$71,245	-	\$90,113
	50 - Direct labour costs	-	\$18,567	-	\$23,480	-



Shire of York

Adopted Budget 2016/17


Descriptions		Estimated	Adopted Budget		Adopted Budget		
		Actuals 2015-16	2015-16		2016-17		
			Income	Expenditure	Income	Expenditure	
	40 - Labour overheads	-	\$25,832	-	-	\$34,939	-
	51 - General maintenance including fertiliser, plants, chemicals	-	\$5,000	-	-	\$5,000	-
	51 - Parks improvements - partnerships	-	-	-	-	\$5,000	-
	52 - Water	-	\$4,000	-	-	\$4,268	-
	57 - Other expenses	-	\$605	-	-	\$621	-
	63 - Electricity	-	\$666	-	-	\$709	-
	53 - Insurance	-	\$749	-	-	\$33	-
	80 - Plant operation costs	-	\$15,826	-	-	\$16,063	-
113105	Henrietta St Gardens Maintenance	\$105	-	\$515	-	-	\$528
	51 - General maintenance including fertiliser, plants, chemicals	-	\$515	-	-	\$528	-
113106	Gwamby/Avon Ascent Maintenance	\$25,223	-	\$28,205	-	-	\$32,589
	50 - Direct labour costs	-	\$7,185	-	-	\$8,371	-
	40 - Labour overheads	-	\$9,996	-	-	\$12,456	-
	51 - Play equipment repairs	-	\$1,500	-	-	\$1,541	-
	51 - BBQ maintenance	-	\$1,000	-	-	\$1,027	-
	51 - General maintenance	-	\$1,000	-	-	\$1,027	-
	51 - Gas	-	\$250	-	-	\$257	-
	52 - Water	-	\$650	-	-	\$694	-
	53 - Insurance	-	-	-	-	\$487	-
	51 - Oil walkway	-	\$300	-	-	\$308	-
	51 - Signage	-	\$200	-	-	\$205	-
	80 - Plant operation costs	-	\$6,124	-	-	\$6,216	-
113107	Arboretum Maintenance - Ford/Grey St	\$496	-	\$5,098	-	-	\$5,104
	50 - Direct labour costs	-	-	-	-	-	-
	40 - Labour overheads	-	-	-	-	-	-
	80 - Plant operation costs	-	-	-	-	-	-
	51 - General maintenance including Signage, fertiliser, plants, chemicals	-	\$5,000	-	-	\$5,000	-
	52 - Water	-	\$98	-	-	\$104	-
113108	Monger St Reserve Maintenance	\$3,662	-	\$3,260	-	-	\$5,155
	50 - Direct labour costs	-	\$1,139	-	-	\$1,856	-
	40 - Labour overheads	-	\$1,594	-	-	\$2,762	-
	51 - General maintenance and contingency	-	\$250	-	-	\$257	-
	80 - Plant operation costs	-	\$277	-	-	\$281	-
113111	Loan Redemption Interest - Forrest Oval	\$95,879	-	\$130,464	-	-	\$122,352
	55 - Loan 65A - Forrest Oval Stage 1	-	\$74,344	-	-	\$70,687	-
	55 - Loan 65A - Forrest Oval Stage 2	-	\$13,752	-	-	\$12,667	-
	55 - Loan 64 - Forrest Oval BTN & lights - 499,155	-	\$21,451	-	-	\$19,758	-
	55 - Loan 67 - Lot 800, 801 South Street, York	-	\$20,917	-	-	\$19,240	-
113112	Youth Skate Park	\$329	-	\$4,857	-	-	\$5,015



Shire of York

Adopted Budget 2016/17


Descriptions		Estimated	Adopted Budget		Adopted Budget	
		Actuals	2015-16		2016-17	
		2015-16	Income	Expenditure	Income	Expenditure
	50 - Direct labour costs	-	\$1,002	-	\$1,005	-
	40 - Labour overheads	-	\$1,395	-	\$1,495	-
	51 - General maintenance	-	\$1,500	-	\$1,541	-
	51 - Rubbish collection - Weighted base bins x1	-	-	-	-	-
	53 - Insurance	-	\$106	-	\$107	-
	80 - Plant operation costs	-	\$854	-	\$867	-
113115	Toilets Avon Park	\$23,281	-	\$16,849	-	\$20,380
	50 - Direct labour costs	-	\$132	-	\$903	-
	50 - Direct labour costs - Cleaning	-	\$10,000	-	\$10,500	-
	40 - Labour overheads	-	\$112	-	\$1,344	-
	51 - Paint Floor	-	-	-	-	-
	51 - Graffiti removal and repair vandalism	-	\$907	-	\$932	-
	51 - Cleaning products and toilet tissue	-	\$3,000	-	\$4,000	-
	51 - General maintenance and contingency	-	\$2,500	-	\$2,500	-
	53 - Insurance	-	\$198	-	\$201	-
113116	Mt Brown Park Maintenance	\$13,239	-	\$17,463	-	\$17,203
	50 - Direct labour costs	-	\$4,148	-	\$4,229	-
	40 - Labour overheads	-	\$5,770	-	\$6,293	-
	51 - Vandalism repairs	-	\$404	-	\$415	-
	51 - General maintenance and contingency	-	\$2,500	-	\$2,568	-
	53 - Insurance	-	\$106	-	\$111	-
	51 - Bins x 2	-	-	-	-	-
	51 - Mt Brown Conservation Plan	-	\$1,000	-	-	-
	80 - Plant operation costs	-	\$3,535	-	\$3,588	-
113117	Candice Bateman Park Maintenance	\$23,899	-	\$38,016	-	\$32,479
	50 - Direct labour costs	-	\$9,796	-	\$7,024	-
	40 - Labour overheads	-	\$13,629	-	\$10,452	-
	51 - Play equipment repairs	-	\$363	-	\$373	-
	51 - Sand	-	\$121	-	\$124	-
	51 - General maintenance and contingency	-	\$2,000	-	\$2,054	-
	51 - Cleaning products and toilet tissue	-	\$1,000	-	\$1,027	-
	52 - Water	-	\$1,433	-	\$1,529	-
	63 - Electricity	-	\$1,085	-	\$1,154	-
	53 - Insurance	-	\$239	-	\$266	-
	51 - Rubbish collection - Weighted base bins	-	-	-	-	-
	80 - Plant operation costs	-	\$8,350	-	\$8,475	-
113118	Moto Cross Track Maintenance	\$15,788	-	\$14,488	-	\$17,752
	50 - Direct labour costs	-	\$4,118	-	\$5,237	-
	40 - Labour overheads	-	\$5,730	-	\$7,793	-



Shire of York

Adopted Budget 2016/17


Descriptions		Estimated	Adopted Budget		Adopted Budget	
		Actuals	2015-16		2016-17	
		2015-16	Income	Expenditure	Income	Expenditure
	51 - General maintenance and contingency	-	\$1,000	-	\$1,027	-
	51 - Rubbish collection - Weighted base bins x1	-	\$53	-	\$54	-
	53 - Insurance	-	\$22	-	\$23	-
	57 - FESA levy	-	\$55	-	\$55	-
	80 - Plant operation costs	-	\$3,510	-	\$3,563	-
113119	Avon Walk Trail Maintenance	\$742	-	\$4,010	-	\$2,009
	50 - Direct labour costs	-	\$1,065	-	\$208	-
	40 - Labour overheads	-	\$1,482	-	\$310	-
	51 - General maintenance and contingency	-	\$250	-	\$257	-
	51 - Signage	-	\$305	-	\$313	-
	80 - Plant operation costs	-	\$908	-	\$922	-
113120	Gardener Vehicles	\$10,690	-	\$7,887	-	\$8,281
	51 - Materials and contracts	-	\$7,098	-	\$7,453	-
	53 - Insurance	-	\$789	-	\$828	-
113122	Racecourse Maintenance	\$4,508	-	\$9,680	-	\$11,052
	50 - Direct labour costs	-	\$633	-	\$1,168	-
	40 - Labour overheads	-	\$918	-	\$1,738	-
	51 - Materials and contracts	-	-	-	-	-
	51 - Racecourse Development	-	-	-	-	-
	51 - Rates Contribution	-	\$7,500	-	\$7,500	-
	80 - Plant operation costs	-	\$629	-	\$646	-
113151	Admin O/Head & Labour Costs	\$69,444	-	\$81,291	-	\$116,659
	50 - Allocation for total admin costs incurred by Council, transferred from 42100	-	\$81,291	-	\$116,659	-
113152	Long Service Leave	-	-	\$3,662	-	\$3,717
	50 - Annual provision for LSL accruals	-	\$3,662	-	\$3,717	-
113153	Forrest Oval Stadium Mtce	\$8,585	-	\$16,940	-	\$17,283
	50 - Direct labour costs	-	\$918	-	\$999	-
	50 - Direct Labour - Cleaning	-	\$2,822	-	\$6,019	-
	40 - Labour overheads	-	\$1,277	-	\$1,487	-
	51 - Cleaning products and toilet tissue	-	\$1,000	-	\$1,000	-
	51 - Paint and repair squash court walls	-	-	-	-	-
	51 - General maintenance and contingency	-	\$2,000	-	\$2,200	-
	51 - Vacuum cleaner back pack	-	\$450	-	-	-
	51 - Replace Blinds	-	\$2,000	-	\$1,000	-
	52 - Water	-	\$390	-	\$416	-
	63 - Electricity - not on separate meter	-	\$3,308	-	-	-
	53 - Casual Hire's Liability	-	\$945	-	-	-
	53 - Property insurance	-	\$567	-	\$3,368	-
	62 - Telephone	-	\$481	-	-	-



Shire of York

Adopted Budget 2016/17


Descriptions	Estimated	Adopted Budget		Adopted Budget	
	Actuals 2015-16	Income	Expenditure	Income	Expenditure
80 - Plant operation costs	-	\$782	-	\$794	-
113155 Forrest Oval Pavilion	\$5,942	-	\$10,992	-	\$5,076
50 - Direct labour costs	-	\$913	-	\$164	-
50 - Direct Labour - Cleaning	-	\$1,270	-	\$1,000	-
40 - Labour overheads	-	\$1,270	-	\$244	-
51 - Carpet cleaning and cleaning supplies	-	\$1,174	-	\$500	-
51 - General maintenance and contingency	-	\$1,355	-	\$2,000	-
51 - Chairs x 40	-	\$3,200	-	-	-
51 - Light fittings	-	\$587	-	-	-
53 - Casual Hire's Liability	-	\$656	-	\$573	-
53 - Property insurance	-	\$567	-	\$595	-
113141 Forrest Oval Convention Centre	\$124,587	-	\$134,941	-	\$133,541
50 - Direct Labour costs	-	\$6,303	-	\$7,892	-
50 - Direct Labour - Cleaning	-	\$20,021	-	\$20,321	-
40 - Labour overheads	-	\$8,769	-	\$11,744	-
51 - Carpet cleaning and cleaning supplies	-	\$3,000	-	\$4,000	-
51 - General maintenance and contingency	-	\$12,000	-	\$12,324	-
51 - Shower drain grates	-	\$10,000	-	\$10,000	-
53 - Property insurance	-	\$9,040	-	\$4,236	-
51 - Toilets - replace seats	-	\$4,500	-	\$4,500	-
51 - Resurface outdoor furniture	-	\$5,400	-	-	-
51 - Rubbish/recycling charges Large Bin	-	\$5,000	-	\$5,135	-
52 - Utilities - Water	-	\$10,406	-	\$11,103	-
62 - Utilities - Telephone	-	\$7,044	-	\$7,234	-
51 - Monitoring CCTV	-	\$3,087	-	\$3,000	-
63 - Utilities - Electricity	-	\$25,000	-	\$26,600	-
80 - Plant operation costs	-	\$5,372	-	\$5,453	-
113142 YRCC Marketing & Promotion	\$909	-	\$3,500	-	\$3,500
51 - Materials and contracts	-	\$3,500	-	\$3,500	-
113143 YRCC Gym Maintenance	\$10,832	-	\$9,629	-	\$10,017
50 - Salaries, Wages, Superannuation	-	\$396	-	\$402	-
50 - Direct labour costs - Cleaning	-	\$2,733	-	\$2,774	-
50 - Direct labour costs	-	-	-	\$165	-
51 - Materials and contracts - Fleet Fitness	-	\$3,000	-	\$3,081	-
51 - Materials and contracts - addt fobs & software lic	-	\$2,500	-	\$2,568	-
51 - General Maintenance	-	\$1,000	-	\$1,027	-
113144 Conference Expenses	\$26,278	-	\$55,370	-	\$36,577
50 - Salaries, Wages	-	\$38,530	-	\$25,652	-
50 - Direct labour costs - Cleaning	-	\$911	-	\$925	-



Shire of York

Adopted Budget 2016/17


Descriptions	Estimated	Adopted Budget		Adopted Budget	
	Actuals 2015-16	Income	Expenditure	Income	Expenditure
51 - Stock Purchases	-	\$15,929	-	\$10,000	-
113145 Bar Expenses	\$172,578	-	\$176,925	-	\$196,703
50 - Salaries, Wages	-	\$86,925	-	\$104,273	-
50 - Direct labour costs - Cleaning	-	-	-	-	-
51 - Stock Purchases	-	\$90,000	-	\$92,430	-
113146 Café/Restaurant Expenses	\$142,020	-	\$140,893	-	\$138,328
50 - Salaries, Wages	-	\$90,893	-	\$93,328	-
51 - Stock Purchases	-	\$50,000	-	\$45,000	-
113147 Canteen Expenses	\$23,131	-	\$18,956	-	\$22,000
50 - Salaries, Wages	-	\$8,956	-	\$10,066	-
51 - Stock Purchases	-	\$10,000	-	\$11,934	-
113166 Feasibility Study / Operational and Marketing Plan - YRCC	\$7,500	-	\$10,000	-	\$5,000
51 - Materials and contracts	-	\$10,000	-	\$5,000	-
113148 YRCC Turf Maintenance - Bowls	\$5,512	-	\$18,785	-	\$10,408
50 - Direct labour costs	-	\$2,708	-	\$2,716	-
40 - Labour overheads	-	\$3,768	-	\$4,042	-
80 - Plant operation costs	-	\$2,309	-	-	-
51 - Materials and contracts	-	\$10,000	-	\$3,650	-
113149 YRCC Turf Maintenance - Tennis	\$14,486	-	\$11,145	-	\$10,203
50 - Direct labour costs	-	\$353	-	\$1,354	-
40 - Labour overheads	-	\$491	-	\$2,015	-
80 - Plant operation costs	-	\$301	-	-	-
51 - Materials and contracts	-	\$10,000	-	\$6,834	-
113150 Forrest Oval Turf Maintenance	\$3,321	-	\$10,000	-	\$10,000
51 - Vertimowing and decompacting	-	\$10,000	-	\$10,000	-
113156 Forrest Oval Grounds Maintenance	\$60,449	-	\$98,587	-	\$85,368
50 - Direct labour costs	-	\$22,760	-	\$18,002	-
50 - Salaries	-	\$5,481	-	\$5,563	-
50 - Direct labour costs - Cleaning	-	\$2,500	-	-	-
40 - Labour overheads	-	\$31,864	-	\$26,788	-
51 - Fertiliser, plants, chemicals, retic	-	\$2,500	-	\$2,500	-
51 - General maintenance and contingency	-	\$5,000	-	\$5,000	-
51 - Reticulation	-	\$1,000	-	\$1,000	-
51 - Playground lighting	-	\$1,000	-	-	-
51 - Pressure cleaner	-	\$400	-	-	-
51 - Rubbish collection - Weighted base bins x10	-	-	-	-	-
53 - Property insurance	-	\$823	-	\$864	-
63 - Utilities - Electricity	-	\$264	-	\$281	-
80 - Plant operation costs	-	\$24,995	-	\$25,370	-



Shire of York

Adopted Budget 2016/17


Descriptions	Estimated	Adopted Budget		Adopted Budget	
	Actuals 2015-16	Income	Expenditure	Income	Expenditure
113157 Forrest Oval Water Supplies	\$34,072	-	\$29,309	-	\$32,073
50 - Direct labour costs	-	\$900	-	\$1,889	-
40 - Labour overheads	-	\$1,252	-	\$2,811	-
51 - Chemicals	-	\$587	-	\$603	-
51 - Parts/repairs to chlorinator, pumps etc	-	\$4,248	-	\$2,000	-
51 - Fence & gate repairs - Town Dam	-	-	-	\$1,000	-
51 - Catchment and Water Supply improvements	-	-	-	-	-
52 - Water (scheme in use until further notice)	-	\$20,000	-	\$21,340	-
63 - Electricity	-	\$1,500	-	\$1,596	-
53 - Property insurance	-	\$55	-	\$56	-
80 - Plant operation costs	-	\$767	-	\$779	-
113160 Recreation - Salaries	\$32,858	-	\$34,785	-	\$48,558
50 - Salaries as per Wages Schedule	-	\$34,785	-	\$48,558	-
113161 YRCC - Superannuation	\$26,184	-	\$36,315	-	\$40,727
50 - Superannuation payments	-	\$36,315	-	\$40,727	-
113167 Sporting Club Sponsorships	\$8,847	-	\$10,000	-	\$17,751
51 - Sponsorships - Funding Pool	-	\$10,000	-	\$17,751	-
113169 Hockey Oval Maintenance	\$24,064	-	\$25,423	-	\$26,548
50 - Direct labour costs	-	\$1,852	-	\$2,228	-
40 - Labour overheads	-	\$2,576	-	\$3,315	-
50 - Labour costs - Cleaning	-	\$4,644	-	\$4,714	-
51 - General maintenance including fertiliser, chemicals	-	\$10,000	-	\$10,270	-
51 - Vacuum cleaner back pack	-	\$450	-	-	-
51 - Steel Bunkers x 2	-	-	-	-	-
51 - Vertimowing and decompacting	-	\$3,186	-	\$3,272	-
53 - Insurance	-	\$1,137	-	\$1,148	-
80 - Plant operation costs	-	\$1,578	-	\$1,602	-
113172 Second Hockey Field	\$10,146	-	\$9,256	-	\$10,059
50 - Direct labour costs	-	\$1,929	-	\$2,134	-
40 - Labour overheads	-	\$2,683	-	\$3,175	-
51 - General maintenance including fertiliser, chemicals	-	\$3,000	-	\$3,081	-
80 - Plant operation costs	-	\$1,644	-	\$1,669	-
113174 Parks & Gardens Landscape Plan & Consultation	-	-	\$20,000	-	\$3,000
51 - Parks Maintenance and Replacement Plan (in-house Asset Projects Officer)	-	-	-	-	-
51 - Arborist	-	-	-	\$3,000	-
51 - Irrigation Plan	-	\$20,000	-	-	-
113175 Playground Safety Audits	-	-	-	-	-
51 - Materials & Contracts	-	-	-	-	-
113177 Kidsport Expenditure	\$11,425	-	-	\$11,000	\$11,000



Shire of York

Adopted Budget 2016/17


Descriptions	Estimated	Adopted Budget		Adopted Budget	
	Actuals 2015-16	2015-16	2016-17	2015-16	2016-17
		Income	Expenditure	Income	Expenditure
113191 Admin O/Head & Labour Costs	\$208,333	-	\$243,872	-	\$349,977
39 - Allocation for total admin costs incurred by Council, transferred from 42100 - New Facilities	-	\$243,872	-	\$349,977	-
113192 Admin O/Head & Labour Costs	\$41,667	-	\$48,774	-	\$69,995
39 - Allocation for total admin costs incurred by Council, transferred from 42100 - Surfaces	-	\$48,774	-	\$69,995	-
113199 Depreciation Expense	\$386,286	-	\$319,167	-	\$418,231
54 - Depreciation of assets	-	\$319,167	-	\$418,231	-
Sub Total - OTHER RECREATION & SPORT OP/EXP	\$1,857,593	-	\$2,101,312	\$2,348,903	-
OPERATING INCOME					
113221 Stadium Hire Charges	(\$3,567)	-	(\$5,305)	-	(\$5,000)
07 - Income received from hire of Rec Centre	-	(\$5,305)	-	(\$5,000)	-
113222 Avon Park - Charges	-	-	(\$600)	-	(\$600)
07 - Private hire eg weddings etc	-	(\$100)	-	(\$100)	-
07 - Commercial hire	-	(\$500)	-	(\$500)	-
113224 Leases - Charges (as per Fees and Charges)	(\$23,909)	-	(\$22,571)	-	(\$25,731)
07 - Education Department	-	(\$14,000)	-	(\$14,341)	-
07 - York Football club	-	(\$1,000)	-	(\$1,311)	-
07 - York Football club (Junior)	-	-	-	(\$634)	-
07 - York Hockey Club	-	(\$1,000)	-	(\$1,311)	-
07 - York Tennis Club	-	(\$1,000)	-	(\$1,311)	-
07 - Bowls Club	-	(\$1,000)	-	(\$1,311)	-
07 - Imperials Cricket Club	-	(\$500)	-	(\$678)	-
07 - York Netball Club	-	-	-	(\$678)	-
07 - York Netball Club (Junior)	-	(\$500)	-	(\$634)	-
07 - Basketball Club (Junior)	-	(\$500)	-	(\$634)	-
07 - Badminton	-	(\$500)	-	(\$678)	-
07 - York Golf Club	-	(\$100)	-	(\$100)	-
07 - Reserve Carriage Diner	-	(\$1,971)	-	(\$2,000)	-
07 - Sundry	-	(\$500)	-	(\$110)	-
113229 Recreation Grants	(\$19,785)	-	(\$1,000)	-	(\$14,000)
02 - Grant Funds - Kidsport - DSR	-	-	-	(\$14,000)	-
03 - Bike Parking YRCC - DoT grant	-	(\$1,000)	-	-	-
03 - Howick St / Peace Parks - Upgrades (funds rec'd 28/6/16 \$12,964)	-	-	-	-	-
113230 Squash Court Hire Fees	-	-	(\$318)	-	(\$331)
07 - Hire of Squash facilities	-	(\$318)	-	(\$331)	-
113231 Pavilion - Hire Charges	(\$182)	-	(\$530)	-	(\$552)
07 - Hire of Forrest Oval Pavilion	-	(\$530)	-	(\$552)	-
113248 YRCC Green Fees - Bowls	(\$7,856)	-	(\$8,000)	-	(\$8,000)



Shire of York

Adopted Budget 2016/17


Descriptions	Estimated	Adopted Budget		Adopted Budget	
	Actuals 2015-16	2015-16	2016-17	2016-17	2016-17
		Income	Expenditure	Income	Expenditure
07 - Income from the hire of Bowls Greens	-	(\$8,000)	-	(\$8,000)	-
113249 YRCC Green Fees - Tennis	(\$1,192)	-	(\$1,500)	-	(\$1,500)
07 - Income from the hire of Tennis Greens	-	(\$1,500)	-	(\$1,500)	-
113233 Oval - Hire Charges	(\$555)	-	(\$500)	-	(\$520)
07 - Income received from the hire of Forrest Oval	-	(\$500)	-	(\$520)	-
113235 Charges - Forrest Oval Lights	(\$2,928)	-	(\$2,000)	-	(\$2,080)
07 - Football club use of lighting	-	(\$1,000)	-	(\$1,040)	-
07 - Cricket club use of lighting	-	-	-	-	-
07 - Tennis club use of lighting	-	(\$500)	-	(\$520)	-
07 - Netball club use of lighting	-	-	-	-	-
07 - Bowls club use of lighting	-	(\$500)	-	(\$520)	-
07 - Miscellaneous - use of lighting	-	-	-	-	-
113241 Convention Centre - Memberships	-	-	-	-	-
07 - Income received from individual memberships	-	-	-	-	-
113242 Convention Centre - Hire	(\$5,208)	-	(\$6,000)	-	(\$6,000)
07 - Income received from hire charges	-	(\$6,000)	-	(\$6,000)	-
113243 Convention Centre - Gym	(\$21,775)	-	(\$22,000)	-	(\$22,880)
07 - Income received from gym usage	-	(\$22,000)	-	(\$22,880)	-
113244 Convention Centre - Conferences	(\$39,010)	-	(\$40,000)	-	(\$41,600)
07 - Conference Fees	-	(\$40,000)	-	(\$41,600)	-
113245 Convention Centre - Bar	(\$227,466)	-	(\$200,000)	-	(\$220,000)
07 - Bar Sales	-	(\$200,000)	-	(\$220,000)	-
113246 Convention Centre - Café/Restaurant	(\$111,267)	-	(\$140,000)	-	(\$130,000)
07 - Café/Restaurant Sales	-	(\$140,000)	-	(\$130,000)	-
113247 Convention Centre - Canteen	(\$30,053)	-	(\$15,000)	-	(\$30,000)
07 - Canteen Sales	-	(\$15,000)	-	(\$30,000)	-
113260 Transfer From POS Trust Fund	-	-	(\$40,000)	-	(\$1,500)
10 - York Estates POS for Candice Bateman Park	-	(\$40,000)	-	(\$1,500)	-
10 - York Estates POS for Candice Bateman Park	-	-	-	-	-
113264 Transfer From Trust	-	-	(\$12,602)	-	(\$12,602)
03 - York Tourist Bureau - River Project	-	(\$12,602)	-	(\$12,602)	-
New Contributions	-	-	-	-	(\$1,000)
04 - Contributions - Scout hall	-	-	-	(\$1,000)	-
113273 Government Grant Walk Trails	-	-	(\$31,600)	-	(\$22,500)
03 - Trails Grant funding - Avon Walk Trail - Stg 1	-	(\$9,100)	-	-	-
03 - Trails Grant funding - Greenhills	-	(\$22,500)	-	(\$22,500)	-
Sub Total - OTHER RECREATION & SPORT OP/INC	(\$494,752)		(\$549,526)		(\$546,396)
Total - OTHER RECREATION & SPORT	\$1,362,841		(\$549,526)	\$2,101,312	\$1,802,508
					\$2,348,903



Shire of York

Adopted Budget 2016/17


Descriptions	Estimated	Adopted Budget		Adopted Budget	
	Actuals 2015-16	Income	Expenditure	Income	Expenditure
SWIMMING POOL					
OPERATING EXPENDITURE					
112150 Swimming Pool - Salaries	\$69,552	-	\$78,507	-	\$82,969
50 - Salaries as per Wages Schedule	-	\$67,209	-	\$66,082	-
50 - Support staff	-	\$11,298	-	\$16,887	-
112151 Swimming Pool - Superannuation	\$9,178	-	\$11,384	-	\$12,031
50 - Superannuation payments associated with acct 112150	-	\$11,384	-	\$12,031	-
112153 Admin O/Head & Labour Costs	\$20,833	-	\$24,387	-	\$34,998
50 - Allocation for total admin costs incurred by Council, transferred from 42100	-	\$24,387	-	\$34,998	-
112154 Long Service Leave	-	-	\$1,159	-	\$1,177
50 - Annual provision for LSL accruals	-	\$1,159	-	\$1,177	-
112155 Swimming Pool - Water	\$17,568	-	\$16,538	-	\$17,646
52 - Water	-	\$16,538	-	\$17,646	-
112156 Swimming Pool - Electricity	\$14,192	-	\$12,679	-	\$13,490
63 - Electricity	-	\$12,679	-	\$13,490	-
112157 Swimming Pool - Chemicals	\$10,522	-	\$14,675	-	\$15,071
51 - Chemicals required for maintenance of water quality	-	\$14,675	-	\$15,071	-
112158 General Maintenance Pool	\$32,301	-	\$33,043	-	\$24,080
50 - Direct labour costs	-	\$4,321	-	\$2,414	-
40 - Labour overheads	-	\$6,012	-	\$3,592	-
51 - General maintenance	-	\$2,124	-	\$2,181	-
51 - Service pool cleaner	-	\$1,699	-	\$1,745	-
51 - Pump service	-	\$1,699	-	\$1,745	-
51 - Promotional events	-	\$531	-	\$545	-
51 - Breathing apparatus service	-	\$531	-	\$545	-
51 - Supervisor annual qualification, seminars, training etc	-	\$545	-	\$559	-
51 - Contingency - equipment breakdowns	-	\$3,000	-	\$3,081	-
51 - Rubbish/recycling charges	-	-	-	-	-
53 - Property insurance	-	\$3,548	-	\$3,583	-
51 - Repair paving	-	-	-	-	-
51 - Paint changeroom floors	-	\$5,000	-	-	-
51 - Minor Refurbishment First Aid Room	-	-	-	-	-
51 - Repair Cracks to Pool Surrounds	-	-	-	-	-
57 - FESA levy	-	\$350	-	\$350	-
80 - Plant operation costs	-	\$3,683	-	\$3,738	-
112159 Telephone	\$505	-	\$617	-	\$634



Shire of York


Adopted Budget 2016/17

Descriptions	Estimated	Adopted Budget		Adopted Budget	
	Actuals	2015-16		2016-17	
	2015-16	Income	Expenditure	Income	Expenditure
62 - Telephone	-	\$617	-	-	\$634
112164 Pool Garden Maintenance	\$994	-	\$6,974	-	\$3,282
50 - Direct labour costs	-	\$1,426	-	\$435	-
40 - Labour overheads	-	\$1,984	-	\$647	-
51 - Fertiliser, plants, chemicals, retic (incl removal of palms)	-	\$2,348	-	\$2,000	-
80 - Plant operation costs	-	\$1,216	-	\$200	-
112111 Loan Redemption Interest - Swimming Pool	-	-	-	-	\$3,334
59 - ... Loan 68P	-	-	-	\$3,334	-
112199 Depreciation Expense	\$26,837	-	\$15,129	-	\$19,825
54 - Depreciation of assets	-	\$15,129	-	\$19,825	-
Sub Total - SWIMMING POOL OP/EXP	\$202,482	-	\$215,091	\$228,535	-
OPERATING INCOME					
112072 Grants Government - CLGF Individual - Swimming Pool	(\$32,000)	-	(\$229,333)	-	(\$32,000)
13-14 Individual Allocation	-	-	-	-	-
Community Pool Revitalisation Program	-	(\$30,000)	-	(\$32,000)	-
DSR GRANT- Major Pool Upgrades	-	(\$199,333)	-	-	-
112273 Pool Admission Charges	(\$31,988)	-	(\$33,000)	-	(\$35,000)
07 - General admission fees	-	(\$30,000)	-	(\$32,000)	-
07 - York District High School	-	(\$3,000)	-	(\$3,000)	-
112276 Contributions	(\$118)	-	-	-	-
112277 Reimbursements - Non Taxable	-	-	(\$10)	-	(\$10)
04 - Miscellaneous reimbursements	-	(\$10)	-	(\$10)	-
Sub Total - SWIMMING POOL OP/INC	(\$64,107)	(\$262,343)	-	(\$67,010)	(\$67,010)
Total - SWIMMING POOL	\$138,376	(\$262,343)	\$215,091	\$161,525	\$228,535
LIBRARIES					
OPERATING EXPENDITURE					
115110 Admin O/Head & Labour Costs	\$13,889	-	\$16,258	-	\$23,332
50 - Allocation for total admin costs incurred by Council, transferred from 42100	-	\$16,258	-	\$23,332	-
115111 Library Operating-Stationery	\$1,303	-	\$1,749	-	\$1,797
51 - Stationery/office supplies for Shire Library	-	\$1,749	-	\$1,797	-
115112 Library Operating-Freight	\$1,117	-	\$2,448	-	\$2,514



Shire of York Adopted Budget 2016/17


Descriptions	Estimated	Adopted Budget		Adopted Budget	
	Actuals 2015-16	Income	Expenditure	Income	Expenditure
51 - Freight charges library	-	\$1,274	-	\$1,309	-
51 - Staff - Travel - Book Selections	-	\$1,174	-	\$1,206	-
115113 Office Expenses	\$1,552	-	\$2,612	-	\$2,682
51 - General office items and contingency	-	\$617	-	\$634	-
51 - Amlib subscription	-	\$1,995	-	\$2,048	-
51 - Contribution to Regional Library Service	-	-	-	-	-
115114 Lost Books	\$336	-	\$352	-	\$362
51 - Cost of replacing lost or damaged LISWA books - on-charged where appropriate	-	\$352	-	\$362	-
115115 Magazines/Newspapers	\$12	-	\$484	-	\$497
51 - Purchase of newspapers and magazines for public use at the library	-	\$484	-	\$497	-
115116 Storytime Library	\$292	-	\$528	-	\$543
51 - Miscellaneous expenditure for children's Storytime projects	-	\$528	-	\$543	-
115117 Books - Purchases	\$2,570	-	\$3,186	-	\$3,272
51 - Purchase of bestsellers and other popular titles to compliment LISWA stock	-	\$3,186	-	\$3,272	-
115118 Long Service Leave	-	-	\$530	-	\$545
51 - Annual provision for LSL accruals	-	\$530	-	\$545	-
115120 Library - Salaries	\$37,318	-	\$38,090	-	\$74,429
50 - Salaries as per Wages Schedule	-	\$38,090	-	\$74,429	-
50 - Salaries Book Selections	-	-	-	-	-
115121 Library - Superannuation	\$5,435	-	\$5,523	-	\$10,792
50 - Superannuation payments associated with acct 115120	-	\$5,523	-	\$10,792	-
115124 Library Equipment	\$1,210	-	\$2,675	-	\$2,748
51 - Miscellaneous equipment for library including furniture, office equipment and shelving	-	\$2,470	-	\$2,536	-
51 - Purchase of new membership cards	-	\$206	-	\$211	-
115126 Library Staff Training	-	-	\$1,331	-	\$1,350
50 - Attendance of library staff at related conferences and training	-	\$1,331	-	\$1,350	-
115199 Depreciation Expense	\$47	-	\$36	-	\$48
54 - Depreciation of assets	-	\$36	-	\$48	-
Sub Total - LIBRARIES OP/EXP	\$65,081	-	\$75,803	\$124,910	\$124,910
OPERATING INCOME					
115229 Charges-Lost Books	(\$84)	(\$300)	-	(\$300)	-
04 - Reimbursement for cost of repair or replacement of LISWA stock	-	(\$300)	-	(\$300)	-
115230 Sundry Income Taxable Supply	(\$285)	(\$21)	-	(\$21)	-
07 - Provision for miscellaneous library income	-	(\$21)	-	(\$21)	-



Shire of York

Adopted Budget 2016/17


Descriptions	Estimated	Adopted Budget		Adopted Budget			
	Actuals 2015-16	2015-16 Income	2015-16 Expenditure	2016-17 Income	2016-17 Expenditure		
Sub Total - LIBRARIES OP/INC	(\$369)		(\$321)	-	(\$321)	(\$321)	-
Total - LIBRARIES	\$64,712		(\$321)	\$75,803	\$124,589	(\$321)	\$124,910
OTHER CULTURE							
OPERATING EXPENDITURE							
RESIDENCY MUSEUM							
11333... Heritage Projects	-		-	-		-	-
Maps & Signage		-			-		
118111 Loan Interest Repayments - Archives Centre	\$3,607		-	\$3,997		-	\$3,393
55 - Interest payments on Loan 65 for Archives Facility - matures 30/6/19	-	\$3,997	-	-	\$3,393	-	-
118165 Attendants' Fees	-		-	\$1,209		-	\$1,242
51 - General contingency for volunteers	-	\$1,209	-	-	\$1,242	-	-
118166 Secretaries' Fees	\$153		-	\$309		-	\$309
51 - Honorarium paid to Secretary of Residency Museum Mgmt Committee	-	\$309	-	-	\$309	-	-
118167 Museum Shop Stock Purchases	\$1,127		-	\$1,209		-	\$1,242
51 - Provision for purchase of sundry Residency Museum stock including postcards and books	-	\$1,209	-	-	\$1,242	-	-
118172 Residency Museum Building Mtce	\$28,199		-	\$38,288		-	\$35,959
50 - Direct labour costs	-	\$3,854	-	-	\$2,826	-	-
40 - Labour overheads	-	\$5,361	-	-	\$4,205	-	-
51 - General maintenance	-	\$6,372	-	-	\$6,544	-	-
51 - Oil floorboards	-	\$605	-	-	\$621	-	-
51 - Roof and ceiling repairs	-	\$605	-	-	\$621	-	-
51 - Alarm system maintenance	-	\$907	-	-	\$932	-	-
51 - Signage	-	\$5,000	-	-	\$2,000	-	-
51 - Cleaning	-	\$2,137	-	-	\$2,194	-	-
51 - Painting	-	-	-	-	\$2,000	-	-
51 - Verandah handrail repairs	-	\$531	-	-	\$545	-	-
52 - Water	-	\$3,252	-	-	\$3,470	-	-
53 - Property insurance	-	\$2,029	-	-	\$2,050	-	-
63 - Electricity	-	\$3,989	-	-	\$4,244	-	-
57 - FESA levy, rubbish collection etc	-	\$363	-	-	\$373	-	-
80 - Plant operation costs	-	\$3,285	-	-	\$3,334	-	-
118173 Maintenance Exhibits	\$1,807		-	\$3,760		-	\$3,760



Shire of York

Adopted Budget 2016/17


Descriptions	Estimated	Adopted Budget		Adopted Budget	
	Actuals 2015-16	2015-16	2015-16	2016-17	2016-17
		Income	Expenditure	Income	Expenditure
51 - Maintenance of exhibits and displays	-	\$3,760	-	\$3,760	-
118175 Museum Promotion & Marketing	\$1,510	-	\$5,000	-	\$5,000
51 - Provision for marketing and promotion of Residency Museum	-	\$5,000	-	\$5,000	-
118176 Museum Phone, Internet & Computer	\$2,814	-	\$1,561	-	\$1,604
51 - Computer / modem maintenance	-	\$352	-	\$362	-
51 - Audio training and ongoing support	-	\$293	-	\$301	-
51 - Internet fees	-	\$293	-	\$301	-
62 - Telephone charges	-	\$622	-	\$639	-
118177 Stationery/Postage	\$126	-	\$1,000	-	\$1,027
51 - Stationery, postage and freight expenses	-	\$1,000	-	\$1,027	-
118178 Membership Fees	-	-	\$424	-	\$435
51 - Costs of memberships of professional associations	-	\$424	-	\$435	-
118179 Volunteers Police Clearances	\$300	-	\$157	-	\$162
51 - Provision for police & working with children clearances of volunteers	-	\$157	-	\$162	-
118181 Refreshments	\$1,057	-	\$846	-	\$869
51 - Provision for minor refreshments for volunteers and guests	-	\$846	-	\$869	-
118182 Equipment	\$4,985	-	\$5,000	-	\$5,000
51 - Provision for purchase of minor equipment including office machines.	-	\$5,000	-	\$5,000	-
118183 Conferences, Travelling	\$660	-	\$1,040	-	\$1,000
51 - Attendance of staff at related conferences, training sessions etc	-	\$1,040	-	\$1,000	-
118184 Research Projects	\$18	-	\$635	-	\$652
51 - Provision for miscellaneous research into Museum collection and local history	-	\$635	-	\$652	-
118185 Sundry Expenses	\$466	-	\$1,174	-	\$1,000
51 - Contingency	-	\$1,174	-	\$1,000	-
118187 Grant Expenditure	\$106	-	\$5,000	-	\$5,000
51 - Materials & Contracts - Shire contribution	-	\$5,000	-	\$5,000	-
118188 Residency Museum Garden - Shire	\$1,242	-	\$4,014	-	\$2,309
50 - Direct labour costs	-	\$126	-	\$219	-
40 - Labour overheads	-	\$157	-	\$326	-
51 - Materials and contracts	-	\$1,174	-	\$1,206	-
51 - Garden/Reticulation maintenance	-	\$2,500	-	\$500	-
80 - Plant operation costs	-	\$57	-	\$58	-
118190 Interpretation Plan Expenditure	-	-	-	-	-
51 - Expenditure - Cultural Interpretation grant	-	-	-	-	-
118191 Salaries Residency Museum	\$102,340	-	\$110,554	-	\$112,224
50 - Salaries as per Wages Schedule	-	\$110,554	-	\$112,224	-
118192 Residency Museum - Superannuation	\$9,204	-	\$16,030	-	\$16,272
50 - Superannuation payments associated with acct 118191	-	\$16,030	-	\$16,272	-
118193 Long Service Leave - Residency Museum	-	-	\$654	-	\$663



Shire of York

Adopted Budget 2016/17


Descriptions		Estimated	Adopted Budget		Adopted Budget			
		Actuals	2015-16		2016-17			
		2015-16	Income	Expenditure	Income	Expenditure		
	50 - Provision for LSL entitlements	-	\$654	-	-	\$663	-	-
118194	Admin O/Head & Labour Costs	\$13,889	-	-	\$16,258	-	-	\$23,332
	39 - Allocation for total admin costs incurred by Council, transferred from 42100 - Res Mus	-	\$16,258	-	-	\$23,332	-	-
118199	Depreciation Expense	\$13,318	-	-	\$8,919	-	-	\$11,687
	54 - Depreciation of assets	-	\$8,919	-	-	\$11,687	-	-
	OTHER CULTURE	-						
119116	Radio Station Maintenance - Barker St	\$5,583	-	-	\$7,986	-	-	\$8,062
	51 - General Maintenance including termite inspection	-	\$1,612	-	-	\$1,655	-	-
	50 - Direct labour costs	-	\$359	-	-	\$364	-	-
	40 - Labour overheads	-	\$500	-	-	\$508	-	-
	52 - Water	-	\$258	-	-	\$275	-	-
	53 - Property insurance	-	\$258	-	-	\$260	-	-
	51 - Rubbish/recycling charges	-	-	-	-	-	-	-
	51 - Sponsorship	-	\$2,000	-	-	\$2,000	-	-
	51 - Sponsorship - operations, FESA levy, rates, rubbish etc	-	\$3,000	-	-	\$3,000	-	-
	Sub Total - OTHER CULTURE OP/EXP	\$192,508		-	\$235,026	\$242,203	-	\$242,203
	OPERATING INCOME							
118221	Museum Entry Fees	(\$7,910)	-	(\$5,000)	-	-	(\$6,000)	-
	07 - Admission fees for York Residency Museum	-	(\$5,000)	-	-	(\$6,000)	-	-
118222	Sale Postcards/Books	(\$1,926)	-	(\$515)	-	-	(\$1,000)	-
	07 - Provision for sundry income from sale of postcards and stock	-	(\$515)	-	-	(\$1,000)	-	-
118223	Donations	(\$311)	-	(\$10)	-	-	(\$10)	-
	04 - Provision for sundry donations received at the Residency Museum	-	(\$10)	-	-	(\$10)	-	-
118225	Reimbursements Taxable Supply	-	-	(\$10)	-	-	(\$10)	-
	04 - Contributions	-	(\$10)	-	-	(\$10)	-	-
118228	Grant Income (Interpretation Grant)	(\$41,135)	-	(\$40,000)	-	-	-	-
	02 - Grant for Awning/Outdoor Education area	-	-	-	-	-	-	-
	02 - Grant for Disabled Toilets, Temp Exhib Space & W'room	-	(\$40,000)	-	-	-	-	-
119220	Other Culture - Sundry Income	(\$1,922)	-	(\$10)	-	-	(\$10)	-
	04 - Provision for sundry income	-	(\$10)	-	-	(\$10)	-	-
	Sub Total - OTHER CULTURE OP/INC	(\$53,205)		(\$45,545)	-	(\$7,030)	(\$7,030)	-



Shire of York

Adopted Budget 2016/17


Descriptions	Estimated	Adopted Budget		Adopted Budget			
	Actuals	2015-16		2016-17			
	2015-16	Income	Expenditure	Income	Expenditure		
Total - OTHER CULTURE	\$139,303		(\$45,545)	\$235,026	\$235,173	(\$7,030)	\$242,203
Total - RECREATION AND CULTURE	\$2,046,970		(\$876,702)	\$2,829,799	\$2,513,747	(\$664,157)	\$3,177,904
STREETS,ROADS, BRIDGES, DEPOTS - MAINTENANCE							
OPERATING EXPENDITURE							
125109 Street Cleaning	\$18,807		-	\$12,000		-	\$20,000
51 - Contractors Fees	-	\$12,000	-	-	\$20,000	-	-
125110 Road Safety Audits	\$3,630	-	-	\$3,000		-	\$3,500
51 - Materials and contracts	-	\$3,000	-	-	\$3,500	-	-
125121 Traffic Signs - Warning and Directional	\$6,383	-	-	\$8,740		-	\$9,452
50 - Direct Labour costs	-	\$845	-	-	\$1,500	-	-
40 - Labour overheads	-	\$1,175	-	-	\$2,232	-	-
51 - Materials and contracts	-	\$6,000	-	-	\$5,000	-	-
80 - Plant operation costs	-	\$720	-	-	\$720	-	-
125125 Weed Control	\$5,382	-	-	\$13,308		-	\$13,503
50 - Direct Labour costs	-	\$1,328	-	-	\$1,245	-	-
40 - Labour overheads	-	\$1,848	-	-	\$1,853	-	-
51 - Materials and contracts	-	\$9,000	-	-	\$9,243	-	-
80 - Plant operation costs	-	\$1,132	-	-	\$1,163	-	-
125128 Lighting of Streets	\$79,918	-	-	\$80,000		-	\$80,000
63 - Street light electricity	-	\$80,000	-	-	\$80,000	-	-
125129 Road Maintenance General	\$1,210,195	-	-	\$970,763		-	\$370,259
50 - Direct Labour costs	-	\$258,801	-	-	\$113,344	-	-
40 - Labour overheads	-	\$360,055	-	-	\$168,660	-	-
51 - Materials and contracts	-	\$131,319	-	-	\$48,000	-	-
80 - Plant operation costs	-	\$220,588	-	-	\$40,255	-	-
Road Maintenance - Winter Grading	-	-	-	-	-	-	\$223,906
50 - Direct Labour costs	-	-	-	-	\$34,344	-	-
40 - Labour overheads	-	-	-	-	\$51,105	-	-
51 - Materials and contracts	-	-	-	-	\$58,285	-	-
80 - Plant operation costs	-	-	-	-	\$80,172	-	-
Road Maintenance - Summer Grading	-	-	-	-	-	-	\$350,146
50 - Direct Labour costs	-	-	-	-	\$69,700	-	-
40 - Labour overheads	-	-	-	-	\$103,716	-	-
51 - Materials and contracts	-	-	-	-	-	-	-
80 - Plant operation costs	-	-	-	-	\$176,730	-	-



Shire of York

Adopted Budget 2016/17


Descriptions	Estimated	Adopted Budget		Adopted Budget	
	Actuals 2015-16	2015-16	2016-17	2015-16	2016-17
		Income	Expenditure	Income	Expenditure
Road Maintenance - Town Drainage	-	-	-	-	\$109,873
50 - Direct Labour costs	-	-	-	\$14,496	-
40 - Labour overheads	-	-	-	\$21,571	-
51 - Materials and contracts	-	-	-	\$29,000	-
51 - Contractors - Swails and Pipes	-	-	-	\$40,000	-
80 - Plant operation costs	-	-	-	\$4,806	-
125132 Bridge Maintenance	\$62,511	-	\$63,559	-	\$58,049
50 - Direct Labour costs	-	-	-	-	-
40 - Labour overheads	-	-	-	-	-
51 - Materials and contracts	-	\$30,000	-	\$30,000	-
80 - Plant operation costs	-	-	-	-	-
53 - Insurance	-	\$33,559	-	\$28,049	-
125134 Doubtful Debts - Transport	-	-	-	\$1,000	\$1,000
51 - General rebates	-	\$1,000	-	\$1,000	-
125140 Crossover Rebate	\$2,285	-	\$2,058	-	\$2,000
51 - General rebates	-	\$2,058	-	\$2,000	-
125141 Crossovers - York Estates Stage 2	-	-	-	-	-
51 - Construction contribution	-	-	-	-	-
125165 Depot Maintenance	\$68,488	-	\$75,342	-	\$80,723
50 - Direct Labour costs	-	\$13,885	-	\$17,050	-
40 - Labour overheads	-	\$19,317	-	\$25,371	-
51 - General maintenance	-	\$9,776	-	\$9,000	-
51 - Fire Extinguishers - safety & compliance	-	\$2,531	-	\$2,600	-
51 - Rubbish/Recycling Charges	-	-	-	-	-
51 - Repair Stairs and Mezzanine Floor	-	-	-	-	-
52 - Water	-	\$6,504	-	\$6,000	-
53 - Insurance	-	\$1,644	-	\$1,643	-
57 - Rates, Dangerous Goods Licence, FESA levy	-	\$1,336	-	\$1,372	-
62 - Telephone	-	\$4,109	-	\$3,000	-
63 - Electricity	-	\$4,406	-	\$4,688	-
80 - Plant operation costs	-	\$11,835	-	\$10,000	-
125170 Road Verge Maintenance	\$2,355	-	\$25,000	-	\$10,000
51 - Materials and contracts - WP contractors	-	\$25,000	-	\$10,000	-
126199 Depreciation	\$1,096,984	-	\$951,834	-	\$1,247,268
54 - Depreciation of assets	-	\$951,834	-	\$1,247,268	-
127195 Interest on Loans	\$7,744	-	\$9,304	-	\$8,035
55 - Interest payments on Loan 66 - Plant	-	\$9,304	-	\$8,035	-
Sub Total - MTCE STREETS ROADS DEPOTS OP/EXP	\$2,564,683	-	\$2,215,908	\$2,587,715	\$2,587,715



Shire of York

Adopted Budget 2016/17


Descriptions		Estimated Actuals 2015-16	Adopted Budget 2015-16		Adopted Budget 2016-17	
			Income	Expenditure	Income	Expenditure
OPERATING INCOME						
125201	Other Grants	(\$6,738)		(\$4,000)	-	(\$6,700)
	03 - MRWA Street lighting grant	-	(\$4,000)	-	-	(\$6,700)
	03 - MRWA -York/Merredin Road Safety Project 12/13	-				
	02 - MRWA -York/Merredin Road Safety Project 13/14	-				
125205	Reimbursements Taxable	(\$200)		-	-	-
	04 - Provision for miscellaneous reimbursements	-		-	-	-
121202	Road To Recovery Grants	(\$809,306)		(\$566,404)	-	(\$654,212)
	03 - Grant received from Federal Govt for nominated road projects	-	(\$566,404)	-	-	(\$654,212)
121206	Reimbursements Non Taxable	-		-	-	-
	04 - Provision for miscellaneous reimbursements	-		-	-	-
125202	Grant MRWA Direct Maintenance	(\$129,900)		(\$129,900)	-	(\$129,900)
	02 - Grant received from MRWA for unspecified road maintenance	-	(\$129,900)	-	-	(\$129,900)
125203	Grant - RRG - Roads	(\$395,613)		(\$393,859)	-	(\$380,112)
	03 - Regional Road Group Funding - York Tammin	-	(\$393,859)	-	-	(\$380,112)
	03 - Regional Road Group Funding - Spencers Brk	-				
	10 - Roadworks (50% Contribution)	-				
	10 - Footpaths	-				
125220	Developers' Contributions - Footpaths	(\$3,980)		-	-	-
	10 - Footpath Contributions	-				
121215	Grant Lggc Special Projects- Bridges	(\$30,000)		(\$30,000)	-	-
	Bridge Renewals	-				
	MRWA Bridge Contribution Knotts (\$26K) Talbot West (\$30K)	-	(\$30,000)	-	-	-
125219	Reinstatements	-		(\$1,194)	-	(\$1,242)
	04 - Provision for reimbursements	-	(\$1,194)	-	-	(\$1,242)
125221	Grant Government - Footpaths	(\$11,377)		(\$55,925)	-	-
	03 - Footpaths - Age Friendly Community - grant funded see 122403 and Dual-use	-	(\$55,925)	-	-	-
125208	Grant Govt - Black Spot Funding	(\$6,600)		(\$4,400)	-	(\$26,667)
	03 - Great Southern/Berry Brow Rd Intersection	-	(\$4,400)	-	-	(\$26,667)
	10 - Transfer from Trust - York Estates Footpaths	-				
125210	WANDRRA Income	-		-	-	(\$205,000)
	51 - Materials and contracts	-			(\$205,000)	-
	Sub Total - MTCE STREETS ROADS DEPOTS OP/INC	(\$1,393,714)		(\$1,185,682)	-	(\$1,403,833)
	Total - MTCE STREETS ROADS DEPOTS	\$1,170,969		(\$1,185,682)	\$2,215,908	\$1,183,882
						(\$1,403,833)
						\$2,587,715



Shire of York


Adopted Budget 2016/17

Descriptions	Estimated	Adopted Budget		Adopted Budget	
	Actuals	2015-16		2016-17	
	2015-16	Income	Expenditure	Income	Expenditure
TRAFFIC CONTROL					
OPERATING EXPENDITURE					
PARKING					
128101 Paint Carparks/Park Bays CBD	\$1,753	-	\$5,000	-	\$16,000
51 - Materials and contracts	-	\$5,000	-	\$7,000	-
51 - Materials and contracts - YRCC carpark	-	-	-	\$9,000	-
128103 Howick St Car Park	\$701	-	\$1,933	-	\$2,199
50 - Direct labour costs	-	\$320	-	\$402	-
40 - Labour overheads	-	\$445	-	\$598	-
51 - Materials and contracts	-	\$1,000	-	\$1,027	-
80 - Plant operation costs	-	\$168	-	\$172	-
128199 Depreciation	\$21,446	-	\$20,812	-	\$27,272
54 - Depreciation of assets	-	\$20,812	-	\$27,272	-
LICENSING					
129102 Licensing Salaries	\$43,785	-	\$67,510	-	\$52,276
50 - Salaries as per Wages Schedule	-	\$67,510	-	\$52,276	-
129103 Licensing Superannuation	\$11,072	-	\$9,789	-	\$7,580
50 - Superannuation payments associated with 129102	-	\$9,789	-	\$7,580	-
129104 Licensing Leave Provisions	-	-	\$554	-	\$562
50 - Licensing staff leave provisions	-	\$554	-	\$562	-
129401 Admin O'Heads And Labour Costs	\$55,555	-	\$65,033	-	\$93,327
50 - Allocation for total admin costs incurred by Council, transferred from 42100	-	\$65,033	-	\$93,327	-
	-	-	-	-	-
Sub Total - TRAFFIC CONTROL OP/EXP	\$134,312	-	\$170,630	\$199,217	-
OPERATING INCOME					
129202 Commission Licensing	(\$68,833)	-	(\$80,423)	-	(\$75,000)
09 - Commission received from DOT as licensing agent	-	(\$80,423)	-	(\$75,000)	-
new Reimbursements	-	-	-	(\$9,000)	-
04 - Cost of YRCC carpark testing	-	-	-	(\$9,000)	-
128204 Parking Fines	(\$965)	-	-	-	-
07 - Penalties received from parking infringements	-	-	-	-	-
Sub Total - TRAFFIC CONTROL OP/INC	(\$69,798)	(\$80,423)	-	(\$84,000)	(\$84,000)



Shire of York Adopted Budget 2016/17


Descriptions	Estimated	Adopted Budget		Adopted Budget	
	Actuals 2015-16	2015-16	2016-17	2015-16	2016-17
		Income	Expenditure	Income	Expenditure
Total - TRAFFIC CONTROL	\$64,514				
		(\$80,423)	\$170,630	\$115,217	(\$84,000)
Total - TRANSPORT	\$1,235,483	(\$1,266,105)	\$2,386,538	\$1,299,099	(\$1,487,833)
RURAL SERVICES					
OPERATING EXPENDITURE					
131108 Conservation Volunteers	-	-	\$1,500	-	\$14,102
51 - Contingency for volunteer projects	-	\$1,500	-	\$1,500	-
51 - Avon River banks restoration - seed funding	-	-	-	\$12,602	-
131109 SEAVROC - Caring for Country	\$6,901	-	\$21,663	-	\$22,248
51 - SEAVROC Caring For Country Project	-	\$21,663	-	\$22,248	-
Sub Total - RURAL SERVICES OP/EXP	\$6,901	-	\$23,163	\$36,350	-
Total - RURAL SERVICES	\$6,901	-	\$23,163	\$36,350	-
TOURISM AND AREA PROMOTION					
OPERATING EXPENDITURE					
132101 Admin O/Head & Labour Costs	\$20,833	-	\$24,387	-	\$34,998
39 - Allocation for total admin costs incurred by Council, transferred from 42100 - Info Services & Events	-	\$24,387	-	\$34,998	-
132102 Town Promotions	\$4,514	-	\$15,000	-	\$15,000
51 - Provision for expenditure on various town promotions	-	\$5,000	-	\$5,000	-
51 - Events support - Funding Pool	-	\$10,000	-	\$10,000	-
132145 Area Promotion	\$17,138	-	\$32,531	-	\$45,873
50 - Direct labour costs	-	-	-	\$5,327	-
40 - Labour overheads	-	-	-	\$7,927	-
51 - Promotion of York townsite and district - Sponsorships	-	\$15,000	-	\$15,000	-
51 - Veteran Car Club - Inkind support, banner, road closure etc	-	\$2,500	-	\$2,500	-
51 - Advertising	-	\$531	-	\$546	-
51 - Tourism Memberships	-	\$10,000	-	\$10,000	-
51 - Tourism Approved Projects YAVT	-	\$2,000	-	\$2,000	-
80 - Plant operation costs	-	-	-	-	-
51 - Contingency	-	\$2,500	-	\$2,573	-



Shire of York

Adopted Budget 2016/17


Descriptions	Estimated	Adopted Budget		Adopted Budget	
	Actuals 2015-16	2015-16	2015-16	2016-17	2016-17
		Income	Expenditure	Income	Expenditure
132146 Information Bays	\$10,960	-	\$7,545	-	\$8,175
50 - Direct labour costs	-	\$1,247	-	\$2,249	-
40 - Labour overheads	-	\$1,735	-	\$3,347	-
51 - Materials and contracts	-	\$3,500	-	\$1,000	-
51 - Signage (Events)	-	-	-	\$500	-
80 - Plant operation costs	-	\$1,063	-	\$1,079	-
132103 York Information Centre - Salaries	\$37,475	-	\$66,994	-	\$66,300
50 - Salaries as per Wages Schedule	-	\$66,994	-	\$66,300	-
50 - Support staff - events	-	-	-	-	-
132104 York Information Centre - Superannuation	\$7,872	-	\$8,557	-	\$9,614
50 - Superannuation as per Wages Schedule	-	\$8,557	-	\$9,614	-
132105 York Information Centre - Long Service Leave and Annual Leave Accrual	-	-	-	-	-
50 - Annual Leave Accrual and LSL as per Wages Schedule	-	-	-	-	-
132148 Contribution to Information services	\$21,529	-	\$39,093	-	\$36,035
51 - Information Services - Stock for resale	-	\$10,000	-	\$10,000	-
51 - Coin Machine - purchase of coins/albums/capsules/freight	-	\$3,000	-	\$3,000	-
51 - Advertising	-	\$3,000	-	\$3,000	-
51 - Brochure Production costs	-	\$5,000	-	\$5,000	-
51 - Memberships	-	\$1,000	-	\$1,000	-
51 - Security services	-	\$3,200	-	-	-
51 - Information Services - Stationery	-	\$2,000	-	\$2,058	-
51 - Information Services - Operations - incl p'copy chgs, signage, racking	-	\$9,000	-	\$9,000	-
51 - Information Services - Telephones	-	\$1,482	-	\$1,525	-
51 - Information Services - Wi-Fi connection	-	\$1,111	-	\$1,144	-
51 - Rubbish/recycling charges	-	\$300	-	\$309	-
132149 Tourist Bureau-Bldg Mtce	\$1,240	-	\$4,000	-	\$4,256
63 - Electricity	-	\$4,000	-	\$4,256	-
132150 Festival Assistance	\$46,059	-	\$74,855	-	\$121,902
50 - Direct labour costs	-	\$6,631	-	\$8,525	-
40 - Labour overheads	-	\$9,226	-	\$12,686	-
51 - Carry forward unspent 15-16	-	-	-	\$45,464	-
51 - Ag Society Rural Ambassador Promotion	-	-	-	\$1,000	-
51 - Ag Society (incl ground hire)	-	\$10,000	-	\$10,000	-
51 - York Society Photographic Awards	-	\$500	-	\$500	-
51 - Cycle Clubs event funding	-	\$2,000	-	-	-
51 - Bicycling WA - Event Funding - Town Hall use & mobile toilets	-	\$2,000	-	\$2,000	-
51 - Motorcycle Events Funding	-	\$2,500	-	\$2,500	-
51 - Children's Street Christmas Party	-	\$6,000	-	\$6,000	-
51 - York Bazaar Long Table Event	-	\$5,000	-	-	-



Shire of York

Adopted Budget 2016/17


Descriptions		Estimated	Adopted Budget		Adopted Budget			
		Actuals	2015-16		2016-17			
		2015-16	Income	Expenditure	Income	Expenditure		
	51 - Festival Support	-	\$10,000	-	-	\$12,000	-	-
	51 - Contingency	-	\$5,000	-	-	\$5,145	-	-
	51 - Medieval Fayre - includes in-kind	-	\$5,000	-	-	\$5,000	-	-
	51 -York Society Arts & Craft Awards - Contribution to hall hire	-	\$5,346	-	-	\$5,346	-	-
	80 - Plant operation costs	-	\$5,652	-	-	\$5,737	-	-
132153	Xmas Decorations/Festivities	\$6,631	-	-	\$9,781	-	-	\$13,910
	50 - Direct labour costs	-	\$2,686	-	-	\$3,887	-	-
	40 - Labour overheads	-	\$3,896	-	-	\$5,784	-	-
	51 - Materials and hire equipment	-	\$500	-	-	\$1,500	-	-
	80 - Plant operation costs	-	\$2,699	-	-	\$2,739	-	-
132154	Banner Installation & Removal	\$5,786	-	-	\$9,825	-	-	\$11,092
	50 - Direct labour costs	-	\$2,875	-	-	\$3,252	-	-
	40 - Labour overheads	-	\$4,000	-	-	\$4,839	-	-
	51 - Materials and contracts	-	\$500	-	-	\$515	-	-
	80 - Plant operation costs	-	\$2,450	-	-	\$2,487	-	-
132159	Grant Expenditure	-	-	-	-	-	-	\$32,500
	51 - Tourism WA Regional Visitors Centre funding	-	-	-	-	\$32,500	-	-
132199	Depreciation Expense	\$77	-	-	\$720	-	-	\$943
	54 - Depreciation of assets	-	\$720	-	-	\$943	-	-
		-	-	-	-	-	-	-
	Sub Total - TOURISM & AREA PROMOTION OP/EXP	\$180,114	-	-	\$293,288	\$400,597	-	\$400,597
	OPERATING INCOME							
132270	Contributions & Reimbursements Taxable	(\$39)	-	(\$1,159)	-	-	(\$1,301)	-
	04 - Provision for miscellaneous reimbursements	-	(\$1,159)	-	-	(\$1,182)	-	-
132271	Contributions & Reimbursements - Non-Taxable	-	-	(\$116)	-	-	-	-
	04 - Provision for miscellaneous reimbursements	-	(\$116)	-	-	(\$118)	-	-
132252	Brochure Advertising Income	(\$5,055)	-	(\$5,000)	-	-	(\$5,100)	-
	07 - Sale of advertising space - Information Brochures	-	(\$5,000)	-	-	(\$5,100)	-	-
132269	Government Grants	(\$16,250)	-	-	-	-	-	-
	02 - Regional Visitor Centre Sustainability Grant - funds rec'd 15-16	-	-	-	-	-	-	-
132255	Events Application fees	(\$415)	-	-	-	-	(\$1,470)	-
	07 - Fees and charges	-	-	-	-	(\$1,470)	-	-
132254	Fees and Charges	(\$1,514)	-	-	-	-	-	-
	07 - Ticket sales	-	-	-	-	-	-	-
132248	Tourist Bureau Income	(\$11,920)	-	(\$21,000)	-	-	(\$15,300)	-
	07 - Income from Information Services Sales	-	(\$15,000)	-	-	(\$15,300)	-	-
	07 - Coin Machine - sale of collector coins	-	(\$6,000)	-	-	-	-	-



Shire of York

Adopted Budget 2016/17


Descriptions		Estimated	Adopted Budget		Adopted Budget			
		Actuals 2015-16	2015-16	2016-17				
			Income	Expenditure	Income	Expenditure		
Sub Total - TOURISM & AREA PROMOTION OP/INC		(\$35,193)		(\$27,275)	-	(\$23,171)	(\$23,171)	-
Total - TOURISM & AREA PROMOTION		\$144,922		(\$27,275)	\$293,288	\$377,427	(\$23,171)	\$400,597
BUILDING CONTROL								
OPERATING EXPENDITURE								
133160	Building - Salaries	\$195,585		-	\$142,386	-	-	\$84,763
	50 - Salaries as per Wages Schedule	-	\$142,386	-	-	\$84,763	-	-
133161	Building - Superannuation	\$3,623	-	-	\$20,646	-	-	\$12,291
	50 - Super payments associated with 133160	-	\$20,646	-	-	\$12,291	-	-
133187	Engineering Advice	\$1,400	-	-	\$1,000	-	-	\$1,027
	51 - Professional advice associated with building	-	\$1,000	-	-	\$1,027	-	-
133189	Vehicle Operating Expenses - Y000 & Y837	\$2,365	-	-	\$10,566	-	-	\$10,851
	51 - Vehicle operating costs direct	-	\$10,566	-	-	\$10,851	-	-
133190	Admin O/Head & Labour Costs	\$55,555	-	-	\$65,033	-	-	\$93,327
	50 - Allocation for total admin costs incurred by Council, transferred from 42100	-	\$65,033	-	-	\$93,327	-	-
133192	Building Control Expenses-Other	\$1,686	-	-	\$37,095	-	-	\$106,304
	51 - Printing and stationery	-	\$1,500	-	-	\$1,541	-	-
	51 - Signage	-	\$1,500	-	-	\$1,541	-	-
	62 - Mobile phone charges	-	\$1,000	-	-	\$1,027	-	-
	51 - Plan Stamps	-	\$1,000	-	-	\$250	-	-
	51 - New mobile phone handset	-	\$500	-	-	\$500	-	-
	51 - New Building License Envelopes	-	\$500	-	-	\$500	-	-
	51 - Retrospective Building License Envelopes	-	\$500	-	-	\$200	-	-
	51 - Australian Standards Subscription	-	\$1,330	-	-	\$1,366	-	-
	51 - Building Costs Guide	-	\$846	-	-	\$869	-	-
	51 - Building Codes online subscription and updates	-	\$2,918	-	-	\$2,997	-	-
	51 - Training Conferences	-	\$5,000	-	-	\$5,000	-	-
	51 - Equipment	-	\$500	-	-	\$514	-	-
	51 - Scanning building files	-	-	-	-	\$5,000	-	-
	51 - Building Consultants	-	\$20,000	-	-	\$85,000	-	-
	51 - Swimming Pool inspection - 4 yrs	-	-	-	-	-	-	-
133195	Building Licence Refunds	\$86	-	-	\$121	-	-	\$124
	51 - Contingency for refund of Building licence applications	-	\$121	-	-	\$124	-	-
133196	Legal Advice Building	-	-	-	\$3,874	-	-	\$13,979
	51 - Contingency for legal advice related to Building Control disputes	-	\$3,874	-	-	\$3,979	-	-
	51 - Provision for action to improve unsightly land	-	-	-	-	\$10,000	-	-



Shire of York


Adopted Budget 2016/17

Descriptions		Estimated	Adopted Budget		Adopted Budget	
		Actuals	2015-16		2016-17	
		2015-16	Income	Expenditure	Income	Expenditure
133199	Depreciation Expense	\$2,973	-	\$6,798	-	\$8,908
	54 - Depreciation of assets	-	\$6,798	-	\$8,908	-
	Sub Total - BUILDING CONTROL OP/EXP	\$263,274	-	\$287,518	\$331,574	-
	BUILDING CONTROL OP/INC					
133204	Charges-Building Permits	(\$19,812)	(\$30,000)	-	(\$30,600)	-
	07 - Income received from Building Licence applications	-	(\$30,000)	-	(\$30,600)	-
133205	Charges-Demolition Fees	(\$95)	-	(\$206)	(\$206)	-
	07 - Contingency for fees received for Building Demolition permits	-	(\$206)	-	(\$206)	-
133206	Reimbursements - Non-Taxable	(\$8,855)	-	-	(\$8,000)	(\$8,000)
133207	Bcitr Commission	(\$264)	-	(\$464)	(\$464)	-
	09 - Commission received from BCITF applied to licences issued over \$20K	-	(\$464)	-	(\$464)	-
133208	Signs/Hoardings Charges	(\$327)	-	(\$618)	(\$618)	-
	07 - Income received from permits for signs and hoardings	-	(\$618)	-	(\$618)	-
133209	Sign Application Fee	(\$30)	-	(\$412)	(\$412)	-
	07 - Income received from sign applications	-	(\$412)	-	(\$412)	-
133210	Building Fees Taxable	(\$1,425)	-	-	-	-
	07 - Contract building services to SEAVROC and surrounding shires	-	-	-	-	-
133211	Brb Commission	(\$540)	-	(\$773)	(\$773)	-
	09 - Commission received from BRB applied to all building licences	-	(\$773)	-	(\$773)	-
133212	Transfer from Trust	-	-	-	-	-
	09 - Swimming Pool fees collected through rates	-	-	-	-	-
133215	Building Fines & Penalties	-	(\$1,000)	-	(\$1,000)	-
	04 - Reimbursement of Building legal expenses incurred	-	(\$1,000)	-	(\$1,000)	-
133213	Reimbursements - Non-Taxable	-	-	-	-	-
	Sub Total - BUILDING CONTROL OP/INC	(\$31,348)	(\$33,473)	-	(\$42,073)	(\$42,073)
	Total - BUILDING CONTROL	\$231,926	(\$33,473)	\$287,518	\$289,501	(\$42,073)
	ECONOMIC DEVELOPMENT					
	OPERATING EXPENDITURE					
138101	York Telecentre (Old Infant Health)	\$3,932	-	\$6,219	-	\$7,635
	50 - Direct labour costs	-	\$247	-	\$802	-
	40 - Labour overheads	-	\$343	-	\$1,193	-
	51 - Contribution CRC - Works in kind	-	-	-	-	-



Shire of York Adopted Budget 2016/17


Descriptions	Estimated	Adopted Budget		Adopted Budget	
	Actuals	2015-16		2016-17	
	2015-16	Income	Expenditure	Income	Expenditure
51 - General maintenance	-	\$5,000	-	-	\$5,000
53 - Property insurance	-	\$419	-	-	\$424
80 - Plant operation costs	-	\$210	-	-	\$216
138150 York Economic Development Projects	\$20,000	-	\$20,000	-	\$20,000
51 - Projects as determined	-	\$20,000	-	-	\$20,000
138102 Sponsorships/Donations	-	-	\$200	-	-
09 - Provision for sponsorships and donations associated with Other Economic Services	-	\$200	-	-	-
138160 Community/Economic Development Officer Salaries	-	-	\$40,593	-	\$76,035
50 - Salaries as per Wages Schedule	-	\$40,593	-	-	\$76,035
-138160 Community Development Officer Superannuation	-	-	\$5,886	-	\$11,025
50 - Superannuation as per Wages Schedule	-	\$5,886	-	-	\$11,025
-138160 CDO Provision for Long Service Leave	-	-	\$1,015	-	\$946
50 - Annual Leave Accrual and LSL as per Wages Schedule	-	\$1,015	-	-	\$946
Sub Total - ECONOMIC DEVELOPMENT OP/EXP	\$23,932	-	\$73,912	\$115,641	-
OPERATING INCOME					
138203 Government Grant- Records Facility	-	-	-	-	-
02 - Grant for Records Storage Facility Feasibility Study	-	-	-	-	-
138202 Telecentre Reimbursements	-	-	-	-	-
04 - Building Insurance, rates etc. reimbursed	-	-	-	-	-
Sub Total - ECONOMIC DEVELOPMENT OP/INC	-	-	-	-	-
Total - ECONOMIC DEVELOPMENT	\$23,932	-	\$73,912	\$115,641	-
OTHER ECONOMIC SERVICES					
OPERATING EXPENDITURE					
139142 Standpipes Water/Maintenance	\$8,585	-	\$8,164	-	\$7,102
50 - Direct labour costs	-	\$667	-	-	\$378
40 - Labour overheads	-	\$928	-	-	\$562
51 - Supply & install limiting valves - Ham Sdg/Burges S/pipes	-	-	-	-	-
80 - Plant operation costs	-	\$569	-	-	-
51 - Materials and contracts incl. Compliance Certificates	-	\$6,000	-	-	\$6,162



Shire of York

Adopted Budget 2016/17


Descriptions		Estimated	Adopted Budget		Adopted Budget	
		Actuals	2015-16		2016-17	
		2015-16	Income	Expenditure	Income	Expenditure
139143	Standpipes-Water	\$40,167	-	\$45,525	-	\$48,575
	52 - Water	-	\$45,525	-	\$48,575	-
139144	Community Bus Operation	\$2,337	-	\$6,750	-	\$6,938
	51 - Materials and contracts	-	\$6,500	-	\$6,676	-
	51 - Rubbish/recycling charges	-	-	-	-	-
	53 - Insurance	-	\$250	-	\$263	-
139199	Depreciation Expense	\$7,712	-	\$14,453	-	\$18,939
	54 - Depreciation of assets	-	\$14,453	-	\$18,939	-
	Sub Total - OTHER ECONOMIC SERVICES OP/EXP	\$58,801	-	\$74,892	\$81,554	\$81,554
	OPERATING INCOME					
139255	Charges-Extractive Industry Licence	-	(\$412)	-	(\$412)	-
	07 - Income received from Extractive Industry licences	-	(\$412)	-	(\$412)	-
139256	Charges-Sale Water	(\$63,117)	(\$55,529)	-	(\$56,640)	-
	07 - Income received from water sold from Council-owned standpipes	-	(\$55,529)	-	(\$56,640)	-
New	Community Bus Income - Grants	-	-	-	(\$70,000)	-
	03 - Grant funding - subject to application	-	-	-	(\$70,000)	-
139259	Community Bus Income	(\$7,200)	(\$10,000)	-	(\$10,200)	-
	07 - Income received from the hire of the Community Bus - excess income to be transferred to reserve.	-	(\$10,000)	-	(\$10,200)	-
	Sub Total - OTHER ECONOMIC SERVICES OP/INC	(\$70,317)	(\$65,941)	-	(\$137,252)	(\$137,252)
	Total - OTHER ECONOMIC SERVICES	(\$11,515)	(\$65,941)	\$74,892	(\$55,697)	\$81,554
	Total - ECONOMIC SERVICES	\$396,164	(\$126,689)	\$752,773	\$763,222	\$965,717
	PRIVATE WORKS					
	OPERATING EXPENDITURE					
141001	Various Private Works	\$11,109	-	\$40,116	-	\$22,693
	50 - Direct labour costs	-	\$9,285	-	\$3,695	-
	40 - Labour overheads	-	\$12,917	-	\$5,498	-



Shire of York

Adopted Budget 2016/17


Descriptions		Estimated	Adopted Budget		Adopted Budget			
		Actuals	2015-16		2016-17			
		2015-16	Income	Expenditure	Income	Expenditure		
	51 - Materials and contracts	-	\$10,000	-	-	\$10,000	-	-
	80 - Plant operation costs	-	\$7,914	-	-	\$3,500	-	-
	Sub Total - PRIVATE WORKS OP/EXP	\$11,109		-	\$40,116	\$22,693	-	\$22,693
	OPERATING INCOME							
142021	Charges-Private Works	(\$8,079)		(\$51,500)	-		(\$35,000)	-
	07 - Income received from the undertaking of private works	-	(\$51,500)	-	-	(\$35,000)	-	-
	Sub Total - PRIVATE WORKS OP/INC	(\$8,079)		(\$51,500)	-	(\$35,000)	(\$35,000)	-
	Total - PRIVATE WORKS	\$3,030		(\$51,500)	\$40,116	(\$12,307)	(\$35,000)	\$22,693
	PUBLIC WORKS OVERHEADS							
	OPERATING EXPENDITURE							
001064	Less Allocated-Works/Services	(\$930,745)		-	(\$1,033,355)		-	(\$1,184,457)
	40 - Overheads allocated	-	(\$1,033,355)	-	-	(\$1,184,457)	-	-
143158	Admin O/Head & Labour Costs	\$215,277	-	-	\$252,001	-	-	\$361,643
	50 - Allocation provided for total admin costs incurred by Council, transferred from acct 42100	-	\$252,001	-	-	\$361,643	-	-
143160	Engineering Office/Other Exp	\$17,548		-	\$55,267		-	\$49,558
	51 - General expenses	-	\$2,348	-	-	\$2,500	-	-
	51 - Software	-	\$5,000	-	-	\$1,000	-	-
	51 - IT Support & computer maintenance	-	\$531	-	-	\$500	-	-
	51 - General office expenses	-	\$5,000	-	-	\$5,000	-	-
	51 - Colour Printer plus toners	-	\$1,045	-	-	\$1,020	-	-
	51 - Roman Road Mgmt System maintenance	-	\$10,290	-	-	\$10,000	-	-
	51 - Road and Access Infr Asset Plan Development	-	-	-	-	\$10,000	-	-
	51 - Infrastructure valuations	-	\$21,000	-	-	\$10,000	-	-
	51 - Safety Equipment upgrades	-	\$3,522	-	-	\$3,500	-	-
	51 - Roman Road Mgmt System Licence fee payable to WALGA	-	\$6,531	-	-	\$6,038	-	-
143161	Superannuation Of Workmen	\$133,631		-	\$133,545		-	\$122,934
	50 - Superannuation payments as per Wages Schedule - outside staff	-	\$133,545	-	-	\$122,934	-	-
143162	Sick/Holiday Pay	\$130,814		-	\$123,953		-	\$130,907
	50 - Holiday pay as per Wages Schedule	-	\$76,760	-	-	\$81,296	-	-
	50 - Sick pay as per Wages Schedule	-	\$15,731	-	-	\$16,537	-	-
	50 - Public Holidays as per Wages Schedule	-	\$31,462	-	-	\$33,074	-	-



Shire of York

Adopted Budget 2016/17


Descriptions	Estimated	Adopted Budget		Adopted Budget	
	Actuals 2015-16	2015-16	2016-17	2015-16	2016-17
		Income	Expenditure	Income	Expenditure
143164 Protective Clothing	\$10,135	-	\$6,500	-	\$7,059
50 - Provision for purchase of protective clothing and safety equipment	-	\$6,500	-	\$7,059	-
143166 Salary Allowances	\$170	-	-	-	-
143167 Meeting Attendance	\$6,965	-	\$8,689	-	\$8,397
50 - Employee costs	-	\$8,189	-	\$8,397	-
51 - Materials and contracts	-	\$500	-	-	-
143168 Safety Management	\$3,291	-	\$2,794	-	\$2,000
50 - Employee costs	-	\$719	-	-	-
51 - Contingency provision for OHS and related matter	-	\$2,075	-	\$2,000	-
143171 Staff Training	\$10,360	-	\$18,034	-	\$17,333
50 - Employee costs	-	\$8,034	-	\$7,333	-
51 - Materials & Contracts	-	\$10,000	-	\$10,000	-
143172 Service Pay-Workmen	\$23,740	-	\$26,781	-	\$30,147
50 - Service pay allowance	-	\$8,489	-	\$9,529	-
50 - Safety Bonus as per agreement	-	\$5,300	-	\$5,200	-
50 - Adverse working allowance	-	\$12,992	-	\$15,418	-
143173 Eng Consultant/Surveying Fee	\$12,190	-	\$10,000	-	\$10,000
51 - Materials and contracts	-	-	-	-	-
51 - Provision for professional engineering services and/or consultancy, accommodation etc	-	\$10,000	-	\$10,000	-
143175 Sundry Tools Purchase	\$1,596	-	\$2,348	-	\$2,400
51 - Contingency for purchase of sundry tools and other minor equipment	-	\$2,348	-	\$2,400	-
143178 Long Service Leave	\$14,597	-	\$4,175	-	\$4,395
50 - Annual provision for LSL accruals	-	\$4,175	-	\$4,395	-
143179 Insurance	\$82,772	-	\$80,811	-	\$70,810
53 - Public Liability	-	\$22,000	-	\$21,844	-
53 - Workers' Compensation	-	\$57,874	-	\$48,058	-
53 - Personal Accident	-	\$674	-	\$708	-
53 - Transit	-	\$263	-	\$200	-
143180 Time In Lieu Taken	-	-	-	-	-
50 - Contingency for TIL entitlements accrued by Works staff	-	-	-	-	-
143181 Works Supervision Salaries	\$253,245	-	\$255,486	-	\$311,602
50 - Salaries as per Wages Schedule	-	\$255,486	-	\$311,602	-
143182 Vehicle Operating Expenses Building Mtce	\$23,548	-	\$15,665	-	\$15,635
51 - Materials and contracts	-	\$14,088	-	\$14,000	-
53 - Insurance	-	\$638	-	\$670	-
57 - Other expenditure	-	\$939	-	\$965	-
143183 Shire Engineer Vehicle Mtce	\$12,171	-	\$6,125	-	\$6,296
51 - Parts and repairs including fuel and oil	-	\$5,452	-	\$5,599	-
53 - Insurance	-	\$250	-	\$263	-



Shire of York

Adopted Budget 2016/17


Descriptions	Estimated Actuals 2015-16	Adopted Budget 2015-16		Adopted Budget 2016-17			
		Income	Expenditure	Income	Expenditure		
57 - Other expenditure	-	\$423	-	-	\$434	-	-
143184 Housing Mtce - Engineer	\$10,257	-	\$13,238	-	-	-	\$9,828
50 - Direct labour costs	-	\$1,850	-	-	\$1,000	-	-
51 - Materials and contracts	-	\$2,616	-	-	\$2,686	-	-
51 - Repair Walls and Ceiling Cracking	-	-	-	-	\$2,000	-	-
51 - Garden maintenance expenses incl retic	-	\$5,000	-	-	\$250	-	-
52 - Water	-	\$650	-	-	\$694	-	-
62 - Telephone	-	\$1,174	-	-	\$1,206	-	-
53 - Insurance	-	\$507	-	-	\$513	-	-
57 - Other expenditure	-	\$1,441	-	-	\$1,479	-	-
143199 Depreciation	\$11,047	-	\$17,944	-	-	-	\$23,513
54 - Depreciation of assets	-	\$17,944	-	-	\$23,513	-	-
Sub Total - PUBLIC WORKS O/HEADS OP/EXP	\$42,611	-	\$0	-	\$0	-	\$0
OPERATING INCOME							
143214 Rent Received Engineer's House	(\$7,650)	-	(\$7,800)	-	-	(\$7,800)	-
07 - Rent received for Osnaburg Rd residence	-	(\$7,800)	-	-	(\$7,800)	-	-
143293 Reimbursements Non-Taxable Supply	(\$15,816)	-	(\$12,000)	-	-	(\$12,000)	-
04 - Staff trainee subsidy	-	-	-	-	-	-	-
04 - Diesel fuel rebate	-	(\$12,000)	-	-	(\$12,000)	-	-
143294 Reimbursement Taxable Supply - Regional Services	(\$432)	-	-	-	-	-	-
143297 Sundry Equipment Sales	(\$123)	-	(\$1,000)	-	-	(\$1,000)	-
07 - Fees and charges - Sale of Scrap	-	(\$1,000)	-	-	(\$1,000)	-	-
Sub Total - PUBLIC WORKS O/HEADS OP/INC	(\$24,021)	-	(\$20,800)	-	(\$20,800)	(\$20,800)	-
Total - PUBLIC WORKS OVERHEADS	\$18,590	-	(\$20,800)	\$0	(\$20,800)	(\$20,800)	\$0
PLANT OPERATIONS COSTS							
OPERATING EXPENDITURE							
001084 Less Allocated-Works/Services	(\$492,970)	-	(\$615,856)	-	-	-	(\$800,865)
80 - Plant overheads and depreciation recovered	-	(\$615,856)	-	-	(\$800,865)	-	-
014203 Plant Repair Wages	\$119,108	-	\$33,608	-	-	-	\$114,641
50 - Direct labour costs	-	\$14,055	-	-	\$46,077	-	-



Shire of York

Adopted Budget 2016/17


	Descriptions	Estimated	Adopted Budget		Adopted Budget			
		Actuals	2015-16		2016-17			
		2015-16	Income	Expenditure	Income	Expenditure		
	40 - Labour overheads	-	\$19,553	-	-	\$68,564	-	-
014204	Tyres And Tubes	\$10,293	-	\$20,000	-	-	-	\$20,540
	51 - Purchase of tyres and tubes for Council's fleet allocated to plant number	-	\$20,000	-	-	\$20,540	-	-
014205	Parts And Repairs	\$118,057	-	\$87,465	-	-	-	\$89,827
	51 - Purchase of parts and mechanical repairs for Council's fleet	-	\$87,465	-	-	\$89,827	-	-
014206	Insurance And Licences	\$24,603	-	\$25,824	-	-	-	\$21,560
	53 - Insurance	-	\$18,324	-	-	\$14,060	-	-
	57 - Licences	-	\$7,500	-	-	\$7,500	-	-
014207	Fuel And Oil	\$122,555	-	\$120,000	-	-	-	\$123,240
	51 - Purchase of fuels and oils for Council's fleet	-	\$120,000	-	-	\$123,240	-	-
014209	Grader Blades And Cutting Edges	-	-	\$6,000	-	-	-	\$6,162
	51 - Grader Blades	-	\$6,000	-	-	\$6,162	-	-
142102	General Administration Alloc	\$13,889	-	\$16,258	-	-	-	\$23,332
	50 - Allocation for total admin costs incurred by Council, transferred from 42100	-	\$16,258	-	-	\$23,332	-	-
142101	Depreciation	\$216,596	-	\$305,527	-	-	-	\$400,358
	54 - Depreciation of assets	-	\$305,527	-	-	\$400,358	-	-
142807	Tools For Plant Maintenance	-	-	\$1,174	-	-	-	\$1,206
	51 - Purchase of tools used for maintenance on Council's fleet	-	\$1,174	-	-	\$1,206	-	-
	Sub Total - PLANT OPERATIONS COSTS OP/EXP	\$132,131	-	(\$0)	\$0	-	-	\$0
	Total - PLANT OPERATIONS COSTS	\$132,131	-	(\$0)	\$0	-	-	\$0
	MATERIALS AND STOCK							
	OPERATING EXPENDITURE							
	1100 Opening Stock	-	-	\$4,868	-	-	-	(\$932)
	1088 Material Purchases	-	-	\$144,200	-	-	-	\$123,240
	1099 Less Material Allocated	-	-	(\$150,000)	-	-	-	(\$120,000)
	1100 Closing Stock	-	-	\$932	-	-	-	(\$2,308)
	Sub Total - MATERIALS AND STOCK	-	-	-	-	-	-	-
	Total - MATERIALS AND STOCK	-	-	-	-	-	-	-
	SALARIES AND WAGES							



Shire of York

Adopted Budget 2016/17


Descriptions	Estimated	Adopted Budget		Adopted Budget		
	Actuals	2015-16		2016-17		
	2015-16	Income	Expenditure	Income	Expenditure	
OPERATING EXPENDITURE						
001101	Gross Total For Year	\$2,933,090	-	\$3,536,300	-	\$3,802,959
	50 - Total salaries and wages payable to all staff	-	\$3,536,300	-	\$3,802,959	-
001102	Less Salaries & Wages Alloc	(\$2,950,506)	-	(\$3,536,300)	-	(\$3,802,959)
	50 - Total salaries and wages payable to all staff reallocated to other sub-program salaries and wages accounts	-	(\$3,536,300)	-	(\$3,802,959)	-
001103	Unallocated Salaries & Wages	-	-	-	-	-
	50 - Provision for allocation errors of salaries and wages	-	-	-	-	-
145141	Workers Compensation	\$19,024	-	\$5,000	-	\$5,000
	50 - Salaries and wages paid to staff on W/C related leave	-	\$5,000	-	\$5,000	-
145250	Reimbursements-Workers Comp	(\$22,094)	-	(\$5,000)	-	(\$5,000)
	50 - Salaries and wages paid to staff on W/C related leave	-	(\$5,000)	-	(\$5,000)	-
	Sub Total - SALARIES AND WAGES OP/EXP	(\$20,486)	-	-	-	-
	Total - SALARIES AND WAGES	(\$20,486)	-	-	-	-
OPERATING EXPENDITURE						
144181	Property Transaction Settlement Costs	\$13,348	-	\$5,000	-	\$5,000
	57 - Settlement costs for sale of Council land	-	\$3,000	-	\$3,000	-
	51 - Valuation fees	-	\$2,000	-	\$2,000	-
146111	Loan Redemption Interest - Lot 25 & 27 South St	\$10,281	-	-	-	-
146170	General Maintenance - Lots 2-6 Avon Tce	-	-	\$500	-	\$500
	51 - Materials and contracts	-	\$500	-	\$500	-
146167	Local Disaster-Fire/Flood Etc	-	-	-	-	-
	57 - Other expenditure	-	-	-	-	-
146171	Housing Mtce - Other Rentals	\$21,124	-	\$19,054	-	\$21,050
	50 - Direct labour costs	-	\$3,437	-	\$3,489	-
	40 - Labour overheads	-	\$4,781	-	\$4,853	-
	51 - Materials and contracts	-	\$5,000	-	\$5,075	-
	51 - Garden maintenance expenses	-	\$500	-	\$508	-
	52 - Water	-	\$1,000	-	\$1,015	-
	53 - Insurance	-	\$1,466	-	\$2,462	-
	57 - Other expenditure, Rates etc	-	\$2,870	-	\$3,649	-
146172	Sundry Expenditure - Other	\$22,615	-	\$3,000	-	\$13,886
	53 - Insurance	-	-	-	\$886	-



Shire of York

Adopted Budget 2016/17


Descriptions		Estimated	Adopted Budget		Adopted Budget			
		Actuals	2015-16		2016-17			
		2015-16	Income	Expenditure	Income	Expenditure		
	51 - Materials and contracts	-	\$3,000	-	-	\$13,000	-	-
	Sub Total - UNCLASSIFIED OP/EXP	\$67,368	-	\$27,554	\$40,436	-	\$40,436	-
	OPERATING INCOME							
146274	Other-Lease Reserve	(\$2,810)	-	-	-	-	-	-
	07 - Lease income received	-	-	-	-	-	-	-
146267	Local Disaster - Donations & Contributions	(\$412)	-	-	-	-	-	-
	03 - Disaster Contributions	-	-	-	-	-	-	-
146276	Sundry Income Non-Taxable Supply	(\$811)	-	-	-	-	-	-
146277	Grants Operating - Unclassified	(\$3,124)	-	-	-	-	-	-
146278	Property Transaction Settlement Costs	(\$1,554)	-	-	-	-	-	-
146271	Housing Rent Received	(\$26,500)	-	(\$26,000)	-	-	(\$27,040)	-
	07 - Rent Income - Other rentals	-	(\$26,000)	-	-	(\$27,040)	-	-
	Sub Total - UNCLASSIFIED OP/INC	(\$35,211)	-	(\$26,000)	-	(\$27,040)	(\$27,040)	-
	Total - UNCLASSIFIED	\$32,157	-	(\$26,000)	\$27,554	\$13,396	(\$27,040)	\$40,436
	Total - OTHER PROPERTY AND SERVICES	\$165,422	(\$1,041,402)	(\$98,300)	\$67,670	(\$19,711)	(\$82,840)	\$63,129
	EXPENDITURE - TRANSFERS TO RESERVE							
	Interest Earned on Reserve					\$47,558	-	\$47,558
043143	Transfer To Reserve Funds	\$12,238	-	\$33,132	-	-	-	\$70,000
	59 - Interest earned - Archives Reserve 37	-	-	-	-	-	-	-
	59 - Interest earned - Leave Reserve 6	-	\$13,105	-	-	-	-	-
	59 - Transfer Leave entitlements	-	\$20,000	-	-	\$20,000	-	-
	59 - Interest earned - Building Reserve 30	-	\$27	-	-	-	-	-
	59 - Transfer to Building Reserve 30	-	-	-	-	\$50,000	-	-
	59 - Interest earned - Strategic Planning Reserve 43	-	-	-	-	-	-	-
068301	Transfer To Reserve - Aged Facilities	\$12,694	-	\$5,803	-	-	-	-
	59 - Interest earned - Pioneer Memorial Lodge	-	\$2,649	-	-	-	-	-
	59 - Interest earned - Centennial Gardens Reserve	-	\$3,154	-	-	-	-	-
101375	Transfer To Reserve - Refuse Site	\$3,984	-	\$4,391	-	-	-	-
	59 - Interest earned - Refuse Site Reserve	-	\$4,391	-	-	-	-	-
	59 - Operating Profit transferred to Refuse Site Development Reserve	-	-	-	-	-	-	-



Shire of York

Adopted Budget 2016/17


Descriptions		Estimated	Adopted Budget		Adopted Budget	
		Actuals	2015-16		2016-17	
		2015-16	Income	Expenditure	Income	Expenditure
106301	Transfer To Reserve - Town Planning	\$2,928	-	\$3,056	-	-
	59 - Interest earned - Town Planning Reserve	-	-	-	-	-
	59 - Transfer to Town Planning Reserve	-	-	-	-	-
	59 - Interest earned - Industrial Land Reserve	-	\$3,056	-	-	-
109390	Transfer To Reserve - Cemetery	\$581	-	-	-	-
	59 - Interest earned - York Cemetery Reserve	-	-	-	-	-
111305	Transfer To Reserve	-	-	-	-	-
	59 - Interest earned - York Town Hall Reserve	-	-	-	-	-
113351	Transfer To Reserve - Bowling Facilities	\$4,081	-	\$4,195	-	\$4,000
	59 - Transfer to Reserve - Forrest Oval Surfaces - Bowls - Green fees received 50%	-	\$4,000	-	\$4,000	-
	59 - Interest earned - Bowling Greens	-	\$195	-	-	-
	59 - Transfer to Reserve - Bowls Lights 50% income	-	-	-	-	-
113352	Transfer To Reserve - Tennis Facilities	\$621	-	\$777	-	\$750
	59 - Transfer to Reserve - Forrest Oval Surfaces - Tennis - Green fees received 50%	-	\$750	-	\$750	-
	59 - Interest earned - Tennis Greens	-	\$27	-	-	-
	59 - Transfer to Reserve - Tennis Lights 50% income	-	-	-	-	-
113350	Transfer To Reserve - Forrest Oval Lights	\$1,512	-	\$1,053	-	\$2,000
	59 - Transfer to Reserve - Forrest Oval Lights 50% income	-	\$1,000	-	\$2,000	-
	59 - Interest earned - Forrest Oval Lights Reserve 51	-	\$53	-	-	-
113353	Transfer To Reserve - Netball Facilities	-	-	-	-	-
	59 - Interest earned - Netball	-	-	-	-	-
	59 - Transfer to Reserve - Netball 50% income	-	-	-	-	-
113304	Transfer To Reserve	\$612	-	\$313	-	-
	59 - Interest earned - Avon River Reserve 9	-	-	-	-	-
	59 - Interest earned - Recreation Reserve 8	-	-	-	-	-
	59 - Transfer to Recreation Reserve 30	-	-	-	-	-
	59 - Transfer to Reserve - Rec Memberships 1/3	-	-	-	-	-
	59 - Proceeds from Sale of Land Transfer to Recreation Complex Reserve	-	-	-	-	-
	59 - Interest earned - POS Reserve 23	-	-	-	-	-
	59 - Transfer to POS Reserve 23	-	-	-	-	-
	59 - Interest earned - RSL Memorial Reserve 46	-	\$313	-	-	-
118303	Transfer To Reserve Funds	\$131	-	-	-	-
	59 - Interest earned - Residency Museum 26	-	-	-	-	-
127308	Transfer To Plant Reserve 4	\$314,542	-	\$315,462	-	\$300,000
	59 - Interest earned - Plant Reserve 4	-	\$9,935	-	-	-
	59 - Plant Reserve operating contribution	-	\$305,527	-	\$300,000	-
144381	Transfer To Land & Infrastructure Development Reserve	\$2,084	-	\$2,296	-	-
	59 - Interest earned - Land and Infrastructure Development Reserve 50	-	\$2,296	-	-	-
	59 - Transfer proceeds from sale of Lots 1-3 and 301 Avon Tce	-	-	-	-	-



Shire of York

Adopted Budget 2016/17


Descriptions		Estimated Actuals 2015-16	Adopted Budget 2015-16		Adopted Budget 2016-17	
			Income	Expenditure	Income	Expenditure
	59 - Transfer proceeds from sale of Lot 56 Cnr Panmure Rd & Lincoln St	-		-		-
	59 - Transfer proceeds from sale of Dinsdale St house	-		-		-
	59 - Transfer to Land & Infrastructure Reserve			-		-
146301	Transfer To Reserve	\$652		\$718		-
	59 - Interest earned - Greenhills Townsite Reserve 47	-	\$718	-		-
122405	Transfer To Reserve	\$1,792		\$1,975		\$120,000
	59 - Interest earned - Main Street (CBD) 42	-		-		-
	59 - Transfer to Main Street Reserve 42	-		-		-
	59 - Interest earned - Roads Reserve 49	-	\$1,975	-		-
	59 - Transfer to Roads reserve	-		-	\$120,000	-
128301	Transfer To Car Parking Reserve 27	\$385		\$425		-
	59 - Transfers to reserve - Settlers - 70 bays	-		-		-
	59 - Interest earned - Carparking Reserve	-	\$425	-		-
139502	Transfer To Community Bus Reserve 24	\$6,373		\$4,272		\$3,262
	59 - Interest earned - Community Bus Reserve	-	\$1,890	-		-
	59 - Community Bus transfer (operating profit)	-	\$2,382	-	\$3,262	-
133302	Transfer To Disaster Reserve 35	\$717		\$790		-
	59 - Interest earned - Disaster Reserve	-	\$790	-		-
	Sub Total - TRANSFER TO OTHER COUNCIL FUNDS	\$365,927		\$378,658	\$547,570	\$547,570
	INCOME - TRANSFERS FROM RESERVE					
041428	Transfer Of Seavroc Funds From Tied Funds Reserve	(\$12,020)		(\$53,053)		(\$41,033)
	10 - SEAVROC Awareness Training	-	(\$11,374)	-	(\$11,374)	-
	10 - SEAVROC You're Welcome project	-	(\$11,602)	-	(\$11,602)	-
	10 - Tfr from Tied Funds Reserve (40) Bridge Upgrades Funding	-	(\$30,077)	-	(\$18,057)	-
044050	Transfer From Reserve - Governance / Admin	(\$7,740)		(\$13,888)		(\$119,054)
	10 - Reserve 37 Archives - Records Management - Compactus & safe	-	(\$6,324)	-	(\$6,324)	-
	10 - Transfer from Leave Reserve 6	-		-	(\$112,730)	-
	10 - Strategic Planning	-	(\$7,564)	-		-
067401	Transfer From Reserve -Centennial Units	-		(\$18,528)		(\$7,020)
	10 - Operating loss of Centennial Units	-	(\$18,528)	-	(\$7,020)	-
068401	Transfer From Reserve Pml	(\$10,406)		(\$32,000)		(\$43,614)
	10 - Operating loss of Pioneer Memorial Lodge	-	(\$2,000)	-		-
	10 - Renewals	-	(\$30,000)	-	(\$43,614)	-
101427	Transfer From Reserve - Waste Management	-		(\$6,118)		(\$6,118)
	10 - Transfer funds to repay SEAVROC Shires see 101105	-	(\$6,118)	-	(\$6,118)	-
	10 - Fencing at Waste Transfer Station - from Waste Mgmt Reserve	-		-		-



Shire of York

Adopted Budget 2016/17


Descriptions	Estimated	Adopted Budget		Adopted Budget	
	Actuals 2015-16	2015-16 Income	2015-16 Expenditure	2016-17 Income	2016-17 Expenditure
10 - Operating Loss for Waste Transfer Station	-	-	-	-	-
106426 Trans From Reserve	-	-	(\$6,682)	-	-
10 - TPS Scheme Review from Reserve 7 CLOSE	-	(\$6,682)	-	-	-
109403 Transfer From Reserve 44	(\$20,727)	-	(\$24,948)	-	(\$4,802)
10 - Cemetery upgrade - extra graves, internal roads etc - Niche Wall CLOSE	-	(\$24,948)	-	(\$4,802)	-
109404 Transfer From Avon River Reserve CLOSE 15-16	-	-	(\$14,120)	-	-
10 - Transfer from Avon River Reserve (9) and Public Open Space (23) - Shade Shelter	-	(\$14,120)	-	-	-
10 - Transfer from Avon River Reserve 9 - Swing Bridge footpath approach	-	-	-	-	-
111402 Transfer From Reserve	-	-	-	-	-
10 - Transfer from Town Hall Reserve (45) - Lighting Upgrades	-	-	-	-	-
10 - Transfer Town Hall Res (45) - Lift Awning	-	-	-	-	-
113401 Transfer From Rec Reserve	-	-	-	-	-
113402 Transfer From Reserve - Recreation Related	-	-	-	-	-
10 - YAC Leadership Program (Leeuwin) from Tied Funds Reserve 40	-	-	-	-	-
10 - Recreation Complex Reserve (8) Function Centre IT Equip & Kitchen Utensils CLOSE	-	-	-	-	-
10 - Carpark Reserve (8)	-	-	-	-	-
10 - Recreation Complex Reserve (8) Gym Equip	-	-	-	-	-
118301 Transfer From Reserve Museum	-	-	(\$5,648)	-	-
10 - Residency Museum upgrades CLOSE 15-16	-	(\$5,648)	-	-	-
10 - Residency Museum - Monitored Alarm System	-	-	-	-	-
127401 Transfer From Reserve Plant Replacement	(\$185,172)	-	(\$295,000)	-	(\$280,000)
10 - Transfer from Plant Replacement Reserve	-	(\$295,000)	-	(\$280,000)	-
134001 Transfers From Infrastructure Reserve 50	-	-	-	-	-
10 - Transfer from Infrastructure Reserve (50) Energy Efficiency Project	-	-	-	-	-
10 - Transfer from Infrastructure Reserve (50) Air Conditioning Enclosure	-	-	-	-	-
10 - Transfer from Infrastructure Reserve (50) Solar Panels	-	-	-	-	-
10 - Transfer from Infrastructure Reserve (50) Relocate Talbot Fire Shed over 2 years	-	-	-	-	-
10 - Transfer from RSL Reserve - Flag Poles	-	-	-	-	-
10 - Transfer from Infrastructure Reserve (50) Cemetery Infrastructure	-	-	-	-	-
10 - Transfer from Infrastructure Reserve (50) Purchase Easement Lot 51	-	-	-	-	-
10 - Transfer from Infrastructure Reserve (50) Car Park	-	-	-	-	-
10 - Transfer from Reserve - Gravel Supplies	-	-	-	-	-
146401 Transfer From Reserve Land Development Reserve	-	-	-	-	-
122504 Transfer From Reserve - Greenhills Projects	-	-	(\$22,500)	-	(\$22,500)
10 - Greenhills Townsite Redev. Reserve 47	-	(\$22,500)	-	(\$22,500)	-
122503 Transfer From Reserve - Roads Reserve 49	(\$50,000)	-	(\$50,000)	-	-
10 - Transfer from Road Reserve 49	-	(\$50,000)	-	-	-
122505 Transfer From Reserve - Main Street Reserve 42	-	-	-	-	-
Transfer From Reserve - Main Street Reserve 42	-	-	-	-	-



Shire of York

Adopted Budget 2016/17


Descriptions	Estimated Actuals 2015-16		Adopted Budget 2015-16		Adopted Budget 2016-17		
			Income	Expenditure	Income	Expenditure	
139403 Tfr from Community Bus Reserve	-		-	-	-	(\$70,000)	-
10 - From Community Bus Reserve 24	-		-	-	(\$70,000)	-	-
Total - TRANSFER FROM OTHER COUNCIL FUNDS	(\$286,065)		(\$542,484)	-	(\$594,141)	(\$594,141)	-
Total - FUND TRANSFER	\$79,862		(\$542,484)	\$378,658	(\$46,571)	(\$594,141)	\$547,570
000000 (Surplus) / Deficit - Carried Forward	(\$1,998,492)	(\$1,241,474)	(\$1,241,474)	-	(\$1,421,808)	(\$1,421,808)	-
Sub Total - SURPLUS C/FWD	(\$1,998,492)		(\$1,241,474)	-	(\$1,421,808)	(\$1,421,808)	-
Total - SURPLUS	(\$1,998,492)		(\$1,241,474)	-	(\$1,421,808)	(\$1,421,808)	-
LONG TERM LOANS							
Sub Total - LONG TERM LOANS			-	-	-	-	-
Total - DEFERRED ASSETS			-	-	-	-	-
LIABILITY LOANS							
EXPENDITURE							
109388 Principal On Loans - Water Supply	\$6,248		-	\$6,248	-	-	-
59 - Water Supply Buckingham SSL 60	-	\$6,248	-	-	-	-	-
new Principal On Loans - Swimming Pool Upgrades	-		-	-	-	-	\$3,500
59 - ... Loan 68P	-		-	-	\$3,500	-	-
146311 Principal On Loans - Town Square Development	\$26,645		-	\$51,072	-	-	\$54,612
59 - ... Loan 67 Old Convent School	-	\$51,072	-	-	\$54,612	-	-
113308 Loan Redemption Principal - Forrest Oval Redevelopment	\$88,393		-	\$88,394	-	-	\$93,544
59 - Forrest Oval Redevelopment Stage 1 - Loan 62	-	\$44,401	-	-	\$47,242	-	-
59 - Forrest Oval Redevelopment Stage 2 - Loan 63	-	\$17,186	-	-	\$18,088	-	-
59 - New Forrest Oval Facilities Loan 64	-	\$26,807	-	-	\$28,214	-	-
118311 Principal Repayments - Archive Centre	\$10,856		-	\$10,856	-	-	\$11,396
59 - Archives Facility - Loan 65	-	\$10,856	-	-	\$11,396	-	-
127305 Loan Principal Repayments - Plant Purchases	\$44,379		-	\$44,378	-	-	\$45,648
59 - Loan 66 Principal repayment for purchase of plant	-	\$44,378	-	-	\$45,648	-	-



Shire of York

Adopted Budget 2016/17


Descriptions	Estimated	Adopted Budget		Adopted Budget		
	Actuals	2015-16		2016-17		
	2015-16	Income	Expenditure	Income	Expenditure	
Sub Total - LOAN REPAYMENTS	\$176,521	-	\$200,948	\$208,700	-	\$208,700
INCOME						
109405 Principal Repaid Ssl 60	-	(\$6,248)	-	-	-	-
10 - Water Loan 60 - principal repaid	-	(\$6,248)	-	-	-	-
112401 Loan Proceeds - Swimming Pool	-	-	-	(\$380,000)	-	-
10 - Swimming Pool	-	-	-	(\$380,000)	-	-
146405 Loan Proceeds - Town Square	(\$625,000)	(\$625,000)	-	-	-	-
10 - Lot 800, 801 South Street York	-	(\$625,000)	-	-	-	-
Sub Total - LOANS RAISED	(\$625,000)	(\$631,248)	-	(\$380,000)	(\$380,000)	-
Total - NON CURRENT LIABILITIES	(\$448,479)	(\$631,248)	\$200,948	(\$171,300)	(\$380,000)	\$208,700
000000 Depreciation Written Back	(\$2,245,532)	(\$1,972,219)	-	(\$1,972,219)	(\$2,584,364)	-
Profit/Loss on Sale of Assets Written Back	-	-	-	-	-	-
000000 Book Value of Assets Sold Written Back	-	(\$393,600)	-	(\$393,600)	(\$292,150)	-
000000 Long Service Leave - Cash at Bank	(\$11,891)	-	-	-	-	-
000000 Deferred Pensioner Rates	-	-	-	-	-	-
000000 Accrued Leave Provisions	-	-	-	-	-	-
Sub Total - DEPRECIATION WRITTEN BACK	(\$2,257,423)	-	(\$2,365,819)	(\$2,876,514)	-	(\$2,876,514)
Total - DEPRECIATION	(\$2,257,423)	-	(\$2,365,819)	(\$2,876,514)	-	(\$2,876,514)
FURNITURE & EQUIPMENT						
GOVERNANCE						
CAPITAL EXPENDITURE						
041301 Furniture & Equipment Purchase	-	-	-	-	-	-
041352 Chambers - Furniture & Equip	-	-	-	-	-	\$10,000
Replace Chairs - Chambers	-	-	-	\$5,000	-	-
Install Split System Aircon - Chambers	-	-	-	\$5,000	-	-
Replace Curtains - Chambers	-	-	-	-	-	-



Shire of York

Adopted Budget 2016/17


Descriptions	Estimated	Adopted Budget		Adopted Budget	
	Actuals 2015-16	2015-16	2016-17	2015-16	2016-17
		Income	Expenditure	Income	Expenditure
043142 Furniture & Equipment Admin	\$5,236	-	\$11,327	-	\$11,327
Office Furniture	-	\$5,000	-	\$5,000	-
Fireproofing of Safe as per Audit and Recordskeeping Plan C/fwd	-	\$6,327	-	\$6,327	-
Sub Total - CAPITAL WORKS	\$5,236	-	\$11,327	\$21,327	\$21,327
Total - GOVERNANCE	\$5,236	-	\$11,327	\$21,327	\$21,327
FURNITURE & EQUIPMENT					
RECREATION AND CULTURE					
EXPENDITURE					
111302 Town Hall Furniture & Equipment	\$36,961	-	\$35,000	-	-
Christmas Decorations	-	\$15,000	-	-	-
Acoustics - Curtains	-	-	-	-	-
Town Hall Chairs	-	\$20,000	-	-	-
111309 Youth Centre Furniture & Equipment	-	-	\$6,190	-	-
Floor coverings	-	\$6,190	-	-	-
115343 Library Furniture & Equipment	-	-	-	-	-
118302 Museum - Furniture & Equipment	\$1,141	-	-	-	-
118305 Museum - Furniture & Equipment	-	-	\$7,287	-	\$18,287
ANZAC grant expenditure - Museum - Walk With Us	-	\$7,287	-	\$18,287	-
119300 Other Culture - Furniture & Equipment	-	-	\$22,273	-	\$35,000
ANZAC grant expenditure (includes Shire Contribution \$5,000)	-	\$22,273	-	\$35,000	-
113322 Gym Equipment - Forrest Oval	\$7,202	-	\$10,000	-	\$5,000
Gym Equipment	-	\$10,000	-	\$5,000	-
113341 Candice Bateman Park Furniture & Equipment	-	-	-	-	\$1,500
Seating	-	-	-	\$1,500	-
113349 Recreation Convention Centre Furniture and Equipment	\$9,860	-	\$16,000	-	\$18,000
Furniture and Fittings incl. IT and kitchen utensils	-	\$8,000	-	\$3,000	-
Point of Sales	-	-	-	\$15,000	-
Freezer	-	\$3,000	-	-	-
Ice Machine	-	\$5,000	-	-	-
New Christmas Improvements - Avon Tce	-	-	-	\$40,000	\$40,000
Sub Total - CAPITAL WORKS	\$55,164	-	\$96,750	\$117,787	\$117,787



Shire of York

Adopted Budget 2016/17


Descriptions	Estimated	Adopted Budget		Adopted Budget		
	Actuals	2015-16		2016-17		
	2015-16	Income	Expenditure	Income	Expenditure	
Total - RECREATION AND CULTURE	\$55,164	-	\$96,750	\$117,787	-	\$117,787
Total - FURNITURE AND EQUIPMENT	\$60,399	-	\$108,077	\$139,114	-	\$139,114
LAND AND BUILDINGS						
GOVERNANCE						
EXPENDITURE						
043141 Administration Centre	\$14,647	-	\$15,000	-	-	-
Upgrade Kitchen	-	\$15,000	-	-	-	-
Sub Total - CAPITAL WORKS	\$14,647	-	\$15,000	-	-	-
TOTAL - GOVERNANCE	\$14,647	-	\$15,000	-	-	-
LAND AND BUILDINGS						
LAW ORDER AND PUBLIC SAFETY						
EXPENDITURE						
052301 Pound upgrade	-	-	\$11,890	-	-	-
Construct Cat Pound Facilities - Regional Facility c/fwd 12/13 - finalise quarantine facility	-	\$11,890	-	-	-	-
051344 Emergency Services Buildings	-	-	-	-	\$64,690	-
Greenhills Fire Shed	-	-	-	\$64,690	-	-
Sub Total - CAPITAL WORKS	-	-	\$11,890	\$64,690	-	\$64,690
TOTAL - LAW ORDER AND PUBLIC SAFETY	-	-	\$11,890	\$64,690	-	\$64,690
LAND AND BUILDINGS						
WELFARE						
EXPENDITURE						



Shire of York

Adopted Budget 2016/17


Descriptions	Estimated	Adopted Budget		Adopted Budget	
	Actuals 2015-16	2015-16	2016-17	Income	Expenditure
		Income	Expenditure	Income	Expenditure
68302 Pioneer Memorial Lodge	\$8,565	-	\$30,000	-	\$43,614
Renewals - Internal/External - c/fwd unfinished works Reserve 25	-	\$30,000	-	\$43,614	-
Sub Total - CAPITAL WORKS	\$8,565	-	\$30,000	\$43,614	-
Total - WELFARE	\$8,565	-	\$30,000	\$43,614	-
LAND AND BUILDINGS					
COMMUNITY AMENITIES					
EXPENDITURE					
109386 Niche Wall Cemetery	\$20,727	-	\$30,000	-	-
New niche wall	-	\$30,000	-	-	-
Sub Total - CAPITAL WORKS	\$20,727	-	\$30,000	-	-
Total - COMMUNITY AMENITIES	\$20,727	-	\$30,000	-	-
LAND AND BUILDINGS					
RECREATION AND CULTURE					
EXPENDITURE					
111new Old Convent School	-	-	-	-	-
Code upgrades	-	-	-	-	-
	-	-	-	-	-
113306 Avon Park Capital - Buildings	-	-	\$16,392	-	\$1,500
Shade Shelters	-	\$16,392	-	-	-
Benches	-	-	-	\$1,500	-
113360 Swinging Bridge	\$1,123	-	-	-	-
Materials and Contracts	-	-	-	-	-
113327 Candice Bateman Park Capital	\$3,627	-	\$10,000	-	-
Additional Playground Equip	-	\$10,000	-	-	-
118304 Residency Museum - Buildings Capital	-	-	-	-	-
113363 Forrest Oval Water Supply	-	-	-	-	\$11,500



Shire of York

Adopted Budget 2016/17


	Descriptions	Estimated	Adopted Budget		Adopted Budget	
		Actuals	2015-16		2016-17	
		2015-16	Income	Expenditure	Income	Expenditure
	Catchment and Water Supply improvements - Tank liners 16-17	-	-	-	\$11,500	-
118300	Residency Museum	\$1,782	-	\$80,000	-	\$100,000
	Disabled Toilet Facility, Temp Exhib Space & Workroom - grant funded	-	\$80,000	-	\$100,000	-
	Monitored Alarm system	-	-	-	-	-
	Airconditioning upgrades	-	-	-	-	-
	Awning/Outdoor Education Area - subject to grant	-	-	-	-	-
	Sub Total - CAPITAL WORKS	\$6,532	-	\$106,392	\$113,000	-
	Total - RECREATION AND CULTURE	\$6,532	-	\$106,392	\$113,000	-
	LAND AND BUILDINGS					
	Sub Total - CAPITAL WORKS	-	-	-	-	-
	Total - TRANSPORT	-	-	-	-	-
	Decommission & demolition	-	-	-	-	-
	OTHER PROPERTY AND SERVICES					
	EXPENDITURE					
New	Housing Capital Fraser Street	-	-	\$300,000	-	-
	Construct	-	\$300,000	-	-	-
New	Housing Capital Dinsdale Street	-	-	\$250,000	-	-
	Construct	-	\$250,000	-	-	-
New	Housing - Roe Street	-	-	-	-	\$6,000
	Renewal repairs	-	-	-	\$6,000	-
	Sub Total - CAPITAL WORKS	-	-	\$550,000	\$6,000	-
	Total - OTHER PROPERTY AND SERVICES	-	-	\$550,000	\$6,000	-
	Total - LAND AND BUILDINGS	\$50,471	-	\$743,282	\$227,304	-
	PLANT AND EQUIPMENT					
	GOVERNANCE					



Shire of York

Adopted Budget 2016/17


Descriptions	Estimated Actuals 2015-16	Adopted Budget 2015-16		Adopted Budget 2016-17	
		Income	Expenditure	Income	Expenditure
EXPENDITURE					
042339 Administration Executive Vehicles	\$115,246	-	\$155,000	-	\$132,000
CEO's vehicles	-	\$90,000	-	\$94,000	-
EMCCS's vehicles	-	\$65,000	-	\$38,000	-
Sub Total - CAPITAL WORKS	\$115,246	-	\$155,000	\$132,000	-
Total - GOVERNANCE	\$115,246	-	\$155,000	\$132,000	-
PLANT AND EQUIPMENT					
LAW ORDER & PUBLIC SAFETY					
EXPENDITURE					
051336 Plant and Equipment Fire Brigades	-	-	\$150,000	-	\$150,000
Greenhills Fire Tender	-	-	-	\$150,000	-
Talbot Fire Tender	-	\$150,000	-	-	-
051339 Ranger Vehicle	\$35,223	-	\$43,000	-	-
Purchase of Ranger's vehicle	-	\$43,000	-	-	-
Purchase of Ranger's vehicle- Additional	-	-	-	-	-
Upgrade Ranger vehicle - Remove Fire Fighting equip to Trailer	-	-	-	-	-
Sub Total - CAPITAL WORKS	\$35,223	-	\$193,000	\$150,000	-
Total - LAW ORDER & PUBLIC SAFETY	\$35,223	-	\$193,000	\$150,000	-
PLANT AND EQUIPMENT					
HEALTH					
EXPENDITURE					
077305 Plant And Equipment Capital	\$54,699	-	\$86,000	-	-
Purchase of Manager EHO vehicle	-	\$60,000	-	-	-
Purchase EHO Vehicle	-	\$26,000	-	-	-



Shire of York

Adopted Budget 2016/17


Descriptions	Estimated	Adopted Budget		Adopted Budget	
	Actuals	2015-16		2016-17	
	2015-16	Income	Expenditure	Income	Expenditure
Sub Total - CAPITAL WORKS	\$54,699	-	\$86,000	-	-
Total - HEALTH	\$54,699	-	\$86,000	-	-
PLANT AND EQUIPMENT					
COMMUNITY AMENITIES					
EXPENDITURE					
106302 Town Planning Plant & Equipment	-	-	\$60,000	-	-
Manager of Planning vehicle	-	\$60,000	-	-	-
112304 Plant & Equipment	\$2,525	-	-	-	-
Chlorine Safety upgrades	-	-	-	-	-
Upgrade Swimming Pool showers hot water service to energy efficient system - matching funds	-	-	-	-	-
Sub Total - CAPITAL WORKS	\$2,525	-	\$60,000	-	-
Total - COMMUNITY AMENITIES	\$2,525	-	\$60,000	-	-
Automatic Watering system - fully grant funded	-	-	-	-	-
PLANT AND EQUIPMENT					
TRANSPORT					
EXPENDITURE					
127304 Plant Purchases Capital	\$215,228	-	\$268,800	-	\$291,400
Chainsaws	-	\$3,800	-	\$3,800	-
Whippersnippers	-	\$2,000	-	-	-
Blower Vacs	-	-	-	\$1,600	-
Hino Ranger 13 Tonne Y345	-	\$215,000	-	-	-
Maintenance Truck 5 tonne Y1660	-	-	-	\$90,000	-
Hino Truck 3T Y397	-	-	-	\$60,000	-
Parks Vehicle Y3777	-	-	-	\$60,000	-
Replace trailers	-	-	-	\$3,500	-
Mower - John Deere	-	-	-	\$40,000	-



Shire of York

Adopted Budget 2016/17


Descriptions	Estimated Actuals 2015-16	Adopted Budget 2015-16		Adopted Budget 2016-17	
		Income	Expenditure	Income	Expenditure
Traffic Counters	-	\$3,000	-	-	-
Spray Utility - Y770	-	\$30,000	-	-	-
Spray Unit pump	-	-	-	\$500	-
Posi-Trak/Excavator 5.5T with ramps	-	-	-	-	-
Post Hole Digger	-	\$3,000	-	-	-
Misc Equip - incl c'saws, w'snippers, blowers, gen sets and similar. Laser/Survey equipment incl scissor lift	-	\$12,000	-	\$32,000	-
Street Sweeper - upgraded with larger & vacuum capacity	-	-	-	-	-
Sub Total - CAPITAL WORKS	\$215,228		-	\$268,800	\$291,400
Total - TRANSPORT	\$215,228		-	\$268,800	\$291,400
PLANT AND EQUIPMENT					
ECONOMIC SERVICES					
EXPENDITURE					
133319 Building Surveyor's Motor Vehicle	-	-	-	\$26,000	-
Building Surveyor Vehicle	-	\$26,000	-	-	\$26,000
139301 Community Bus Capital purchase	-	-	-	-	\$140,000
Commuter bus with wheelchair access	-	-	-	\$140,000	-
139303 Plant & Equipment	-	-	-	-	\$15,000
Standpipe swipe card systems	-	-	-	\$15,000	-
Sub Total - CAPITAL WORKS	-		-	\$26,000	\$181,000
Total - ECONOMIC SERVICES	-		-	\$26,000	\$181,000
PLANT AND EQUIPMENT					
OTHER PROPERTY AND SERVICES					
EXPENDITURE					
143301 Depot Plant Capital Purchase	\$69,876	-	-	\$72,000	-
Works Supervisor's Vehicle Y96 x	-	\$35,000	-	-	\$35,000



Shire of York

Adopted Budget 2016/17


Descriptions	Estimated	Adopted Budget		Adopted Budget	
	Actuals 2015-16	Income	Expenditure	Income	Expenditure
EMIT Vehicle				\$38,000	
MWS vehicle Y000	-	\$37,000	-	\$38,000	-
Building Mtc Utility Y387	-	-	-	-	-
Sub Total - CAPITAL WORKS	\$69,876	-	\$72,000	\$111,000	\$111,000
Total - OTHER PROPERTY AND SERVICES	\$69,876	-	\$72,000	\$111,000	\$111,000
Total - PLANT AND EQUIPMENT	\$492,797	-	\$860,800	\$865,400	\$865,400
INFRASTRUCTURE					
ROAD CONSTRUCTION					
128305 Car Park Development	\$38	-	-	-	-
Carparking Renewals	-	-	-	-	-
122400 Roads To Recovery Projects	\$595,211	-	\$566,404	-	\$844,114
Station Road - Gravel Sheeting 0.00 - 2.00	-			\$46,529	
Piccadilly Rd - Gravel Sheeting 1.00 - 3.00	-			\$46,529	
Cameron Road - Gravel Sheeting 0.00 - 2.00	-			\$46,529	
Wambyn Road - Gravel Sheeting 0.00 - 2.00	-			\$46,529	
Talbot Hall Road - Gravel Sheeting 3.37 - 5.37	-			\$46,529	
Duck Pool Road - Gravel Sheeting 0.00 - 2.00	-			\$46,529	
Gwambygine East Road - Gravel Sheeting	-			\$56,956	
Shoulder Reinstatements - Seal Roads various	-			\$50,000	
Mackie Road - Gravel Sheeting 6.80 - 8.80	-			\$46,529	
Various Roads - Tree Pruning	-			\$114,279	
South Street - Asphalt Overlay - 0.00 - 0.61	-			\$107,274	
Mokine Road - Reconstruction	-	\$274,246	-	-	-
Mokine Road - Final seal	-	\$15,510	-	-	-
Quellington Road - Final seal 2.4 - 3.4	-	\$24,500	-	-	
Quellington Road-Widen seal 3.4 - 5.4 reconstruct	-	\$252,148	-	-	
Quellington Road-Carry Fwd 15-16	-			\$189,902	
122401 Regional Road Group Projects	\$598,184	-	\$590,788	-	\$570,168
Top Beverley Rd - Final Seal 15/16 works 11.78 - 14.08	-			\$70,500	
Top Beverley Rd - Widen and seal 9.78 - 11.78	-			\$222,512	
Spencers Brook Rd - Final Seal 15/16 works 1.60 - 3.60	-			\$57,200	
Spencers Brook Rd - Widen and Seal 0.00 - 1.60	-			\$219,956	



Shire of York

Adopted Budget 2016/17


Descriptions	Estimated	Adopted Budget		Adopted Budget	
	Actuals 2015-16	Income	Expenditure	Income	Expenditure
Top Beverley Rd - Widen and seal / Reseal 11.08 - 13.38	-	\$220,788	-	-	-
Spencers Brook Rd - Final Seal 5.7 - 9.9 various sections	-	\$133,000	-	-	-
Spencers Brook Rd - Widen, Seal 1.6 - 3.6	-	\$237,000	-	-	-
122402 Municipal Road Construction Projects	\$234,306	-	-	\$237,389	\$806,977
WANDRRA Projects	-	-	-	\$308,000	-
Talbot Road - Final Seal 13 -14 works 8.80 - 9.60	-	-	-	\$21,480	-
Penny Drive - Reseal 0.25 - 3.00	-	-	-	\$48,375	-
Ulster Road - Reseal 0.00 - 2.52	-	-	-	\$37,000	-
Qualen West Road - Reseal 6.00 - 9.60	-	-	-	\$52,700	-
Cut Hill Road - Widen and Seal 0.10 - 1.08	-	-	-	\$123,060	-
Marwick Road- Reseal 0.00 to 1.50	-	\$30,450	-	-	-
Doodenanning Road - Reseal 4.75 to 6.00	-	\$23,980	-	-	-
Doodenanning Road - Reseal 11.07 to 12.93	-	\$45,570	-	-	-
Talbot Road - Final Seal 13-14 works	-	\$73,500	-	-	-
Talbot Road - Widen,Seal	-	-	-	\$216,362	-
Mokine Rd - Final seal 13/14 works	-	\$13,889	-	-	-
Various Town Streets Reseals, Kerbing & Drainage	-	\$50,000	-	-	-
122403 Municipal Footpath Construction Projects	\$62,917	-	-	\$189,850	\$80,000
York Townsites - Footpaths and street trees	-	\$30,000	-	-	\$70,000
Street Trees	-	-	-	\$10,000	-
Avon Terrace - Balladong to Stephen 2.5m dual-use	-	\$40,000	-	-	-
Henrietta/Forrest - Avon Tce/South St - 2.5m dual-use	-	\$89,850	-	-	-
Macartney St - Avon Tce to Lowe St	-	\$30,000	-	-	-
122404 Municipal Bridge Construction Projects	\$77,623	-	-	\$105,396	\$18,057
Talbot West Rd Bridge (4708)	-	\$75,319	-	-	-
Mackie Siding Road Bridge 4166	-	\$20,077	-	-	\$13,542
Greenhills South Road Bridge 4165	-	\$10,000	-	-	\$4,515
122407 Blackspot Projects	-	-	-	\$6,600	\$40,000
Berry Brow/Chidlow Road Intersection	-	-	-	\$40,000	-
Great Southern/Berry Brow Rd Intersection	-	\$6,600	-	-	-
122411 Townsite Drainage	-	-	-	-	\$24,280
Various -York Town site Drainage Renewals (incl c/fwd 15/16)	-	-	-	\$24,280	-
122412 Asset Renewals - Gravel Sheetting/School Bus Routes	\$66,956	-	-	\$250,133	-
Materials and contracts	-	\$69,300	-	-	-
Direct labour costs	-	\$43,274	-	-	-
Labour overheads	-	\$54,093	-	-	-
Plant operation costs	-	\$83,466	-	-	-
		-	-	-	-
Sub Total - CAPITAL WORKS	\$1,635,235	-	-	\$1,946,560	\$2,383,596



Shire of York

Adopted Budget 2016/17


Descriptions		Estimated	Adopted Budget		Adopted Budget	
		Actuals	2015-16		2016-17	
		2015-16	Income	Expenditure	Income	Expenditure
Total - ROADS		\$1,635,235	-	\$1,946,560	\$2,383,596	\$2,383,596
Total - INFRASTRUCTURE ASSETS ROAD RESERVES		\$1,635,235	-	\$1,946,560	\$2,383,596	\$2,383,596
INFRASTRUCTURE - RECREATION FACILITIES						
112302	Swimming Pool	\$8,250	-	\$592,000	-	\$530,000
	Major Upgrades - Stage 1 - Pump House & Infrastructure	-	\$582,000	-	-	-
	Major Upgrades - Stage 2 incl Wetdeck	-	-	-	\$530,000	-
	Major Upgrades - Children's Pool Stage 3	-	-	-	-	-
	Major Upgrades - Playground and Shades	-	\$10,000	-	-	-
113346	Motocross Track Infrastructure	-	-	-	-	-
	York Motto Cross track- Composting toilet	-	-	-	-	-
113347	Mount Brown Park Infrastructure	-	-	-	-	\$5,000
	Mount Brown Park - Install new seating and lighting	-	-	-	-	-
	Mount Brown Park - Lookout safety rails/disabled access	-	-	-	\$5,000	-
113302	Avon Park Infrastructure	-	-	\$21,902	-	-
	Soft Fall for Avon Park Swings	-	-	-	-	-
	Avon Park - Install new play equipment	-	-	-	-	-
	Avon Park - Install fencing around Playground	-	\$9,300	-	-	-
	River Project - York Tourist Bureau - funds from Trust	-	\$12,602	-	-	-
113314	Candice Bateman Park - Infrastructure	-	-	\$30,000	-	-
	Carparking, Landscaping & Drainage	-	\$30,000	-	-	-
New	Peace Park	-	-	-	-	\$16,000
	Water Fountain	-	-	-	-	-
	Drainage Plan and Construction	-	-	-	\$6,000	-
	Seating	-	-	-	\$4,000	-
	Lighting	-	-	-	\$6,000	-
New	War Memorial Park	-	-	-	-	-
	Flag Poles	-	-	-	-	-
New	Howick St Park	-	-	-	-	\$18,000
	Fencing (Drain)	-	-	-	\$10,000	-
	Seating	-	-	-	-	-
	Disabled access upgrades	-	-	-	\$8,000	-
New	Avon Ascent - Gwambygine Park	-	-	-	-	\$10,000
	Picnic Tables	-	-	-	-	-
	Boardwalk Renewals	-	-	-	\$10,000	-



Shire of York

Adopted Budget 2016/17

Descriptions	Estimated	Adopted Budget		Adopted Budget	
	Actuals 2015-16	Income	Expenditure	Income	Expenditure
BBQ Replacement	-	-	-	-	-
113331 Forrest Oval Infrastructure	\$188,644	-	\$167,000	-	\$179,000
Construct car park - ADD LIGHTING	-	\$125,000	-	-	-
Bike Parking - Grant funded	-	\$2,000	-	-	-
Landscaping of precinct - Footpath access	-	\$10,000	-	\$3,000	-
Resurface Tennis Courts	-	-	-	\$176,000	-
Boundary Fencing	-	\$30,000	-	-	-
113335 Heritage Trails Infrastructure	-	-	\$63,200	-	\$45,000
Avon River Trails incl. aboriginal heritage 1	-	\$18,200	-	-	-
Greenhills Heritage Trail 5 (Greenhills Progress Association)	-	\$45,000	-	\$45,000	-
146305 Old Convent School	\$625,000	-	\$625,000	-	\$50,000
Purchase and development	-	\$625,000	-	-	-
Code upgrades	-	-	-	\$50,000	-
New Regional Skate Park	-	-	\$10,000	-	\$10,000
Concept Plan - Town Skate Park C/FWD	-	\$10,000	-	\$10,000	-
Construction of skate park	-	-	-	-	-
Sub Total - CAPITAL WORKS	\$821,894	-	\$1,509,102	\$863,000	-
Total - RECREATION FACILITIES	\$821,894	-	\$1,509,102	\$863,000	-
Total - INFRASTRUCTURE ASSETS - REC FACILITIES	\$821,894	-	\$1,509,102	\$863,000	-
INFRASTRUCTURE ASSETS - OTHER					
COMMUNITY AMENITIES					
1053.. Mt Bakewell Infrastructure	-	-	-	-	\$5,000
Renewals - Renew fencing around reserves	-	-	-	\$5,000	-
109383 Cemetery Infrastructure	-	-	\$30,000	-	\$15,000
Cemetery Renewals - internal roads and drainage	-	\$15,000	-	\$15,000	-
York Cemetery - Upgrades	-	\$15,000	-	-	-
New Community Amenities - Infrastructure	-	-	\$25,000	-	\$37,831
Septic Ponds - Renewals	-	\$25,000	-	\$37,831	-
109394 Community Amenities - Infrastructure	\$250	-	-	-	-
Bus Shelter - Northam Road	-	-	-	-	-



Shire of York

Adopted Budget 2016/17

Descriptions	Estimated	Adopted Budget		Adopted Budget			
	Actuals	2015-16		2016-17			
	2015-16	Income	Expenditure	Income	Expenditure		
Sub Total - CAPITAL WORKS	\$250	-	\$55,000	\$57,831	-	\$57,831	
Total - COMMUNITY AMENITIES	\$250	-	\$55,000	\$57,831	-	\$57,831	
132304 Area Promotion Infrastructure	-	-	\$20,000	-	-	\$52,430	
Town Beautification projects	-	-	-	\$52,430	-	-	
Town Entry Statements	-	\$10,000	-	-	-	-	
YRCC Entry Statements	-	\$10,000	-	-	-	-	
Sub Total - CAPITAL WORKS	-	-	\$20,000	\$52,430	-	\$52,430	
Total - TOURISM & AREA PROMOTION	-	-	\$20,000	\$52,430	-	\$52,430	
Total - INFRASTRUCTURE ASSETS - OTHER	\$250	-	\$75,000	\$110,261	-	\$110,261	
GRAND TOTALS - (Surplus)/Deficit	(\$1,421,809)	(\$0)	(\$13,488,947)	\$13,488,947	\$0	(\$13,337,818)	\$13,337,819