

# Shire of York



## Annual Budget 2018/19

**Our vision**

**"Building on our history, to create our future"**

# Contents

President's Introduction

## **Budget Summary**

### **Overview**

Budget processes

1. Linkage to the Plan for the Future
2. Budget influences

### **Budget analysis and strategies**

3. Analysis of operating budget
4. Analysis of budgeted cash position
5. Analysis of capital budget
6. Rating strategy

### **Statutory Budget Information**

Statement of Comprehensive Income by Nature or Type

Statement of Comprehensive Income by Program

Statement of Financial Activity

Statement of Cashflow

Rate Setting Statement

Notes to and Forming Part of the Annual Budget

Schedule of Fees and Charges

Summary Budget Schedules

## President's Introduction

I have pleasure in presenting the Shire of York Budget for the 2018/2019 financial year.

This Budget has been prepared considering items identified during Council's review of the Strategic Community Plan and Corporate Business Plan earlier this year. In addition to this, Asset Management Plans for all Shire assets have been developed and have assisted Councillors and staff in prioritising major projects and renewals.

Considering the Shire has experienced three declared storm events in three years and is still responding to the damage, a restructuring of the works program was required. Consequently, Councillors and staff have considered items with a focus on asset preservation and maintenance.

Some major features of the Budget include;

- Upgrades to Avon Terrace/Spencers-Brook Road
- Upgrades to Greenhills South Road
- Extensive Tree Pruning programme
- Drainage upgrades to Cowan Road

Additionally, upgrades to Avon Park, identified as one of the community's highest priorities in the Community Scorecard, have been included with funding secured from Lotterywest to deliver this project.

The Shire will continue to support the attraction and retention of events which in turn support the economy and promote tourism in our town.

Through the development of asset management plans, Council has considered the rationalisation of its assets to ensure on-going sustainability and responsible allocation of resources.

Council considered submissions received regarding the future of the Old Convent School and has determined to sell the building with proceeds proposed to reduce debt levels. Proceeds from the sales of the Old Tennis Courts land and the residence at 2 Dinsdale Street have also been included.

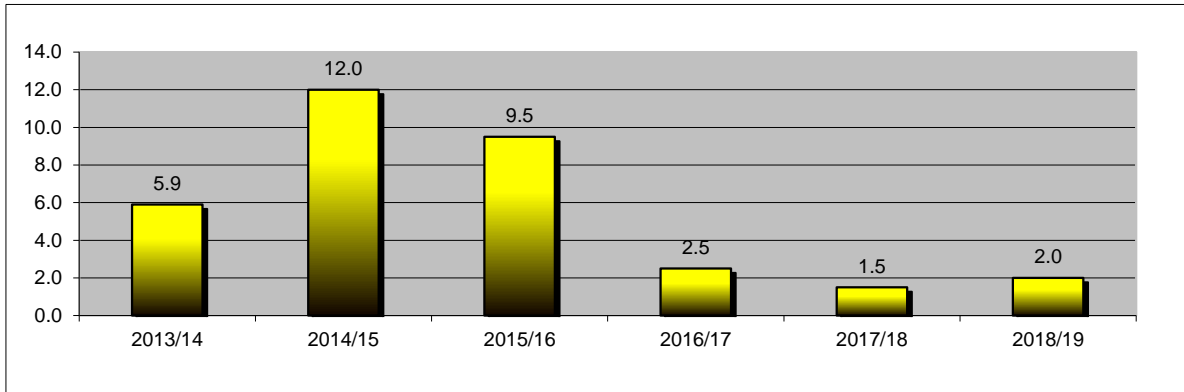
While a 3% increase to rates was advertised as part of the review of the Corporate Business Plan, Council has prioritised projects in order to reduce the increase to 2%. We've sought to deliver a responsible Budget that takes into account community expectations while keeping the rates increase to manageable levels.

**David Wallace**  
**Shire President**

## Introduction

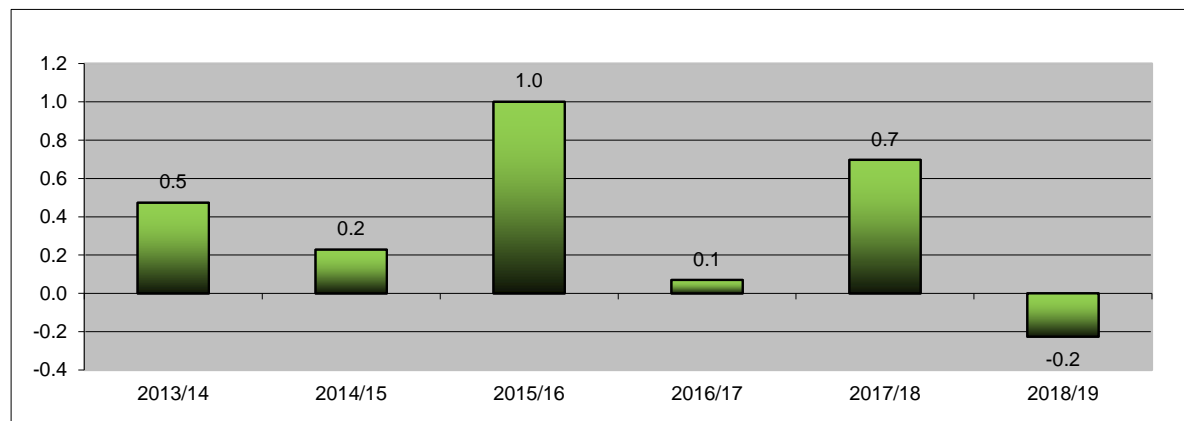
Council has prepared the Annual Budget for the 2018/19 financial year which seeks to balance the demand for services and infrastructure with the community's capacity to pay. Key budget information provided below details rates, operating result, service levels, cash and investments, capital works, financial position and key strategic activities of the Council.

### 1. Rates



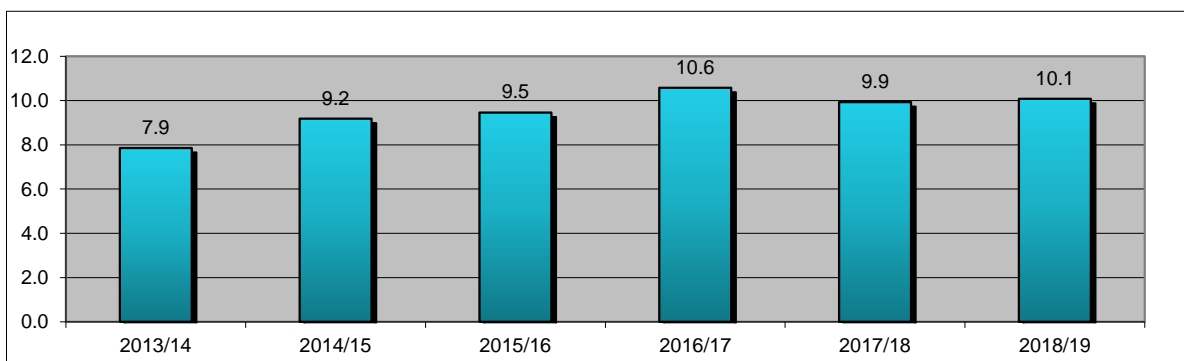
It is proposed that the general rate in the dollar will increase by 2.0% for the 2018/19 year, raising total rates of \$5.73 million. The minimum rates are set to remain at \$1,080.00 GRV pa and \$1,430.00 UV pa as per the 2017/18 rates. As highlighted above, the community has experienced significant rate increases in previous years. With this in mind, Council has adopted a rates rise of 2.0% in an effort to smooth the impacts from previous years.

### 2. Operating result



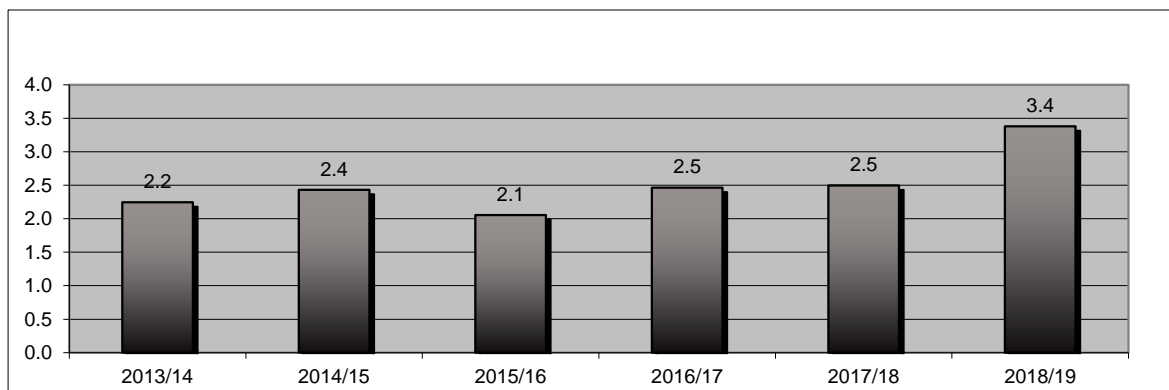
While a balanced budget including capital and operating expenditure has been prepared, the operating result for the 2018/19 year is expected to be (\$226,089). This is largely due to the timing of grant payments from WA Local Government Grants Commission. The Shire received an advance payment of the 2018/19 Financial Assistance Grants of \$770,000 which has been brought forward in the surplus and not recorded on the Statement of Comprehensive Income.

### 3. Services



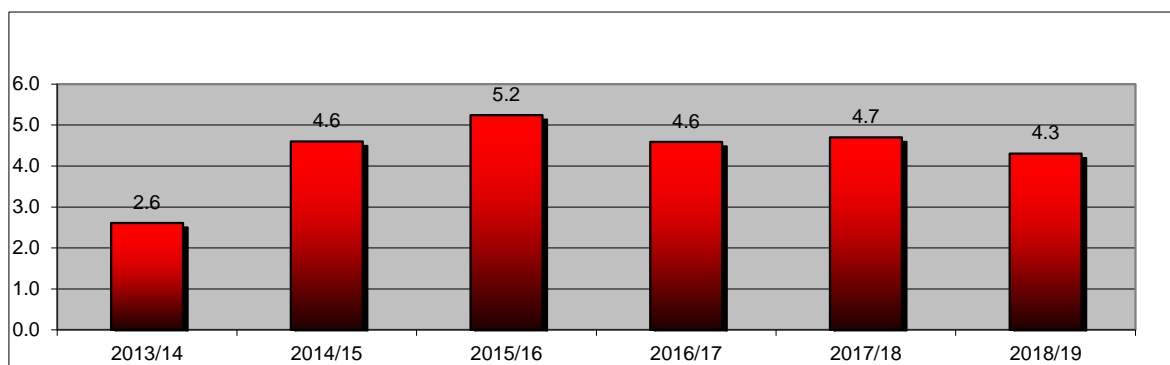
The cost of services to be delivered to the community for the 2018/19 year is expected to be \$10.082 million, an increase of 1.5% when compared to the previous year. This is reflected by the underlying assumptions used to formulate the budget such as the Consumer Price Index, wage increases and utility increases.

#### 4. Cash and investments



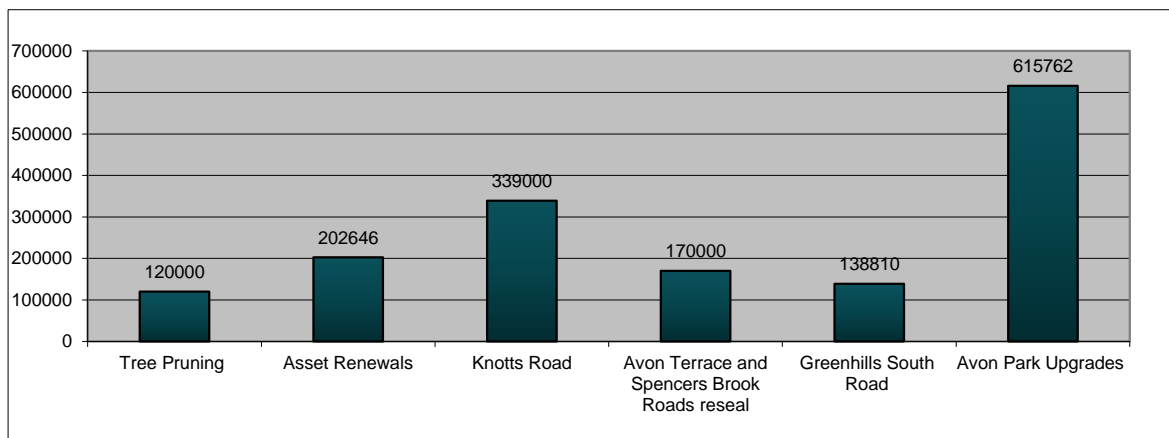
Cash and investments are expected to increase during the year to \$3.380 million as at 30 June 2019. Of this balance \$3.2 million relates to the Shire's reserves which are set to increase by \$615,752 in 2018/19.

#### 5. Capital works



The capital works program for the 2018/19 year is expected to be \$4.303 million. In light of storm events which have affected the capital works program significantly, some works have had to be carried forward from 2017/18 for completion in 2018/19. The level of capital works is commensurate with the amount of funding from the Federal and State Governments which has been reduced in recent times. A large portion of road grants included in the budget are expected to be received from WANDRRA to respond to storm events.

#### 6. Major Projects



The Annual Budget includes a range of activities and initiatives to be funded that will contribute to achieving the strategic objectives. The above graph shows the level of funding allocated in the budget for major projects.

The Annual Budget has been developed so that it is financially responsible. More detailed budget information is available throughout this document.

## Budget Processes

This section lists the budget processes undertaken in order to adopt the Annual Budget in accordance with the *Local Government Act 1995* and its Regulations.

The development of the 2018/19 budget is largely based upon the informing strategies adopted in February 2018 as part of a Minor Strategic Review which saw the Council adopt a revised Strategic Community Plan and Corporate Business Plan.

The preparation of the budget, guided by the Strategic Review and incorporating the Council's and community's aspirations, began with Officers preparing the operating and capital components of the annual budget. A draft consolidated budget was then prepared and various iterations were considered by Council at workshops. A 'proposed' budget was prepared in accordance with the Act and submitted to Council for approval.

The budget is required to be adopted by 31 August in each year. The key dates for the budget process undertaken are summarised below:

- |  |                  |
|--|------------------|
| 1. Officers prepared operating and capital estimates in line with priorities identified in the Corporate Business Plan and Long Term Financial Plan. | Jan - March 2018 |
| 2. Council considered draft budget at various workshops and briefings  | May - June 2018  |
| 3. Proposed budget submitted to Council for approval   | July 2018        |
| 4. Copy of adopted budget submitted to the Department  | July 2018        |

## 1. Linkage to Council Plans

This section describes how the Annual Budget links to the aspirations of the Strategic Community Plan and the initiatives detailed in the Corporate Business Plan which is supported by the Shire's Long Term Financial Plan, Asset Management Plans and Workforce Plan. This framework guides the Council in identifying community needs and aspirations over the long term (Strategic Plan), medium term (Corporate Business Plan) and short term (Annual Budget) and then holding itself accountable (Audited Statements).

### 1.1 Strategic planning framework

The Integrated Planning and Reporting Framework for local governments is a significant initiative put in place by Government to strengthen the capacity for Councils to plan strategically for their communities.

The Minor Strategic Review was presented to Council in December 2017 and advertised for public consultation then adopted in February 2018. The reviewed Plans guide Council in its decision-making and priority-setting for the 2018/19 Annual Budget that is framed by taking into account the activities and initiatives which contribute to achieving the strategic objectives specified in the Plans.

### 1.2 Community Aspirations: the Five Themes

#### ***THE PLACE TO LIVE:***

To be a place which is attractive and accessible for the young and elderly and attracts people in the middle age groups to work and settle in the Shire. The York community aspires to a balanced population structure in the long term.

#### ***A LEADER IN CULTURAL HERITAGE AND ENVIRONMENT:***

To be a place which is renowned for its cultural heritage and the quality of its natural environment, and for the care taken by the community of both.

#### ***DRIVING THE YORK ECONOMY FORWARD***

To have a vibrant, diverse and prosperous local economy which is sustainable in the long term, makes sustainable use of its natural and built heritage and community assets and delivers benefit in the form of local jobs, business opportunities and a positive image for the Shire.

#### ***BUILT FOR RESILIENCE:***

To have secured an infrastructure base (e.g. buildings, roads, footpaths, parks, communications, water and energy ...) which is affordable, is managed at a level of risk accepted by the community, supports a sustainable environment, increases rural and town resilience, and is responsive to community needs.

#### ***STRONG LEADERSHIP AND GOVERNANCE:***

To be a community where there is effective and responsive leadership and governance, a sense of collective purpose and shared direction and a willingness and desire to work together for that future.

## 2. Budget Influences

This section sets out the key budget influences arising from the internal and external environment within which the Council operates.

### 2.1 Snapshot of the Shire of York

The Shire of York is a Local Government Area in the Wheatbelt region of Western Australia - one of the major wheat producing areas in Australia. It is a vibrant and diverse rural community with a population of approximately 3,600 and located in close proximity to Perth (95kms east), in the western central Wheatbelt region of Western Australia.

The Shire of York covers an area of 2,131km<sup>2</sup>, and is bound by the Shires of Northam and Cunderdin to the north and northeast respectively, Quairading to the east, Beverley to the south, and Mundaring and Kalamunda to the west. The climate is Mediterranean with warm to hot, dry summers and mild wet winters.

Being the first inland town to be settled, there are significant heritage values associated with York which encourages tourism. Located on the banks of the famous Avon River, the town of York is an attractive place to visit and live. All services and facilities expected of a progressive community are available, including high quality education and medical establishments.

### 2.2 External influences

In preparing the 2018/19 budget, a number of external influences have been taken into consideration because they are likely to impact significantly on the services delivered by Council in the budget period. These include:

- \* Consumer Price Index (CPI) increases on goods and services estimated for the year at 1.0%
- \* Level of government grants from state and federal government.
- \* Increase in State Government utility charges such as water and electricity.

### 2.3 Internal influences

As well as external influences, there are a number of internal influences which had a significant impact on the preparation of the 2018/19 Budget. These matters have arisen from events occurring in the 2016/17 and 2017/18 years resulting in variances between the forecast actual and budgeted results for that year. These matters are set out below:

- \* Budget surplus for the 2017/18 financial year ended 30 June 2018
- \* Significant rainfall events in 2016/17 resulting in WANDRRA funding being allocated in the 2017/18 and 2018/19 budgets.
- \* At the time of preparing the 2018/19 Budget the cost impact of the significant cyclone event "Cyclone Joyce" in January 2018 is unknown. It is expected that WANDRRA funding will be granted to repair damages caused by Cyclone Joyce at a later date.



## 2.4 Budget principles

In response to these influences, guidelines were prepared and distributed to all Shire staff with budget responsibilities. The guidelines set out the key budget principles upon which the officers were to prepare their budgets. The principles included:

- \* A full review of existing fees and charges.
- \* Grants to be based on confirmed funding levels
- \* New revenue sources to be identified where possible
- \* Service levels to be maintained at 2017/18 levels in accordance with the Strategic Community Plan
- \* Salaries and wages to be increased in line with current Enterprise Bargaining Agreements
- \* New initiatives which are not cost neutral to be justified through a Project Brief
- \* Operating revenues and expenses arising from completed 2017/18 capital projects to be included.

## 2.5 Legislative requirements

Under the *Local Government Act 1995* (“the Act”), Council is required to prepare and adopt an annual budget for each financial year. The budget is required to include certain information about the rates and charges that Council intends to levy as well as a range of other information required by the *Local Government (Financial Management) Regulations 1996* (“the Regulations”) which support the Act.

The 2018/19 budget, which is included in this report, is for the year 1 July 2018 to 30 June 2019 and was prepared in accordance with the Act and Regulations. The budget includes statutory statements being a Statement of Comprehensive Income by Nature or Type and by Program, Statement of Cash Flows, Rate Setting Statement and notes to and forming part of the annual budget. These statements have been prepared for the year ended 30 June 2019 in accordance with Accounting Standards and other mandatory professional reporting requirements and in accordance with the Act and Regulations. It also includes detailed information about the rates and charges to be levied, the capital works program to be undertaken and other financial information, which Council requires in order to make an informed decision about the adoption of the budget.

This year, in accordance with recent amendments to AASB 101, changes have been made to the presentation of the Shire's Annual Statutory Budget. The amendments to the AASB 101 Presentation of the Financial Statements were undertaken to improve on the understandability of the statements by users.

### 3. Analysis of Operating Budget

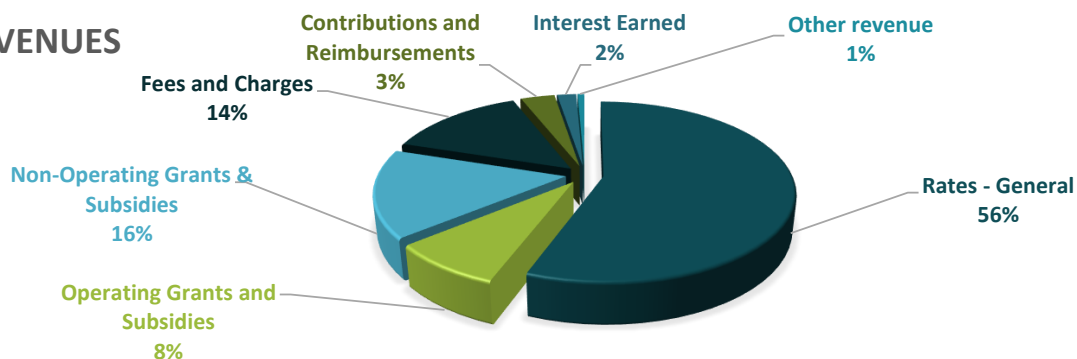
This section analyses the expected revenues and expenses of the Council for the 2018/19 year.

The 2018/19 Annual Budget delivers some significant renewal projects whilst demonstrating responsible and sustainable management of the Shire's financial resources. It provides a range of relevant services to meet identified community needs and it includes capital initiatives that deliver on our community's vision with asset management being a major component.

#### 3.1 Operating revenue

Revenue Types	Budget 2016/17 \$'000	Budget 2017/18 \$'000	Budget 2018/19 \$'000	Variance \$'000
Rates - General	5440	5548	5733	185
Operating Grants and Subsidies	1659	898	848	-50
Non-Operating Grants & Subsidies	1588	2504	1631	-872
Fees and Charges	1598	1468	1439	-29
Contributions and Reimbursements	122	113	353	240
Interest Earned	185	176	198	22
Other revenue	94	78	70	-8
<b>Total operating revenue</b>	<b>10686</b>	<b>10784</b>	<b>10272</b>	<b>-512</b>

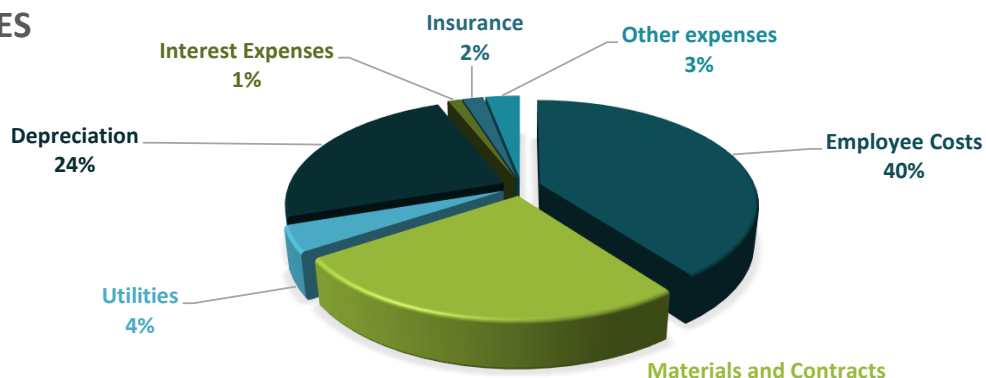
#### REVENUES



#### 3.2 Operating expenditure

Expenditure Types	Budget 2016/17 \$'000	Budget 2017/18 \$'000	Budget 2018/19 \$'000	Variance \$'000
Employee Costs	4295	3838	4013	175
Materials and Contracts	2711	2543	2611	68
Utilities	313	306	410	104
Depreciation	2584	2444	2442	-3
Interest Expenses	137	125	115	-10
Insurance	205	203	189	-13
Other expenses	356	478	303	-175
<b>Total operating expenditure</b>	<b>10603</b>	<b>9936</b>	<b>10082</b>	<b>147</b>

#### EXPENSES



## 4. Analysis of Budgeted Cash Position

This section analyses the expected cash flows from the operating, investing and financing activities of Council for the 2018/19 year. Budgeting cash flows for Council is a key factor in setting the level of rates and providing a guide to the level of capital expenditure that can be sustained with or without using existing cash reserves.

The analysis is based on three main categories of cash flows:

### • Operating activities

Refers to the cash generated or used in the normal service delivery functions of Council. Cash remaining after paying for the provision of services to the community may be available for investment in capital works, or repayment of debt.

### • Investing activities

Refers to cash generated or used in the enhancement or creation of infrastructure and other assets. These activities also include the acquisition and sale of other assets such as vehicles, property and equipment.

### • Financing activities

Refers to cash generated or used in the financing of Council functions and include borrowings from financial institutions and advancing of repayable loans to other organisations. These activities also include repayment of the principal component of loan repayments for the year.

	Budget 2016/17 \$'000	Budget 2017/18 \$'000	Budget 2018/19 \$'000	Variance \$'000
<b>Cash flows from operating activities</b>				
<i>Receipts</i>				
Rates - General	5892	5548	5733	185
Operating Grants	1659	898	848	-50
Contributions and Reimbursements	312	113	353	240
Fees and Charges	1799	1468	1439	-29
Interest Earned	185	176	198	22
Other revenue	95	78	70	-8
	<b>9941</b>	<b>8281</b>	<b>8641</b>	<b>360</b>
<i>Payments</i>				
Employee Costs	-4282	-3842	-4013	-171
Materials and Contracts	-2531	-2634	-2611	23
Utilities	-290	-306	-410	-104
Insurance	-194	-203	-189	13
Interest Expenses	-137	-125	-115	10
Other expenses	-278	-414	-303	111
	<b>-7712</b>	<b>-7523</b>	<b>-7641</b>	<b>-118</b>
<b>Net cash provided by operating activities</b>	<b>2229</b>	<b>758</b>	<b>1000</b>	<b>242</b>
<b>Cash flows from investing activities</b>				
Proceeds from sales of property, plant & equip	261	609	1065	456
Contributions of the Development of Assets	1383	2504	1631	-872
Payments for property, plant and equipment	-4589	-4701	-4303	398
<b>Net cash used in investing activities</b>	<b>-2945</b>	<b>-1588</b>	<b>-1607</b>	<b>-18</b>
<b>Cash flows from financing activities</b>				
Finance costs				
Proceeds from borrowings	380			
Principal Repayments Received				
Repayment of borrowings	-209	-214	-874	-660
<b>Net cash used in financing activities</b>	<b>171</b>	<b>-214</b>	<b>-874</b>	<b>-660</b>
<b>Net decrease in cash and cash equivalents</b>	<b>-544</b>	<b>-1045</b>	<b>-1480</b>	<b>-436</b>
Cash and cash equivalents at the beginning of the year	3009	3042	4861	1819
<b>Cash and cash equivalents at end of the year</b>	<b>2465</b>	<b>1997</b>	<b>3381</b>	<b>1384</b>

## 5. Analysis of Capital Budget

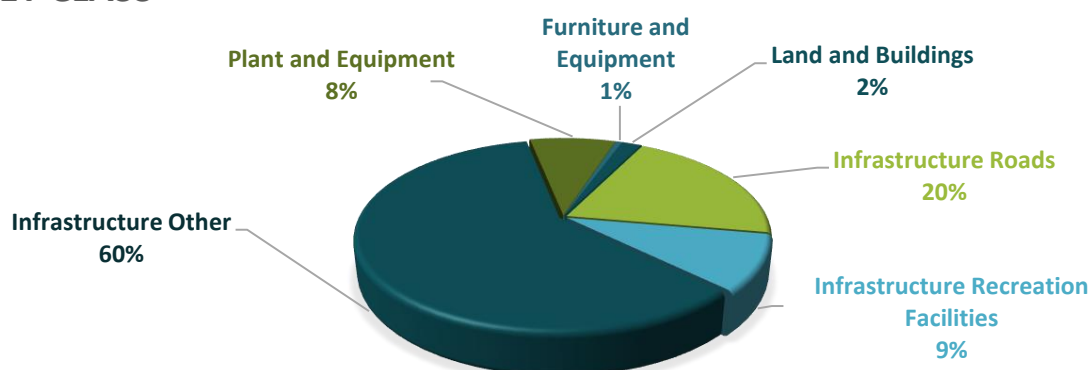
This section analyses the planned capital expenditure budget for the 2018/19 year and the sources of funding for the capital budget.

The Capital Expenditure Program highlights the priority placed on asset renewals for the 2018/19 year. It includes the commencement of construction of some highly anticipated major projects but also supports responsible spending on roads, paths and drainage infrastructure.

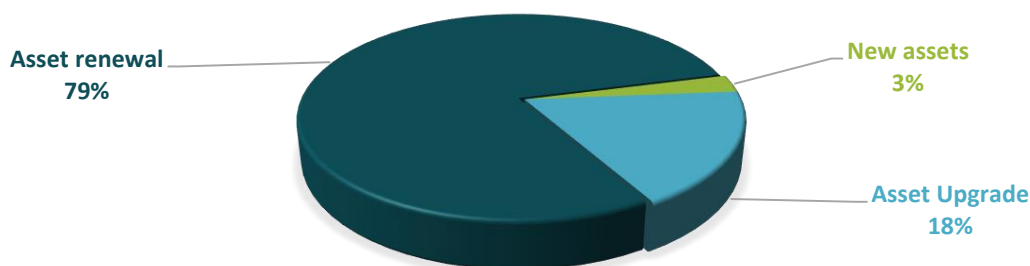
### 5.1 Capital works

Capital Works Areas	Budget 2016/17 \$'000	Budget 2017/18 \$'000	Budget 2018/19 \$'000	Variance \$'000
<b>New works</b>				
Land and Buildings	227	170	876	707
Infrastructure Roads	2384	2964	2563	-401
Infrastructure Recreation Facilities	863	137	350	213
Infrastructure Other	110	80	25	-55
Plant and Equipment	865	1296	410	-886
Furniture and Equipment	139	55	79	25
<b>Total capital works</b>	<b>4589</b>	<b>4701</b>	<b>4303</b>	<b>-398</b>
<b>Represented by:</b>				
Asset renewal	2892	3206	3414	209
New assets	244	244	117	-127
Asset Upgrade	1452	1251	772	-479
<b>Total capital works</b>	<b>4589</b>	<b>4701</b>	<b>4303</b>	<b>-398</b>

### ASSET CLASS

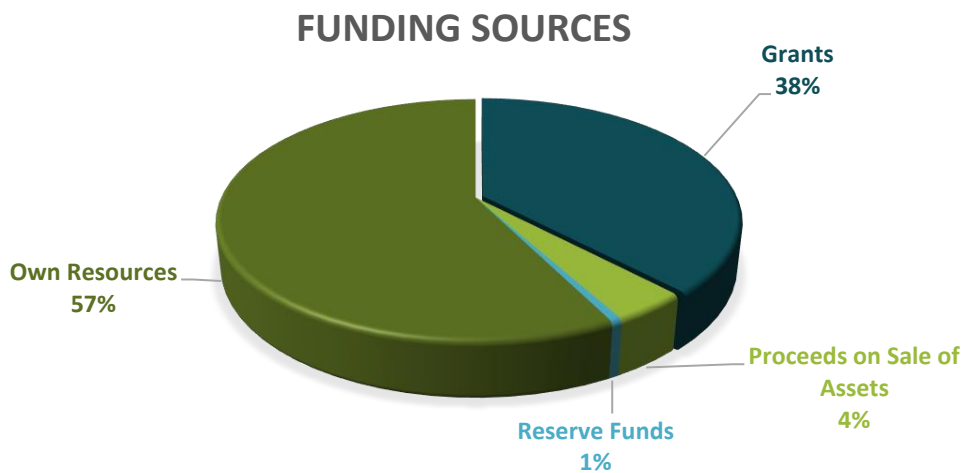


### ASSET EXPENDITURE BREAKDOWN



## 5.2 Funding sources

Sources of funding	Budget 2016/17 \$'000	Budget 2017/18 \$'000	Budget 2018/19 \$'000	Variance \$'000
<b>New works</b>				
<i>External</i>				
Grants - Capital	1588	2504	1631	-872
Proceeds on sale of assets	261	609	176	-433
	<b>1849</b>	<b>3112</b>	<b>1807</b>	<b>-670</b>
<i>Internal</i>				
Reserve Funds	594	177	25	-152
Loan Funds	380			
Own Resources	1765	1412	2471	1059
	<b>2740</b>	<b>1588</b>	<b>2496</b>	<b>907</b>
<b>Total funding sources</b>	<b>4589</b>	<b>4701</b>	<b>4303</b>	<b>-398</b>



## 6. Rating Strategy

This section considers the Council's rating strategy including strategy development and assumptions underlying the current year rate increase and rating structure. The rates to be applied are determined by Council on the basis of raising the revenue required to balance the estimated expenditure after all other estimated revenue has been received, for current and future requirements.

### 6.1 Strategy development

In developing the annual budget, rates and charges are identified as the principle source of revenue, accounting for around 50% of the total revenue received by Council annually. However, it has also been necessary to balance the importance of rate revenue as a funding source with community sensitivity to increases. The following tables show rate increases over the last seven years.

Year	Rate Increases			
	UV	GRV	Min UV	Min GRV
2012/13	7.55%	8.41%	0.00%	0.02%
2013/14	5.70%	16.58%	0.00%	2.40%
2014/15	12.00%	12.50%	40.77%	23.53%
2015/16	13.95%	11.10%	2.07%	2.86%
2016/17	2.50%	2.50%	0.00%	0.00%
2017/18	1.50%	1.50%	-3.38%	0.00%
2018/19	2.00%	2.00%	0.00%	0.00%
<b>Average increase</b>	<b>6.68%</b>	<b>7.43%</b>	<b>6.27%</b>	<b>4.24%</b>

### 6.2 Current year rate increase

Councils charge rates to raise revenue for the delivery of vital community services and infrastructure, such as roads, footpaths, parks, libraries and community facilities. Each year, as part of the budget process, Council determines the rates and charges for the financial year.

Prior to the adoption of the 2018/19 Budget, Councillors participated in a number of budget workshops with associated detailed draft budget schedules including all operating and capital expenditure proposed to be included in the draft budget. As a result of these discussions, the draft plans were prepared to incorporate a general increase in rates of 2.0%. This varied from the earlier-advertised rate increase of 3.0% in accordance with the Minor Strategic Review.

Year	Rate Levied \$'000				
	UV \$	GRV \$	Min UV \$	Min GRV \$	Total \$
2012/13	1473	1460	219	573	3725
2013/14	1557	1711	195	512	3974
2014/15	1602	1758	435	820	4615
2015/16	1855	2203	371	624	5054
2016/17	1855	2547	416	612	5430
2017/18	1854	2630	466	593	5543
2018/19	2028	2717	413	565	5723
<b>Average rates levied</b>	<b>1746</b>	<b>2147</b>	<b>359</b>	<b>614</b>	<b>4866</b>

## 6. Rating Strategy Continued...

### 6.3 Rating structure

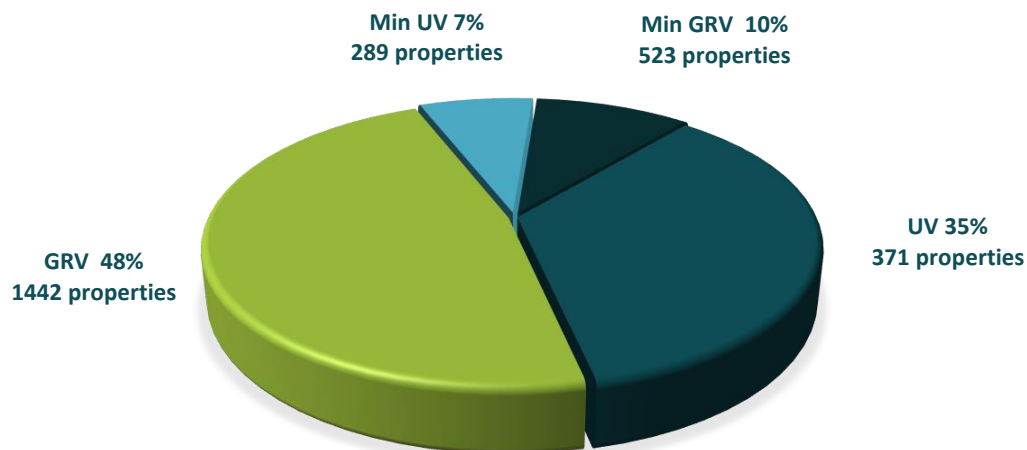
Council has established a rating structure which is comprised of the following elements. These are:

- \* Gross Rental Values
- \* Unimproved Values
- \* Minimum Rate

### 6.4 Revaluation of UV properties

Landgate Valuation Services provided a new valuation for all UV properties in the shire as at 1 July 2018. Along with the revaluation of GRV properties provided as at 1 July 2016 and interim rates applied through the year, Council is obliged to use these values to establish the 2018/19 rates - which are determined by applying a nominated rate in the dollar to the GRV or UV of each property to set the rates to be levied against each property.

## RATES LEVIED BY TYPE





**SHIRE OF YORK**

**BUDGET**

**FOR THE YEAR ENDED 30 JUNE 2019**

**TABLE OF CONTENTS**

Statement of Comprehensive Income by Nature or Type	Note
Basis of Preparation	
Statement of Comprehensive Income by Program	
Statement of Cash Flows	
Rate Setting Statement by Program	
Rates and Service Charges	1
Net Current Assets	2
Reconciliation of Cash	3
Fixed Assets	4
Asset Depreciation	5
Borrowings	6
Cash Backed Reserves	7
Fees and Charges	8
Grant Revenue	9
Other Information	10
Major Land Transactions	11-12
Joint Arrangements	13
Trust	14
Significant Accounting Policies - Other	15

**SHIRE'S VISION**

"Building on our history, to create our future"



**STATEMENT OF COMPREHENSIVE INCOME  
FOR THE YEAR ENDED 30TH JUNE 2019**

**BY NATURE OR TYPE**

	NOTE	2018/19 Budget	2017/18 Actual	2017/18 Budget
		\$	\$	\$
<b>Revenue</b>				
Rates	1	5,733,179	5,497,434	5,548,130
Operating grants, subsidies and contributions	9	1,200,999	1,760,674	1,005,491
Fees and charges	8	1,438,904	1,392,598	1,468,270
Interest earnings	10(a)	198,000	201,111	176,419
Other revenue	10(b)	69,900	64,019	77,512
		<b>8,640,982</b>	<b>8,915,836</b>	<b>8,275,822</b>
<b>Expenses</b>				
Employee costs		(4,012,855)	(2,909,634)	(3,841,713)
Materials and contracts		(2,611,185)	(3,200,100)	(2,634,472)
Utility charges		(409,588)	(358,430)	(279,548)
Depreciation on non-current assets	5	(2,441,786)	(2,562,388)	(2,444,360)
Interest expenses	10(c)	(115,058)	(122,758)	(124,642)
Insurance expenses		(189,398)	(244,331)	(192,610)
Other expenditure		(302,514)	(208,166)	(413,523)
		<b>(10,082,384)</b>	<b>(9,605,807)</b>	<b>(9,930,868)</b>
		<b>(1,441,402)</b>	<b>(689,971)</b>	<b>(1,655,046)</b>
Non-operating grants, subsidies and contributions	9	1,631,324	998,860	2,503,542
Profit on asset disposals	4(b)	0	0	239,000
Loss on asset disposals	4(b)	(416,011)	(5,389)	(390,302)
<b>Net result</b>		<b>(226,089)</b>	<b>303,500</b>	<b>697,194</b>
<b>Other comprehensive income</b>				
<b>Total other comprehensive income</b>		<b>0</b>	<b>0</b>	<b>0</b>
<b>Total comprehensive income</b>		<b>(226,089)</b>	<b>303,500</b>	<b>697,194</b>

This statement is to be read in conjunction with the accompanying notes.

## FOR THE YEAR ENDED 30TH JUNE 2019

### BASIS OF PREPARATION

The budget has been prepared in accordance with applicable Australian Accounting Standards (as they apply to local government and not-for-profit entities), Australian Accounting Interpretations, other authoritative pronouncements of the Australian Accounting Standards Board, the *Local Government Act 1995* and accompanying regulations. Material accounting policies which have been adopted in the preparation of this budget are presented below and have been consistently applied unless stated otherwise.

Except for cash flow and rate setting information, the budget has also been prepared on the accrual basis and is based on historical costs, modified, where applicable, by the measurement at fair value of selected non-current assets, financial assets and liabilities.

### THE LOCAL GOVERNMENT REPORTING ENTITY

All funds through which the Shire of York controls resources to carry on its functions have been included in the financial statements forming part of this budget.

In the process of reporting on the local government as a single unit, all transactions and balances between those Funds (for example, loans and transfers between Funds) have been eliminated.

All monies held in the Trust Fund are excluded from the financial statements. A separate statement of those monies appears at Note 14 to the budget.

### 2017/18 ACTUAL BALANCES

Balances shown in this budget as 2017/18 Actual are as forecast at the time of budget preparation and are subject to final adjustments.

### KEY TERMS AND DEFINITIONS - NATURE OR TYPE

#### REVENUES

##### RATES

All rates levied under the *Local Government Act 1995*. Includes general, differential, specific area rates, minimum rates, interim rates, back rates, ex-gratia rates, less discounts offered. Exclude administration fees, interest on instalments, interest on arrears and service charges.

##### SERVICE CHARGES

Service charges imposed under Division 6 of Part 6 of the *Local Government Act 1995*. Regulation 54 of the *Local Government (Financial Management) Regulations 1996* identifies these as television and radio broadcasting, underground electricity and neighbourhood surveillance services. Exclude rubbish removal charges. Interest and other items of a similar nature received from bank and investment accounts, interest on rate instalments, interest on rate arrears and interest on debtors.

##### PROFIT ON ASSET DISPOSAL

Profit on the disposal of assets including gains on the disposal of long term investments. Losses are disclosed under the expenditure classifications.

##### OPERATING GRANTS, SUBSIDIES AND CONTRIBUTIONS

Refer to all amounts received as grants, subsidies and contributions that are not non-operating grants.

##### NON-OPERATING GRANTS, SUBSIDIES AND CONTRIBUTIONS

Amounts received specifically for the acquisition, construction of new or the upgrading of non-current assets paid to a local government, irrespective of whether these amounts are received as capital grants, subsidies, contributions or donations.

### REVENUES (CONTINUED)

#### FEES AND CHARGES

Revenues (other than service charges) from the use of facilities and charges made for local government services, sewerage rates, rentals, hire charges, fee for service, photocopying charges, licences, sale of goods or information, fines, penalties and administration fees. Local governments may wish to disclose more detail such as rubbish collection fees, rental of property, fines and penalties, other fees and charges.

#### INTEREST EARNINGS

Interest and other items of a similar nature received from bank and investment accounts, interest on rate instalments, interest on rate arrears and interest on debtors.

#### OTHER REVENUE / INCOME

Other revenue, which can not be classified under the above headings, includes dividends, discounts, rebates etc.

#### EXPENSES

##### EMPLOYEE COSTS

All costs associated with the employment of person such as salaries, wages, allowances, benefits such as vehicle and housing, superannuation, employment expenses, removal expenses, relocation expenses, worker's compensation insurance, training costs, conferences, safety expenses, medical examinations, fringe benefit tax, etc.

##### MATERIALS AND CONTRACTS

All expenditures on materials, supplies and contracts not classified under other headings. These include supply of goods and materials, legal expenses, consultancy, maintenance agreements, communication expenses, advertising expenses, membership, periodicals, publications, hire expenses, rental, leases, postage and freight etc. Local governments may wish to disclose more detail such as contract services, consultancy, information technology, rental or lease expenditures.

##### UTILITIES (GAS, ELECTRICITY, WATER, ETC.)

Expenditures made to the respective agencies for the provision of power, gas or water. Exclude expenditures incurred for the reinstatement of roadwork on behalf of these agencies.

##### INSURANCE

All insurance other than worker's compensation and health benefit insurance included as a cost of employment.

##### LOSS ON ASSET DISPOSAL

Loss on the disposal of fixed assets includes loss on disposal of long term investments.

##### DEPRECIATION ON NON-CURRENT ASSETS

Depreciation expense raised on all classes of assets.

##### INTEREST EXPENSES

Interest and other costs of finance paid, including costs of finance for loan debentures, overdraft accommodation and refinancing expenses.

##### OTHER EXPENDITURE

Statutory fees, taxes, provision for bad debts, member's fees or State taxes. Donations and subsidies made to community groups.

**STATEMENT OF COMPREHENSIVE INCOME  
FOR THE YEAR ENDED 30TH JUNE 2019**

**BY PROGRAM**

	NOTE	2018/19 Budget	2017/18 Actual	2017/18 Budget
<b>Revenue</b>	1, 8, 9, 10(a),(b)	\$	\$	\$
Governance		8,400	32,354	8,486
General purpose funding		6,707,509	7,214,479	6,493,474
Law, order, public safety		93,611	67,132	72,878
Health		17,800	18,138	16,500
Education and welfare		35,287	35,297	35,190
Community amenities		710,938	733,700	699,787
Recreation and culture		759,024	489,721	561,748
Transport		154,462	148,316	215,407
Economic services		129,050	102,518	110,401
Other property and services		24,900	74,190	61,951
		<b>8,640,981</b>	<b>8,915,845</b>	<b>8,275,822</b>
<b>Expenses excluding finance costs</b>	5,10(c),(e),(f)			
Governance		(724,104)	(853,682)	(657,841)
General purpose funding		(318,766)	(209,451)	(302,384)
Law, order, public safety		(472,887)	(385,778)	(439,794)
Health		(243,087)	(181,064)	(247,672)
Education and welfare		(138,589)	(110,643)	(127,513)
Community amenities		(1,158,384)	(1,099,845)	(1,213,437)
Recreation and culture		(3,324,853)	(2,691,796)	(3,071,825)
Transport		(2,493,275)	(3,077,294)	(2,822,829)
Economic services		(974,239)	(778,021)	(857,467)
Other property and services		(119,141)	(95,483)	(65,464)
		<b>(9,967,325)</b>	<b>(9,483,057)</b>	<b>(9,806,226)</b>
<b>Finance costs</b>	6, 10(d)			
Recreation and culture		(109,672)	(116,228)	(117,913)
Transport		(5,386)	(6,531)	(6,729)
		<b>(115,058)</b>	<b>(122,759)</b>	<b>(124,642)</b>
		<b>(1,441,402)</b>	<b>(689,971)</b>	<b>(1,655,046)</b>
Non-operating grants, subsidies and contributions	9	1,631,324	998,860	2,503,542
Profit on disposal of assets	4(b)	0	0	239,000
(Loss) on disposal of assets	4(b)	(416,011)	(5,389)	(390,302)
<b>Net result</b>		<b>(226,089)</b>	<b>303,500</b>	<b>697,194</b>
<b>Other comprehensive income</b>				
Changes on revaluation of non-current assets		0	0	0
<b>Total other comprehensive income</b>		<b>0</b>	<b>0</b>	<b>0</b>
<b>Total comprehensive income</b>		<b>(226,089)</b>	<b>303,500</b>	<b>697,194</b>

This statement is to be read in conjunction with the accompanying notes.

## FOR THE YEAR ENDED 30TH JUNE 2019

### KEY TERMS AND DEFINITIONS - REPORTING PROGRAMS

The principal activities of Council for the Local Government of the Shire of York covers the provisions of law, order, public safety services, education services, health services, welfare services, community amenities, recreation and cultural services, transport services, economic services, and other property services as permitted under the *Local Government Act* or other written law.

<b>PROGRAM NAME</b>	<b>ACTIVITIES</b>
<b>GOVERNANCE</b>	Members expenses and the costs associated with meetings of Council, policy determination and public ceremonies and presentations and administration allocations.
<b>GENERAL PURPOSE FUNDING</b>	Rates, general purpose government grants and interest revenue.
<b>LAW, ORDER, PUBLIC SAFETY</b>	Supervision of local laws, fire prevention including the provision of volunteer fire brigades, animal control and the support of local emergency and public safety organisations.
<b>HEALTH</b>	Food quality control, immunisation, environmental health and support to the medical practice and practitioners.
<b>EDUCATION AND WELFARE</b>	Building maintenance of Pioneer Memorial Lodge (leased Aged Care facility) and Centennial Units which are a joint venture with Homeswest providing self contained units to over 55's. Support to youth based initiatives.
<b>COMMUNITY AMENITIES</b>	Rubbish collection services, management of waste facilities, noise control, administration of the Town Planning Scheme, maintenance of cemeteries and storm water drainage maintenance.
<b>RECREATION AND CULTURE</b>	Maintenance of halls, aquatic centre, recreation centre and various reserves. Operation of the library and support to and maintenance of the Residency Museum.
<b>TRANSPORT</b>	Construction and maintenance of roads, bridges, footpaths, drainage works, lighting and cleaning of streets and depot maintenance.
<b>ECONOMIC SERVICES</b>	Area promotion, support to tourism, building control, the community bus, and standpipes.
<b>OTHER PROPERTY AND SERVICES</b>	Public works overhead allocations, plant operation cost allocations and Stock.

**STATEMENT OF CASH FLOWS  
FOR THE YEAR ENDED 30TH JUNE 2019**

**BY NATURE OR TYPE**

	NOTE	2018/19 Budget	2017/18 Actual	2017/18 Budget
		\$	\$	\$
<b>CASH FLOWS FROM OPERATING ACTIVITIES</b>				
<b>Receipts</b>				
Rates		5,733,179	5,397,194	5,548,131
Operating grants, subsidies and contributions		1,200,999	2,297,002	1,005,491
Fees and charges		1,438,904	1,392,598	1,468,270
Interest earnings		198,000	201,111	176,419
Goods and services tax		0	(51,885)	0
Other revenue		69,900	64,019	77,512
		8,640,982	9,300,039	8,275,823
<b>Payments</b>				
Employee costs		(4,012,855)	(2,994,824)	(3,841,712)
Materials and contracts		(2,611,185)	(3,971,776)	(2,634,472)
Utility charges		(409,588)	(358,430)	(279,548)
Interest expenses		(115,058)	(120,875)	(124,642)
Insurance expenses		(189,398)	(244,331)	(192,610)
Other expenditure		(302,514)	(208,166)	(413,523)
		(7,640,598)	(7,898,402)	(7,486,507)
<b>Net cash provided by (used in) operating activities</b>	3	1,000,384	1,401,637	789,316
<b>CASH FLOWS FROM INVESTING ACTIVITIES</b>				
Payments for purchase of property, plant & equipment	4(a)	(1,440,330)	(835,649)	(1,520,270)
Payments for construction of infrastructure	4(a)	(2,862,901)	(1,402,552)	(3,180,550)
Non-operating grants, subsidies and contributions used for the development of assets	9	1,631,324	998,860	2,503,542
Proceeds from sale of plant & equipment	4(b)	1,065,000	173,603	608,800
<b>Net cash provided by (used in) investing activities</b>		(1,606,907)	(1,065,739)	(1,588,478)
<b>CASH FLOWS FROM FINANCING ACTIVITIES</b>				
Repayment of borrowings	6	(873,922)	(214,337)	(214,337)
<b>Net cash provided by (used in) financing activities</b>		(873,922)	(214,337)	(214,337)
<b>Net increase (decrease) in cash held</b>		(1,480,445)	121,561	(1,013,499)
Cash at beginning of year		4,861,428	3,041,935	3,510,611
<b>Cash and cash equivalents at the end of the year</b>	3	<b>3,380,983</b>	<b>3,163,496</b>	<b>2,497,112</b>

This statement is to be read in conjunction with the accompanying notes.

**RATES SETTING STATEMENT  
FOR THE YEAR ENDED 30TH JUNE 2019**

**BY REPORTING PROGRAM**

	NOTE	2018/19 Budget	2017/18 Actual	2017/18 Budget
		\$	\$	\$
<b>OPERATING ACTIVITIES</b>				
<b>Net current assets at start of financial year - surplus/(deficit)</b>	2	2,094,197	1,975,513	1,182,214
		2,094,197	1,975,513	1,182,214
<b>Revenue from operating activities (excluding rates)</b>				
Governance		8,400	32,354	8,486
General purpose funding		974,330	1,717,045	945,344
Law, order, public safety		93,611	67,132	72,878
Health		17,800	18,138	16,500
Education and welfare		35,287	35,297	35,190
Community amenities		710,938	733,700	699,787
Recreation and culture		759,024	489,721	561,748
Transport		154,462	148,316	215,407
Economic services		129,050	102,518	110,401
Other property and services		24,900	74,190	61,951
		2,907,802	3,418,411	2,727,692
<b>Expenditure from operating activities</b>				
Governance		(749,583)	(854,676)	(680,009)
General purpose funding		(318,766)	(209,451)	(302,384)
Law, order, public safety		(476,487)	(385,778)	(439,794)
Health		(243,087)	(181,064)	(256,659)
Education and welfare		(138,589)	(110,643)	(127,513)
Community amenities		(1,158,384)	(1,099,845)	(1,216,000)
Recreation and culture		(3,434,525)	(2,808,024)	(3,189,738)
Transport		(2,545,911)	(3,083,825)	(2,895,074)
Economic services		(976,139)	(778,021)	(898,217)
Other property and services		(456,923)	(99,878)	(76,784)
		(10,498,394)	(9,611,205)	(10,082,172)
<b>Operating activities excluded from budget</b>				
(Profit) on asset disposals	4(b)	0	0	(239,000)
Loss on disposal of assets	4(b)	416,011	5,389	390,302
Depreciation on assets	5	2,441,786	2,562,388	2,444,360
Movement in employee benefit provisions (non-current)		0	28,076	0
<b>Amount attributable to operating activities</b>		(2,638,598)	(1,621,428)	(3,576,604)
<b>INVESTING ACTIVITIES</b>				
Non-operating grants, subsidies and contributions	9	1,631,324	998,860	2,503,542
Purchase property, plant and equipment	4(a)	(1,440,330)	(835,649)	(1,520,270)
Purchase and construction of infrastructure	4(a)	(2,862,901)	(1,402,552)	(3,180,550)
Proceeds from disposal of assets	4(a)	1,065,000	173,603	608,800
<b>Amount attributable to investing activities</b>		(1,606,907)	(1,065,739)	(1,588,478)
<b>FINANCING ACTIVITIES</b>				
Repayment of borrowings	6(a)	(873,922)	(214,337)	(214,337)
Transfers to cash backed reserves (restricted assets)	7(a)	(638,752)	(526,733)	(345,418)
Transfers from cash backed reserves (restricted assets)	7(a)	25,000	25,000	176,707
<b>Amount attributable to financing activities</b>		(1,487,674)	(716,070)	(383,048)
<b>Budgeted deficiency before general rates</b>		(5,733,179)	(3,403,237)	(5,548,130)
<b>Estimated amount to be raised from general rates</b>	1	5,733,179	5,497,434	5,548,130
<b>Net current assets at end of financial year - surplus/(deficit)</b>	2	<b>0</b>	<b>2,094,197</b>	<b>0</b>

This statement is to be read in conjunction with the accompanying notes.

NOTES TO AND FORMING PART OF THE BUDGET  
FOR THE YEAR ENDED 30TH JUNE 2019

1. RATES AND SERVICE CHARGES

(a) Rating Information

RATE TYPE	Rate in	Number of properties	Rateable value	2018/19 Budgeted rate revenue	2018/19 Budgeted interim rates	2018/19 Budgeted back rates	2018/19 Budgeted total revenue	2017/18 Actual Revenue
	\$		\$	\$	\$	\$	\$	\$
<b>Differential general rate or general rate</b>								
GRV General Rate	0.120860	1,442	22,482,102	2,717,187	0	0	2,717,187	2,629,862
UV General	0.009186	371	220,746,995	2,027,782	0	0	2,027,782	1,854,281
Interim Rates	0.000000	0	0		10,000	0	10,000	9,632
Back Rates	0.000000	0	0		0	100	100	(5,480)
<b>Sub-Totals</b>		1,813	243,229,098	4,744,969	10,000	100	4,755,069	4,488,295
<b>Minimum</b>								
<b>Minimum payment</b>								
	\$							
GRV General Rate	1,080	523	0	564,840	0	0	564,840	592,920
UV General	1,430	289	0	413,270	0	0	413,270	466,180
<b>Sub-Totals</b>		812	0	978,110	0	0	978,110	1,059,100
		2,625	243,229,098	5,723,079	10,000	100	5,733,179	5,547,395
Discounts/concessions (Refer note 1(c))							0	0
Movement in Rates Paid in Advance								(49,962)
<b>Total amount raised from general rates</b>							5,733,179	5,497,434
Specified area rates (Refer note 1(c))							0	0
<b>Total rates</b>							5,733,179	5,497,434

All land (other than exempt land) in the Shire of York is rated according to its Gross Rental Value (GRV) in townsites or Unimproved Value (UV) in the remainder of the Shire of York.

The general rates detailed for the 2018/19 financial year have been determined by Council on the basis of raising the revenue required to meet the deficiency between the total estimated expenditure proposed in the budget and the estimated revenue to be received from all sources other than rates and also considering the extent of any increase in rating over the level adopted in the previous year.

The minimum rates have been determined by Council on the basis that all ratepayers must make a reasonable contribution to the cost of local government services/facilities.

**NOTES TO AND FORMING PART OF THE BUDGET  
FOR THE YEAR ENDED 30TH JUNE 2019**

**1. RATES AND SERVICE CHARGES (CONTINUED)**

**(b) Interest Charges and Instalments - Rates and Service Charges**

The following instalment options are available to ratepayers for the payment of rates and service charges.

<b>Instalment options</b>	<b>Date due</b>	<b>Instalment plan admin charge</b>	<b>Instalment plan interest rate</b>	<b>Unpaid rates interest rates</b>
		\$	%	%
<b>Option one - Payment In Full</b>				
One Instalment	10/09/2018	0	0.00%	11.00%
<b>Option two - Four Instalments</b>				
First Instalment	10/09/2018	0	5.50%	11.00%
Second Instalment	12/11/2018	10	5.50%	11.00%
Third Instalment	14/01/2019	10	5.50%	11.00%
Fourth Instalment	18/03/2019	10	5.50%	11.00%

	<b>2018/19 Budget revenue</b>	<b>2017/18 Actual</b>
	\$	\$
Instalment plan admin charge revenue	19,500	19,480
Instalment plan interest earned	24,000	24,739
Unpaid rates and service charge interest earned	104,000	126,678
	<u>147,500</u>	<u>170,897</u>

**(c) Waivers or concessions**

The Shire does not anticipate any waivers or concessions for the year ended 30th June 2019.



**NOTES TO AND FORMING PART OF THE BUDGET  
FOR THE YEAR ENDED 30TH JUNE 2019**

**2. NET CURRENT ASSETS**

	Note	2018/19 Budget	2017/18 Actual
		\$	\$
<b>Composition of estimated net current assets</b>			
<b>Current assets</b>			
Cash - unrestricted	3	158,346	2,252,543
Cash - restricted reserves	3	3,222,637	2,608,886
Receivables		1,217,461	1,217,461
Inventories		42,874	42,874
		4,641,318	6,121,764
<b>Less: current liabilities</b>			
Trade and other payables		1,139,733	1,139,733
Long term borrowings		(416,024)	223,922
Provisions		707,092	707,092
		1,430,801	2,070,747
<b>Unadjusted net current assets</b>		3,210,517	4,051,017
<b>Adjustments</b>			
Less: Cash - restricted reserves	3	(3,222,637)	(2,608,886)
Less: rates in adv		(49,962)	(49,962)
Add: Current portion of borrowings		(416,024)	223,922
Add: Current liabilities not expected to be cleared at end of year		478,106	478,106
<b>Adjusted net current assets - surplus/(deficit)</b>		0	2,094,197

**Reason for Adjustments**

The differences between the net current assets at the end of each financial year in the rate setting statement and net current assets detailed above arise from amounts which have been excluded when calculating the budget deficiency in accordance with *Local Government (Financial Management) Regulation 32* as movements for these items have been funded within the budget estimates. These differences are disclosed as adjustments above.

**SIGNIFICANT ACCOUNTING POLICIES**

**CURRENT AND NON-CURRENT CLASSIFICATION**

In the determination of whether an asset or liability is current or non-current, consideration is given to the time when each asset or liability is expected to be settled. The asset or liability is classified as current if it is expected to be settled within the next 12 months, being the Shire of York's operational cycle.

In the case of liabilities where the Shire of York does not have the unconditional right to defer settlement beyond 12 months, such as vested long service leave, the liability is classified as current even if not expected to be settled within the next 12 months.

Inventories held for trading are classified as current even if not expected to be realised in the next 12 months except for land held for sale where it is held as non-current based on the Shire of York's intentions to release for sale.

**TRADE AND OTHER RECEIVABLES**

Trade and other receivables include amounts due from ratepayers for unpaid rates and service charges and other amounts due from third parties for goods sold and services performed in the ordinary course of business.

Receivables expected to be collected within 12 months of the end of the reporting period are classified as current assets. All other receivables are classified as non-current assets.

Collectability of trade and other receivables is reviewed on an ongoing basis. Debts that are known to be uncollectible are written off when identified. An allowance for doubtful debts is raised when there is objective evidence that they will not be collectible.

## **2. NET CURRENT ASSETS (CONTINUED)**

### **SIGNIFICANT ACCOUNTING POLICIES**

#### **TRADE AND OTHER PAYABLES**

Trade and other payables represent liabilities for goods and services provided to the Shire prior to the end of the financial year that are unpaid and arise when the Shire of York becomes obliged to make future payments in respect of the purchase of these goods and services. The amounts are unsecured, are recognised as a current liability and are normally paid within 30 days of recognition.

#### **PROVISIONS**

Provisions are recognised when the Shire of York has a legal or constructive obligation, as a result of past events, for which it is probable that an outflow of economic benefits will result and that outflow can be reliably measured.

Provisions are measured using the best estimate of the amounts required to settle the obligation at the end of the reporting period.

#### **INVENTORIES**

##### **General**

Inventories are measured at the lower of cost and net realisable value.

Net realisable value is the estimated selling price in the ordinary course of business less the estimated costs of completion and the estimated costs necessary to make the sale.

##### **Superannuation**

The Shire of York contributes to a number of superannuation funds on behalf of employees.

All funds to which the Shire of York contributes are defined contribution plans.

#### **EMPLOYEE BENEFITS**

##### **Short-term employee benefits**

Provision is made for the Shire of York's obligations for short-term employee benefits. Short term employee benefits are benefits (other than termination benefits) that are expected to be settled wholly before 12 months after the end of the annual reporting period in which the employees render the related service, including wages, salaries and sick leave. Short-term employee benefits are measured at the (undiscounted) amounts expected to be paid when the obligation is settled.

The Shire of York's obligations for short-term employee benefits such as wages, salaries and sick leave are recognised as a part of current trade and other payables in the statement of financial position. The Shire of York's obligations for employees' annual leave and long service leave entitlements are recognised as provisions in the statement of financial position.

##### **LAND HELD FOR RESALE**

Land held for development and sale is valued at the lower of cost and net realisable value. Cost includes the cost of acquisition, development, borrowing costs and holding costs until completion of development. Finance costs and holding charges incurred after development is completed are expensed.

Gains and losses are recognised in profit or loss at the time of signing an unconditional contract of sale if significant risks and rewards, and effective control over the land, are passed on to the buyer at this point.

Land held for sale is classified as current except where it is held as non-current based on Council's intentions to release for sale.

**NOTES TO AND FORMING PART OF THE BUDGET  
FOR THE YEAR ENDED 30TH JUNE 2019**

**3. RECONCILIATION OF CASH**

For the purposes of the Statement of Cash Flows, cash includes cash and cash equivalents, net of outstanding bank overdrafts. Estimated cash at the end of the reporting period is as follows:

	<b>2018/19 Budget</b>	<b>2017/18 Actual</b>	<b>2017/18 Budget</b>
	\$	\$	\$
Cash - unrestricted	158,346	2,252,543	214,617
Cash - restricted	3,222,637	2,608,885	2,282,495
	<b>3,380,983</b>	<b>4,861,428</b>	<b>2,497,112</b>

The following restrictions have been imposed by regulation or other externally imposed requirements:

Leave Reserve	485,823	478,106	472,835
Plant Reserve	678,310	667,535	430,309
Town Planning Reserve	7,211	7,096	7,008
Avon River Mtce Reserve	114,799	14,564	114,385
Industrial Land Reserve	128,557	126,515	125,028
Refuse Site Develop Reserve	184,724	181,790	179,653
Centennial Gardens Reserve	145,048	138,313	119,825
Public Open Space Cont Reserve	437	430	424
Community Bus	84,442	83,101	20,782
Pioneer Memorial Lodge Reserve	100,487	98,891	96,840
Residency Museum Reserve	6,095	5,998	5,924
Carparking Reserve	17,866	17,582	17,376
Building Reserve	362,687	352,005	52,101
Disaster Reserve	33,681	33,146	32,757
Archives Reserve	6,823	6,715	6,506
Water Supply Reserve	6,778	6,778	6,778
Tied Grant Funds Reserve	124,008	124,008	146,984
Cemetery Reserve	5,063	4,983	4,826
R.S.L. Memorial Reserve	13,152	12,943	12,791
Greenhills Townsite Development Reserve	30,222	29,742	28,927
Roads Reserve	372,451	90,982	91,963
Land & Infrastructure Reserve	151,857	110,080	133,962
Forrest Oval Lights	4,760	3,700	5,697
Bowls Synthetic Surface Reserve	15,825	12,129	16,067
Tennis Synthetic Surface Reserve	2,532	1,754	3,748
Main Street Reserve	139,000	0	139,000
	<b>3,222,638</b>	<b>2,608,886</b>	<b>2,272,496</b>

**Reconciliation of net cash provided by operating activities to net result**

<b>Net result</b>	(226,089)	303,500	697,194
Depreciation	2,441,786	2,562,388	2,444,360
(Profit)/loss on sale of asset	416,011	5,389	151,302
(Increase)/decrease in receivables	0	384,203	0
(Increase)/decrease in inventories	0	(6,016)	0
Increase/(decrease) in payables	0	(848,967)	0
Grants/contributions for the development of assets	(1,631,324)	(998,860)	(2,503,542)
<b>Net cash from operating activities</b>	<b>1,000,384</b>	<b>1,401,637</b>	<b>789,314</b>

**SIGNIFICANT ACCOUNTING POLICES**

**CASH AND CASH EQUIVALENTS**

Cash and cash equivalents include cash on hand, cash at bank, deposits available on demand with banks, other short term highly liquid investments that are readily convertible to known amounts of cash and which are subject to an insignificant risk of changes in value and bank overdrafts.

Bank overdrafts are shown as short term borrowings in current liabilities in Note 2 - Net Current Assets.

NOTES TO AND FORMING PART OF THE BUDGET  
FOR THE YEAR ENDED 30TH JUNE 2019

4. FIXED ASSETS

(a) Acquisition of Assets

The following assets are budgeted to be acquired during the year.

Asset class	Reporting program						2018/19 Budget total	2017/18 Actual total
	Governance	Law, order, public safety	Recreation and culture	Transport	Economic services	Other property and services		
	\$	\$	\$	\$	\$	\$	\$	
<i>Property, Plant and Equipment</i>								
Land - freehold land	0	0	0	0	0	0	25,000	
Buildings - specialised	88,000	0	833,330	0	0	30,000	255,950	
Furniture and equipment	45,000	0	24,000	0	10,000	0	13,440	
Plant and equipment	134,000	36,000	0	176,000	26,000	38,000	541,259	
	267,000	36,000	857,330	176,000	36,000	68,000	835,649	
<i>Infrastructure</i>								
Infrastructure - Roads	0	0	0	2,375,263	0	0	1,402,552	
Infrastructure - Footpaths	0	0	0	108,638	0	0	0	
Infrastructure - Other	0	0	275,000	0	25,000	0	0	
Infrastructure - Bridges	0	0	0	79,000	0	0	0	
	0	0	275,000	2,562,901	25,000	0	1,402,552	
<b>Total acquisitions</b>	267,000	36,000	1,132,330	2,738,901	61,000	68,000	2,238,202	

NOTES TO AND FORMING PART OF THE BUDGET  
FOR THE YEAR ENDED 30TH JUNE 2019

4. FIXED ASSETS (CONTINUED)

(b) Disposals of Assets

The following assets are budgeted to be disposed of during the year.

	Net book value	Sale proceeds	2018/19 Budget		2017/18 Actual		2017/18 Budget	
	\$	\$	Profit	Loss	Profit	Loss	Profit	Loss
<b>By Program</b>								
Governance	106,479	81,000	0	(25,479)	0	(994)	0	(22,168)
Law, order, public safety	21,600	18,000	0	(3,600)	0	0	0	0
Health	0	0	0	0	0	0	0	(8,987)
Community amenities	0	0	0	0	0	0	0	(2,563)
Transport	78,250	31,000	0	(47,250)	0	0	0	(65,516)
Economic services	16,900	15,000	0	(1,900)	0	0	0	(40,750)
Other property and services	1,257,782	920,000	0	(337,782)	0	(4,395)	0	(11,318)
	1,481,011	1,065,000	0	(416,011)	0	(5,389)	0	(151,302)
<b>By Class</b>								
<u>Property, Plant and Equipment</u>								
Buildings - specialised	1,225,482	899,000	0	(349,082)	0	0	0	0
Plant and equipment	255,529	166,000	0	(66,929)	0	0	0	0
	1,481,011	1,065,000	0	(416,011)	0	0	0	0

**NOTES TO AND FORMING PART OF THE BUDGET  
FOR THE YEAR ENDED 30TH JUNE 2019**

**5. ASSET DEPRECIATION**

**By Program**

Governance
Law, order, public safety
Health
Education and welfare
Community amenities
Recreation and culture
Transport
Economic services
Other property and services

**By Class**

Buildings - specialised
Furniture and equipment
Plant and equipment
Infrastructure - Roads
Infrastructure - Footpaths
Infrastructure - Drainage
Infrastructure - Other
Infrastructure - Bridges

<b>2018/19 Budget</b>	<b>2017/18 Actual</b>	<b>2017/18 Budget</b>
\$	\$	\$
113,637	98,684	107,481
50,245	65,072	47,523
7,049	1,608	6,667
62,371	53,187	60,251
14,937	14,857	18,222
687,595	677,474	643,851
1,343,412	1,508,828	1,270,634
9,054	8,065	8,231
153,487	134,611	281,500
<b>2,441,786</b>	<b>2,562,388</b>	<b>2,444,360</b>
564,904	592,805	565,499
87,186	91,492	87,277
186,626	195,844	186,823
832,360	873,471	833,237
28,364	29,765	28,394
432,705	454,077	433,161
192,345	201,846	192,548
117,296	123,090	117,420
<b>2,441,786</b>	<b>2,562,388</b>	<b>2,444,360</b>

**SIGNIFICANT ACCOUNTING POLICIES**

**DEPRECIATION**

The depreciable amount of all fixed assets including buildings but excluding freehold land, are depreciated on a straight-line basis over the individual asset's useful life from the time the asset is held ready for use. Leasehold improvements are depreciated over the shorter of either the unexpired of the lease or the estimated useful life of the improvements.

The assets residual values and useful lives are reviewed, and adjusted if appropriate, at the end of each reporting period.

An asset's carrying amount is written down immediately to its recoverable amount if the asset's carrying amount is greater than its estimated recoverable amount.

Gains and losses on disposals are determined by comparing proceeds with the carrying amount. These gains and losses are included in profit or loss in the period which they arise.

**DEPRECIATION (CONTINUED)**

Major depreciation periods used for each class of depreciable asset are:

Buildings - non-specialised	30 - 50 Years
Buildings - specialised	30 - 50 Years
Furniture and equipment	4 - 10 Years
Plant and equipment	5 - 15 Years
Infrastructure - Roads	20 - 70 Years
Infrastructure - Footpaths	25 - 50 Years
Infrastructure - Drainage	75 - 80 Years
Infrastructure - Other	20 - 50 Years
Infrastructure - Bridges	75 - 80 Years

NOTES TO AND FORMING PART OF THE BUDGET  
FOR THE YEAR ENDED 30TH JUNE 2019

6. INFORMATION ON BORROWINGS

(a) Borrowing repayments

Movement in borrowings and interest between the beginning and the end of the current financial year.

Purpose	Principal 30/06/2018	New loans	Principal repayments		Principal outstanding		Interest repayments	
			2018/19 Budget	2017/18 Actual	2018/19 Budget	2017/18 Actual	2018/19 Budget	2017/18 Actual
			\$	\$	\$	\$	\$	\$
<b>Recreation and culture</b>								
Loan 62 - Forrest Oval Redevelopment - Stage 1	1,036,133	0	53,482	50,265	982,651	1,036,133	64,447	67,319
Loan 63 - Forrest Oval Redevelopment - Stage 2	215,540	0	215,540	19,037	0	215,540	10,717	11,576
Loan 64 - Forrest Oval Redevelopment - Stage 3	336,212	0	85,752	29,696	250,460	336,212	16,718	18,057
Loan 65 - Archives Facility	50,398	0	12,556	11,962	37,842	50,398	2,232	2,776
Loan 67 - Old Convent School	487,320	0	458,295	56,423	29,025	487,320	15,557	16,500
<b>Transport</b>								
Loan 66 - Plant	201,635	0	48,297	46,954	153,338	201,635	5,386	6,531
	2,327,238	0	873,922	214,337	1,453,316	2,327,238	115,058	122,758
	2,327,238	0	873,922	214,337	1,453,316	2,327,238	115,058	122,758

All borrowing repayments, other than Self Supporting Loans, will be financed by general purpose revenue.  
The self supporting loan(s) repayment will be fully reimbursed.

NOTES TO AND FORMING PART OF THE BUDGET  
FOR THE YEAR ENDED 30TH JUNE 2019

6. INFORMATION ON BORROWINGS (CONTINUED)

(b) New borrowings - 2018/19

The Shire does not intend to undertake any new borrowings for the year ended 30th June 2019

(c) Unspent borrowings

The Shire had no unspent borrowing funds as at 30th June 2018 nor is it expected to have unspent borrowing funds as at 30 June 2019.

(d) Credit Facilities

	2018/19 Budget	2017/18 Actual	2017/18 Budget
	\$	\$	\$
<b>Undrawn borrowing facilities</b>			
<b>credit standby arrangements</b>			
Bank overdraft limit	200,000	200,000	200,000
Bank overdraft at balance date	0	0	0
Credit card limit	10,000	10,000	10,000
Credit card balance at balance date	0	(184)	0
<b>Total amount of credit unused</b>	<b>210,000</b>	<b>209,816</b>	<b>210,000</b>
<b>Loan facilities</b>			
Loan facilities in use at balance date	1,453,316	2,327,238	0

Overdraft details	Purpose overdraft was established	Year overdraft established	Amount b/fwd	2017/18 Budget	Amount as at 30 June 2018
			\$	\$	\$
Bank Overdraft Facility	Cashflow purposes	2003	200,000	200,000	200,000
			200,000	200,000	0

SIGNIFICANT ACCOUNTING POLICIES

**BORROWING COSTS**

Borrowing costs are recognised as an expense when incurred except where they are directly attributable to the acquisition, construction or production of a qualifying asset. Where this is the case, they are capitalised as part of the cost of the particular asset until such time as the asset is substantially ready for its intended use or sale.



NOTES TO AND FORMING PART OF THE BUDGET  
FOR THE YEAR ENDED 30TH JUNE 2019

7. CASH BACKED RESERVES

(a) Cash Backed Reserves - Movement

	2018/19 Budget Opening Balance	2018/19 Budget Transfer to	2018/19 Budget Transfer (from)	2018/19 Budget Closing Balance	2017/18 Actual Opening Balance	2017/18 Actual Transfer to	2017/18 Actual Transfer (from)	2017/18 Actual Closing Balance	2017/18 Budget Opening Balance	2017/18 Budget Transfer to	2017/18 Budget Transfer (from)	2017/18 Budget Closing Balance
	\$	\$	\$	\$	\$	\$	\$	\$	\$	\$	\$	\$
Leave Reserve	478,106	7,717	0	485,823	450,029	28,077	0	478,106	443,893	28,942	0	472,835
Plant Reserve	667,535	10,775	0	678,310	526,818	140,717	0	667,535	519,301	11,008	(100,000)	430,309
Town Planning Reserve	7,096	115	0	7,211	6,971	125	0	7,096	6,871	137	0	7,008
Avon River Mtce Reserve	14,564	100,235	0	114,799	14,307	257	0	14,564	14,103	100,282	0	114,385
Industrial Land Reserve	126,515	2,042	0	128,557	124,284	2,231	0	126,515	122,511	2,517	0	125,028
Refuse Site Develop Reserve	181,790	2,934	0	184,724	178,585	3,205	0	181,790	176,037	3,616	0	179,653
Centennial Gardens Reserve	138,313	6,735	0	145,048	135,874	2,439	0	138,313	133,936	2,596	(16,707)	119,825
Public Open Space Cont Reserve	430	7	0	437	422	8	0	430	416	8	0	424
Community Bus	83,101	1,341	0	84,442	81,636	1,465	0	83,101	80,471	311	(60,000)	20,782
Pioneer Memorial Lodge Reserve	98,891	1,596	0	100,487	97,147	1,744	0	98,891	95,761	1,079	0	96,840
Residency Museum Reserve	5,998	97	0	6,095	5,892	106	0	5,998	5,808	116	0	5,924
Carparking Reserve	17,582	284	0	17,866	17,271	308	0	17,582	17,026	350	0	17,376
Building Reserve	352,005	35,682	(25,000)	362,687	51,089	300,917	0	352,005	51,073	1,028	0	52,101
Disaster Reserve	33,146	535	0	33,681	32,562	584	0	33,146	32,098	659	0	32,757
Archives Reserve	6,715	108	0	6,823	6,597	118	0	6,715	6,503	3	0	6,506
Water Supply Reserve	6,778	0	0	6,778	6,778	0	0	6,778	6,778	0	0	6,778
Tied Grant Funds Reserve	124,008	0	0	124,008	124,008	0	0	124,008	146,984	0	0	146,984
Cemetery Reserve	4,983	80	0	5,063	4,896	88	0	4,983	4,826	0	0	4,826
R.S.L. Memorial Reserve	12,943	209	0	13,152	12,715	228	0	12,943	12,534	257	0	12,791
Greenhills Townsite Development Reserve	29,742	480	0	30,222	29,217	524	0	29,742	28,800	127	0	28,927
Roads Reserve	90,982	281,469	0	372,451	89,377	1,604	0	90,982	88,958	3,005	0	91,963
Land & Infrastructure Reserve	110,080	41,777	0	151,857	93,403	41,676	(25,000)	110,080	92,071	41,891	0	133,962
Forrest Oval Lights	3,700	1,060	0	4,760	3,635	65	0	3,700	3,583	2,114	0	5,697
Bowls Synthetic Surface Reserve	12,129	3,696	0	15,825	11,915	214	0	12,129	11,745	4,322	0	16,067
Tennis Synthetic Surface Reserve	1,754	778	0	2,532	1,723	31	0	1,754	1,698	2,050	0	3,748
Main Street Reserve	0	139,000	0	139,000	0	0	0	0	0	139,000	0	139,000
	2,608,886	638,752	(25,000)	3,222,638	2,107,152	526,731	(25,000)	2,608,886	2,103,785	345,418	(176,707)	2,272,496

**NOTES TO AND FORMING PART OF THE BUDGET  
FOR THE YEAR ENDED 30TH JUNE 2019**

**7. CASH BACKED RESERVES (CONTINUED)**

**(b) Cash Backed Reserves - Purposes**

In accordance with Council resolutions in relation to each reserve account, the purpose for which the reserves are set aside are as follows:

<b>Reserve name</b>	<b>Purpose of the reserve</b>
Leave Reserve	To fund annual and long service leave requirements.
Plant Reserve	To be used to fund plant purchases or major capital repairs.
Town Planning Reserve	To develop and review the York Town Planning schemes and amendments.
Avon River Mtce Reserve	To maintain and protect the Avon River and its environs.
Industrial Land Reserve	For the continued development and expansion of an industrial subdivision within the Shire.
Refuse Site Develop Reserve	To be used for ongoing maintenance and development of Council's waste management facilities.
Centennial Gardens Reserve	To be used for further expansion and capital repairs of the existing units.
Public Open Space Cont Reserve	For the expansion and development of passive recreation areas within the Shire.
Community Bus	To finance the changeover of the Community Bus (funded by the operational surplus of the Community Bus).
Pioneer Memorial Lodge Reserve	To finance capital improvements and extensions to the seniors village (funded by the operational surplus of the Lodge).
Residency Museum Reserve	To fund capital expenditure and maintenance of the historical museum.
Carparking Reserve	To fund the management and control of parking facilities in accordance with Councils Parking Plan.
Building Reserve	For the construction and major capital improvements to all Council buildings.
Disaster Reserve	A contingency reserve to help fund recovery from any natural disaster.
Archives Reserve	To provide a secure building for the safe storage of Council's Archival Records.
Water Supply Reserve	To hold funds raised through the water supply charge until the loan repayment is due.
Tied Grant Funds Reserve	To segregate grant funds provided for specific projects until those projects are carried out.
Cemetery Reserve	To provide for the ongoing development of the existing York Cemetery or the development of a new site at a location to be determined.
R.S.L. Memorial Reserve	To provide for the upgrading of the RSL Memorial.
Greenhills Townsite Development Reserve	To provide funds to enhance the amenity and economic potential of the Greenhills Townsite with such funds to be expended in consultation with the Greenhills Progress Association.
Roads Reserve	To provide for future road resealing requirements.
Land & Infrastructure Reserve	For the purpose of funding the purchase of land and or buildings or the construction of buildings.
Forrest Oval Lights	To provide for the replacement and upgrading of the Oval Lights.
Bowls Synthetic Surface Reserve	To provide for the future replacement of Bowls synthetic surface.
Tennis Synthetic Surface Reserve	To provide for the future replacement of Tennis synthetic surface.
Main Street Reserve	To provide funds to upgrade the Main Street and the development of a Town Precinct.

**NOTES TO AND FORMING PART OF THE BUDGET  
FOR THE YEAR ENDED 30TH JUNE 2019**

**8. FEES & CHARGES REVENUE**

	<b>2018/19 Budget</b>	<b>2017/18 Actual</b>
	\$	\$
Governance	400	891
General purpose funding	37,180	38,616
Law, order, public safety	18,210	20,128
Health	17,800	18,138
Education and welfare	32,001	32,259
Community amenities	703,778	726,082
Recreation and culture	493,684	463,424
Transport	0	352
Economic services	127,950	67,730
Other property and services	7,900	24,978
	<b>1,438,904</b>	<b>1,392,598</b>

**9. GRANT REVENUE**

	<b>2018/19 Budget</b>	<b>2017/18 Actual</b>
	\$	\$
Grants, subsidies and contributions are included as operating revenues in the Statement of Comprehensive Income:		
<b>By Program:</b>		
<b>Operating grants, subsidies and contributions</b>		
Governance	0	1,376
General purpose funding	670,890	1,435,745
Law, order, public safety	67,991	40,729
Recreation and culture	20,000	17,821
Transport	89,462	89,683
Economic services	0	10,000
	<b>848,343</b>	<b>1,595,353</b>
<b>Non-operating grants, subsidies and contributions</b>		
Recreation and culture	360,000	15,672
Transport	1,271,324	983,188
	<b>1,631,324</b>	<b>998,860</b>

**NOTES TO AND FORMING PART OF THE BUDGET  
FOR THE YEAR ENDED 30TH JUNE 2019**

**10. OTHER INFORMATION**

	<b>2018/19 Budget</b>	<b>2017/18 Actual</b>	<b>2017/18 Budget</b>
<b>The net result includes as revenues</b>	\$	\$	\$
<b>(a) Interest earnings</b>			
Investments			
- Reserve funds	40,000	19,023	38,419
- Other funds	30,000	30,671	32,000
Other interest revenue (refer note 1b)	128,000	151,417	106,000
	<b>198,000</b>	<b>201,111</b>	<b>176,419</b>
<b>(b) Other revenue</b>			
Reimbursements and recoveries	352,656	165,321	107,188
Other	69,900	64,019	77,502
	<b>422,556</b>	<b>229,340</b>	<b>184,690</b>
<b>The net result includes as expenses</b>			
<b>(c) Interest expenses (finance costs)</b>			
Borrowings (refer note 6(a))	115,058	122,758	124,642
	<b>115,058</b>	<b>122,758</b>	<b>124,642</b>
<b>(d) Elected members remuneration</b>			
Meeting fees	101,346	101,346	101,346
Mayor/President's allowance	16,749	16,749	16,749
Deputy Mayor/President's allowance	4,187	4,187	4,187
Travelling expenses	1,500	734	1,500
Telecommunications allowance	14,000	14,000	14,000
	<b>137,782</b>	<b>137,016</b>	<b>137,782</b>

**11. MAJOR LAND TRANSACTIONS**

It is not anticipated any land transactions or major land transactions will occur in 2018/19.

**12. TRADING UNDERTAKINGS AND MAJOR TRADING UNDERTAKINGS**

It is not anticipated any trading undertakings or major trading undertakings will occur in 2018/19.

**NOTES TO AND FORMING PART OF THE BUDGET  
FOR THE YEAR ENDED 30TH JUNE 2019**

**13. INTERESTS IN JOINT ARRANGEMENTS**

It is not anticipated the Shire will be party to any joint venture arrangements during 2018/19.

**14. TRUST FUNDS**

Funds held at balance date over which the local government has no control and which are not included in the financial statements are as follows:

Detail	Balance 30/06/2018	Estimated amounts received	Estimated amounts paid	Estimated balance 30/06/2019
	\$	\$	(\$)	\$
BCITF PAYMENT	825	7,500	(7,700)	625
BOND CAT TRAP	267	1,200	(1,467)	0
BONDS - EXTRACTIVE INDUSTRIES	4,500	0	(4,500)	0
BONDS - FOOTPATH & KERB	17,000	4,000	(9,000)	12,000
BONDS - HALL ETC	6,230	5,000	(7,230)	4,000
BONDS - KEYS	2,300	1,500	(2,500)	1,300
BONDS - PARKS/COUNCIL PROPS	500	500	(500)	500
BONDS - RENTAL PROPERTY	1,435	1,000	0	2,435
BUILDER REGIST BOARD LEVY	1,372	11,500	(12,000)	872
BUILDING BONDS	1,600	0	0	1,600
CASH RECEIPTS - OTHER	9,323	200	(9,523)	0
COMMUNITY BUS BONDS	1,500	1,200	(1,700)	1,000
CROSSOVER BOND - AVON VALLEY P	5,940	0	(5,940)	0
CROSSOVER BOND - N BLISS	1,650	0	(1,650)	0
CROSSOVER BOND - SMORENBURG	1,650	0	(1,650)	0
FUNDS HELD FOR LOCAL GROUPS	14,554	0	(1,952)	12,602
GREENHILLS BUSHFIRE BRIGADE	114	0	(114)	0
LEEUVIN CONTRIBUTIONS	800	0	0	800
MOTO CROSS TRACK	5,465	221	(5,686)	0
PALMBROOK - CROSSOVERS	64,402	0	(5,000)	59,402
PALMBROOK - FOOTPATHS	8,764	0	0	8,764
PALMBROOK - INTERSECTIONS	29,876	0	0	29,876
PALMBROOK - PUBLIC OPEN SPACE	58,422	0	0	58,422
PALMBROOK - RURAL NUMBERS	1,820	0	0	1,820
PLANNING BONDS	5,900	3,000	(3,000)	5,900
POLICE LICENSING	0	1,500,000	(1,500,000)	0
PROPERTY SALE NON PAYMENT RATES	69,065	0	(69,065)	0
SETTLERS HOUSE BONDS	13,357	0	0	13,357
SPORTING PRECINCT	4,510	1,000	(1,000)	4,510
SUBDIVISION BOND - BAWDEN	3,300	0	0	3,300
SUBDIVISION BOND - PREISIG	31,845	0	0	31,845
SUBDIVISION BONDS	47,713	6,000	(15,000)	38,713
	<u>415,999</u>	<u>1,543,821</u>	<u>1,368,567</u>	<u>293,644</u>

**NOTES TO AND FORMING PART OF THE BUDGET  
FOR THE YEAR ENDED 30TH JUNE 2019**

**15. SIGNIFICANT ACCOUNTING POLICIES - OTHER  
INFORMATION**

**GOODS AND SERVICES TAX (GST)**

Revenues, expenses and assets are recognised net of the amount of GST, except where the amount of GST incurred is not recoverable from the Australian Taxation Office (ATO).

Receivables and payables are stated inclusive of GST receivable or payable. The net amount of GST recoverable from, or payable to, the ATO is included with receivables or payables in the statement of financial position.

Cash flows are presented on a gross basis. The GST components of cash flows arising from investing or financing activities which are recoverable from, or payable to, the ATO are presented as operating cash flows.

**CRITICAL ACCOUNTING ESTIMATES**

The preparation of a budget in conformity with Australian Accounting Standards requires management to make judgements, estimates and assumptions that effect the application of policies and reported amounts of assets and liabilities, income and expenses.

The estimates and associated assumptions are based on historical experience and various other factors that are believed to be reasonable under the circumstances; the results of which form the basis of making the judgements about carrying values of assets and liabilities that are not readily apparent from other sources. Actual results may differ from these estimates.

**ROUNDING OFF FIGURES**

All figures shown in this statement are rounded to the nearest dollar.

**COMPARATIVE FIGURES**

Where required, comparative figures have been adjusted to conform with changes in presentation for the current budget year.

**BUDGET COMPARATIVE FIGURES**

Unless otherwise stated, the budget comparative figures shown in the budget relate to the original budget estimate for the relevant item of disclosure.

**REVENUE RECOGNITION**

Rates, grants, donations and other contributions are recognised as revenues when the Shire of York obtains control over the assets comprising the contributions.

Control over assets acquired from rates is obtained at the commencement of the rating period or, where earlier, upon receipt of the rates.



## Shire of York Fees and Charges 2018/19

COA	ITEM	Condition/ Frequency	2017/18	2018/19	Variation
<b>RATES / WASTE MANAGEMENT</b>					
<b>Rubbish Service Charges - All eligible properties</b>					
	Charge per bin service	per annum	202.00	204.00	1%
	Charge per 1.5m <sup>3</sup> bin service	per annum	1,576.00	1,590.00	1%
	Additional pickup of a 1.5m <sup>3</sup> litre bin	per annum	33.00	33.00	0%
	Charge per 3.0 m <sup>3</sup> bin service	per annum	2,626.00	2,650.00	1%
	Charge per 4.5 m <sup>3</sup> bin service	per annum	4,202.00	4,240.00	1%
<b>Waste Management Levy</b>					
	Levy being to provide for the proper performance of services in accordance with s66 of the Waste Avoidance and Resource Recovery Act (2007).				
	General rate - cents per dollar of gross rental value		\$ 0.00041580	\$ 0.0001411	-66%
	General rate - cents per dollar of unimproved value		\$ 0.00001770	\$ 0.0000168	-5%
	Per assessment/residence - minimum payment	per annum	90.00	90.00	0%
<b>Payment Due Dates</b>					
	Target date of issue of rates notice -		21-Jul-17	03-Aug-18	
	Payment due dates would therefore be -				
	- for payment in full -		28-Aug-17	10-Sep-18	
	- for payment of first instalment -		28-Aug-17	10-Sep-18	
	- for payment of second instalment -		30-Oct-17	12-Nov-18	
	- for payment of third instalment -		15-Jan-18	14-Jan-19	
	- for payment of fourth instalment -		15-Mar-18	18-Mar-19	
<b>Property / Settlement Enquiries</b>					
	Rate / accounts /enquiry		91.00	91.00	0%
	Rates / zoning / orders /requisitions		151.00	151.00	0%
<b>Rates Enquiries - other</b>					
	Reprint rate notices after due date	per reprint	18.20	15.00	-18%
	Research Charge	per hour	78.00	78.00	0%
	Copy Rate Book	printed	104.00	200.00	92%
	Copy Rate Book	electronic	112.00	150.00	34%
<b>ADMINISTRATION CHARGES</b>					
<b>Administration charges - other</b>					
	Council Minutes	per set	18.40	25.00	36%
	Council Agendas	per set	18.40	25.00	36%
	Council Minutes - extracts, per double sided page		0.80	0.80	0%
	- Members of Parliament & media representatives		no charge	no charge	
	- Email Copies		no charge	no charge	
	Council Local Laws - per double sided page		0.80	0.80	0%
	Electoral Roll - Residents and/or Owner Occupier	per set	32.00	32.00	0%
	Photocopying				



## Shire of York Fees and Charges 2018/19

COA	ITEM	Condition/ Frequency	2017/18	2018/19	Variation
	- per single sided A4 page b/w		0.80	0.80	0%
	- per single sided A4 page colour		1.60	1.60	0%
	- per single sided A3 page b/w		1.60	1.60	0%
	- per single sided A3 page colour		2.10	2.10	0%
	Dishonoured Cheque Fee		64.00	25.00	-61%
<b>Freedom of Information</b>					
<b>Other fees may apply – refer Governance Officer</b>					
	Personal information about the applicant		no fee	no fee	
	Application fee (non personal information)		30.00	30.00	0%
	Charge for time dealing with the application	per hour/pro rata	30.00	30.00	0%
	Access time supervised by staff	per hour/pro rata	30.00	30.00	0%
	Photocopying staff time	per hour/pro rata	30.00	30.00	0%
	Per photocopy		0.20	0.20	0%
	Transcribing from tape, film or computer	per hour/pro rata	30.00	30.00	0%
	Duplicating a tape, film or computer information		Actual Cost	Actual Cost	
	Delivery, packaging and postage		Actual Cost	Actual Cost	
<b>Library</b>					
	Students only - Photocopy library references not for loan	per A4 single sided	0.50	0.50	0%
	Students only - Photocopy other library study materials	per A4 single sided	0.50	0.50	0%
	Administration fee - per invoice for overdue items		19.40	25.00	29%
	Lost or damaged library items	replacement cost + 20%			
	Library Membership Bond	Non-local memberships	50.00	50.00	0%
<b>UNCLASSIFIED</b>					
<b>Standpipe water</b>					
	Usage - per 1000 litres (per kilolitre) - charged quarterly	per kilolitre	5.15	5.20	1%
	Administration fee - per invoice	per invoice	19.40	25.00	29%
<b>York Community Bus</b>					
	Bond - Not for Profit/Community Group		50.00	50.00	0%
	Bond - Private		200.00	200.00	0%
	Mileage	per km	1.90	1.90	0%
	Hire Fee	per booking	74.00	75.00	1%
	Hire Fee - Not for Profit/Community Group	per booking	-	no charge	
	Cleaning surcharge fee if bus returned unclean		66.00	at cost + 20%	
<b>CEMETERY</b>					
<b>Burials</b>					
	Grant of Right of Burial (25yrs) - Initial Grant or Renewal	per plot	255.00	255.00	0%
	Transfer of Grant of Right of Burial		71.00	71.00	0%
	Copy of Grant of Right of Burial		17.00	17.00	0%
<b>York Cemetery</b>					





## Shire of York Fees and Charges 2018/19

COA	ITEM	Condition/ Frequency	2017/18	2018/19	Variation
	Plot Fee - Standard size		1,418.00	1,439.00	1%
	Plot Fee - oversize		1,523.00	1,545.00	1%
	Extra width - oversize caskets (each additional 300mm)		89.00	90.00	1%
	Re-opening grave (second interment)		1,418.00	1,439.00	1%
	Re-opening grave (second interment) (oversize)		1,523.00	1,545.00	1%
	Exhumation fee - by Contractor	per exhumation	1,638.00	at cost + 20%	
	Fees for weekend/public holiday labour charge - minimum charge	2 staff 3 hours	606.00	610.00	1%
	Additional fees for weekend/public holiday labour charge above mi	per staff per hour	101.00	120.00	19%
	Grave number plate		42.00	42.00	0%
	Funeral Director's Annual Licence	annual	800.00	800.00	0%
	Single Funeral Permit	per burial	175.00	175.00	0%
	Burial without due notice	24 hours	168.00	168.00	0%
	Permission to erect or alter headstone, monument, kerbing, plaque		174.00	150.00	-14%
	Monumental Mason Licence	annual	-	100.00	
<b>Greenhills / Gilgering Cemetery - Additional Fees</b>					
	Staff Travel (Greenhills)	per visit	205.00	205.00	0%
	Staff Travel (Gilgering)	per visit	147.00	147.00	0%
<b>Ashes</b>					
	Niche Reservation Fee (25yrs) single		282.00	282.00	0%
	Niche Reservation Fee (25yrs) double		337.34	337.00	0%
	Transfer of Niche Reservation		71.00	71.00	0%
	Copy of Niche Reservation		17.00	17.00	0%
	Plaque - at cost - Shire of York Supplier		at cost	at cost	
	Vase - at cost - Shire of York Supplier		at cost	at cost	
	Interment Fee - Single compartment		348.00	348.00	0%
	Interment Fee - Double compartment - 1st		376.00	376.00	0%
	Interment Fee - Double compartment - 2nd		348.00	348.00	0%
	Plaque fitting		100.00	100.00	0%
	Family in Attendance	Mon-Fri	150.00	150.00	0%
	Family in Attendance	Sat - am only	331.00	331.00	0%
	Additional labour charge - outside operational hours	per staff per hour	116.00	120.00	3%
	Ashes removal (exhumation)		337.00	337.00	0%
	Ashes placement in family grave	per placement	374.00	380.00	2%
<b>Miscellaneous</b>					
	Search records / family tree enquiries	per hour	84.00	84.00	0%
	Memorial plaque		at cost	at cost	
<b>COUNCIL PROPERTY (Facilities)</b>					
<b>Residency Museum</b>					
	Admission - Adults		5.00	5.00	0%



## Shire of York Fees and Charges 2018/19

COA	ITEM	Condition/ Frequency	2017/18	2018/19	Variation
	Admission - Seniors/Concession Card Holders		4.00	4.00	0%
	Admission - Children under 16 years		3.00	3.00	0%
	Admission - Students (in student group/schools)	Helpers/ Teachers Free	3.00	3.00	0%
	<b>Guided Tours -</b>				
	Adults		5.00	5.00	0%
	Children		3.00	3.00	0%
	Senior		4.00	4.00	0%
	Family Pass (2 adults, 2 Children or 1 Adult, 3 Children)		-	12.00	
	Research service - per half hour or part thereof		38.50	35.00	-9%
	Groups of 10 or more during normal hours	10% discount			
	Adults and senior group bookings outside normal opening hours	10% surcharge			
	Reproduction of photos	per digital copy	-	25.00	
	Shire of York residents - FREE entry		no charge	no charge	
<b>Damage and breakages</b>					
	Replacement or repair of any item		at cost	at cost	
	Additional loading to cover admin cost of arranging replacement or repair		20%	20%	
<b>TOWN HALL HIRE</b>					
<b>Main Hall, Lesser Hall and Kitchen</b>					
Hire includes crockery, cutlery, furniture (including trestles (20) and equipment. Seating capacity 400 (Grey chairs approx 200, Addt Orange chairs where required refer below)					
	Bond - Events, Commercial & Private		500.00	1,000.00	
	Bond - Not-for-Profit / Community Groups		150.00	500.00	
	Bond - Keys		20.00	50.00	
	Town Hall - Private or Commercial	per day including set up on same day	882.74	885.00	0%
	Town Hall - Private or Commercial	half day (6hrs max.)	-	410.00	
	Town Hall - Not-for-Profit / community group	per day including set up on same day	-	400.00	
	Town Hall - Not-for-Profit / community group	half day (6hrs max.)	89.00	200.00	125%
	Setting up/rehearsals, decorating, clean up etc (prior to day of function and day after, if there are no other bookings)	(6hrs max - eg: 3 hrs set up prior & 3 hrs pack up after.)	78.00	100.00	28%
	Not-for-Profit / Community Groups - Annual hire fee up to 12 bookings	per financial year up to 3 hrs per booking	-	1000.00	
	Town Hall - Additional bookings in excess of 12 bookings in the financial year	per booking up to 3 hrs	22.00	40.00	82%
<b>Lesser Hall and Kitchen</b>					
Hire includes crockery, cutlery, furniture (including trestles) and equipment (including urn). FLOOR AREA - 12m x 8m seats approx. 80					
	Bond - Events, Commercial & Private		500.00	500.00	
	Bond - Not-for-Profit / Community Groups		150.00	150.00	
	Bond - Keys		20.00	50.00	
	Lesser Hall - Private or Commercial	per day	320.00	320.00	0%
	Lesser Hall - Private or Commercial	half day (6hrs max.)	-	160.00	
	Lesser Hall - Not-for-Profit/Community Group	per day	100.00	110.00	10%
	Lesser Hall - Not-for-Profit/Community Group	half day (6hrs max.)	55.00	55.00	0%
	Setting up/rehearsals, decorating, clean up etc (prior to day of function and day after, if there are not other bookings)	(6hrs max - eg: 3 hrs set up prior & 3 hrs pack up after.)	78.00	78.00	0%



## Shire of York Fees and Charges 2018/19

COA	ITEM	Condition/ Frequency	2017/18	2018/19	Variation
	Lesser Hall - Not-for-Profit / Community Groups - Annual hire fee up to 12 bookings	per financial year up to 3 hrs per booking	437.00	500.00	14%
	Lesser Hall - Additional bookings in excess of 12 bookings in the financial year	per booking up to 3 hrs	22.00	25.00	14%
<b>Kitchen only</b>					
Hire includes crockery, cutlery, and equipment.					
	Bond - Kitchen		100.00	150.00	
	Bond - Keys		20.00	50.00	
	Kitchen - All groups	per day	84.00	110.00	31%
<b>Other Hall Fees and Charges</b>					
	Additional Cleaning charge if required (to be taken from Bond)	per hour	-	35.00	
	Permission for liquor to be served		38.00	40.00	5%
	Chair Hire (orange chairs only - located at YRCC) - Pick up and return by Hirer (\$2.50 each)		2.50	2.50	0%
<b>Damage and breakages</b>					
	Replacement or repair of any item		at cost	at cost	
	Additional loading to cover admin cost of arranging replacement or repair		20%	20%	
<b>SCOUT HALL (proposed fees if and when available for hire)</b>					
	Bond - Hall		100.00	150.00	
	Bond - Keys		20.00	50.00	
	Rental charge - commercial	hourly	20.00	20.00	0%
	Rental charge - commercial	per day	95.00	95.00	0%
	Rental charge - Not-for-Profit / Community group	hourly	11.00	11.00	0%
	Rental charge - Not-for-Profit / Community group	per day	55.00	55.00	0%
<b>SWIMMING POOL</b>					
<b>Admission</b>					
	Adult		4.50	4.50	0%
	Children 5 - 17 years of age		3.50	3.50	0%
	Seniors & Aged Pension Card Holders		2.50	2.50	0%
	Spectators/Carers (attendant care support)		2.00	2.00	0%
<b>Season Passes</b>					
	Single Full Season Pass - Adult		100.00	100.00	0%
	Single Full Season Pass - Child up to 17 years		85.00	85.00	0%
	Full Season Family Pass - 2 adults and 2 children or 1 adult and 3 children. Additional family members may be obtained		303.00	303.00	0%
	Full Season Pass - Additional Family Members		50.00	50.00	0%
	Half Season Single Pass	Open to 31 December or 1 January to Closing Day	60.00	60.00	0%
	Half Season Child Pass	Open to 31 December or 1 January to Closing Day	50.00	50.00	0%
	Half Season Family Pass	Open to 31 December or 1 January to Closing Day	150.00	150.00	0%
	Half Season Pass - Additional Family Members	Open to 31 December or 1 January to Closing Day	30.00	30.00	0%
	10 Day Pass - Child (Vac Swim)		30.00	30.00	0%



## Shire of York Fees and Charges 2018/19

COA	ITEM	Condition/ Frequency	2017/18	2018/19	Variation
	Season Passes - Seniors/Aged Pension Card holders 50% of the above fees				
	Free entrance is provided to children up to 5 years of age		no charge	no charge	
<b>Other Swimming Pool Charges</b>					
	Private Lessons/Classes	per lesson or hire lane per hour	10.00	10.00	0%
	Water Aerobics/Exercise	per hour	20.00	20.00	0%
	Annual fee by agreement - York Schools in-term swimming classes & carnivals		3,000.00	3,000.00	0%
	Pool Hire including operator for Private Hire (carnivals, gatherings)	per hour plus entry fees	136.00	136.00	0%
	Swimming Club Annual Fee		606.00	606.00	0%
<b>FORREST OVAL PRECINCT - Entire Complex</b>					
	Bond - Large events and Commercial hire		-	2,500.00	
	Bond - Not-for-Profit / Community group		-	1,000.00	
	Hire - Large events and Commercial hire	per day	-	by negotiation	
	Hire - Not-for-Profit / Community group	per event	-	1,000.00	
<b>FORREST OVAL PRECINCT - YRCC</b>					
<b>York Recreation and Convention Centre</b> (Hire includes furniture. Functions are by negotiation - Seating 120 Standing 200)					
	Bond - Large events and Commercial hire	based on nature of event	400.00	up to 1000.00	
	Minimum charge - (pro rata area utilised)	per day	142.41	150.00	5%
	Maximum charge	per day	1,150.00	1,200.00	4%
	Cleaning fee, if applicable ( as determined by management )	per use	-	55.00	
	Home or Visitor Change Rooms	per day	85.00	85.00	0%
<b>Committee Room</b>					
	Bond - Small events and General meetings		150.00	150.00	
	Bond - Keys		20.00	50.00	
	Community Meetings	per meeting	26.00	28.00	8%
	General Hire	per day	85.00	90.00	6%
	No charge for affiliated sporting groups who have paid an annual fee.				
<b>YRCC Kitchen Services</b>					
	A la Carte meals	per unit subject to menu	5.00 - 40.00	5.00 - 40.00	
	Beverages, served	per unit subject to menu	2.50 - 30.00	2.50 - 30.00	
	Canteen items	per unit subject to menu	0.50 - 20.00	0.50 - 20.00	
<b>Tennis Courts</b>					
	Adult use per person	per use, up to 3 hours	4.50	4.50	0%
	Junior (up to and including Yr 10) use per person	per use, up to 3 hours	2.20	2.20	0%
	York Lawn Tennis club members - Leisure and Pennants - (Leisure - subject to availability)		no charge	no charge	
	Hire of a tennis court - singular for Function/Event and non-members of YLTC	per hour/ by negotiation	18.00	18.00	0%



## Shire of York Fees and Charges 2018/19

COA	ITEM	Condition/ Frequency	2017/18	2018/19	Variation
<b>Bowling Green</b>					
	Adult use per person	per use	4.50	4.50	0%
	Junior (up to and including Yr 10 ) use per person	per use	2.20	2.20	0%
	York Bowling club members - Leisure and Pennants - (Leisure - subject to availability)		no charge	no charge	
	Hire of bowls rinks or greens for Function/Event and non-members of YBC	by negotiation			
<b>YRCC Gym</b>					
Gym membership does not entitle the user to access any other facilities within the Forrest Oval Precinct.					
	Membership Fee - Individual	annual	510.00	510.00	0%
	Membership Fee - Aged Pension/Permanent Disability Card Holders - p/p (50% discount)	annual	255.00	255.00	0%
	Membership Fee - Seniors - p/p (25% discount)	annual	383.00	383.00	0%
	Membership Fee - Juniors p/p (13 to 17) (50% discount)	annual	255.00	255.00	0%
	Membership Fee - Individual	1 month	90.00	90.00	0%
	Membership Fee - Aged Pension/Permanent Disability Card Holders - p/p (50% discount)	1 month	45.00	45.00	0%
	Membership Fee - Seniors - p/p (25% discount)	1 month	67.50	67.50	0%
	Membership Fee - Juniors p/p (13 to 17) (50% discount)	1 month	45.00	45.00	0%
	Membership Fee - Individual	6 months	307.00	307.00	0%
	Membership Fee - Aged Pension Card Holders - p/p (50% discount)	6 months	153.00	154.00	1%
	Membership Fee - Seniors - p/p (25% discount)	6 months	230.00	230.00	0%
	Membership Fee - Juniors p/p (13 to 17) (50% discount)	6 months	154.00	154.00	0%
	Membership Fee - Individual	3 months	181.00	181.00	0%
	Membership Fee - Aged Pension Card Holders - p/p (50% discount)	3 months	91.00	91.00	0%
	Membership Fee - Seniors - p/p (25% discount)	3 months	136.00	136.00	0%
	Membership Fee - Juniors p/p (13 to 17) (50% discount)	3 months	91.00	91.00	0%
	Gym Fob Bond - (applicable to memberships of 1 or 3 month duration)		50.00	50.00	0%
	Carers (Attendant Care Support only) - no use of equipment		no charge	no charge	0%
<b>Indoor Stadium</b>					
	Bond - Hall		100.00	150.00	
	Bond - Keys		20.00	50.00	
	Indoor Stadium Hire	per day	315.00	320.00	2%
<b>Group Classes - Not-for-Profit/Community groups</b>					
	Adults	per hour	20.70	21.00	1%
	Mixed - Adults and Juniors	per hour	14.10	15.00	6%
	Juniors (school age)	per hour	9.60	12.00	25%
<b>Group Classes - Other eg: Commercial / Private</b>					
	Adults	per hour	-	32.00	
	Mixed - Adults and Juniors	per hour	26.30	27.00	3%
	Juniors (school age)	per hour	21.20	22.00	4%
	Martial Arts Groups	per hour	19.20	21.00	9%
	Community Groups	annually - as per agreements			



## Shire of York Fees and Charges 2018/19

COA	ITEM	Condition/ Frequency	2017/18	2018/19	Variation
<b>Upstairs - Indoor Stadium (Dance &amp; Squash)</b>					
	Bond		-	150.00	
	Bond - Keys		-	50.00	
	Dance or Fitness Group Classes - Not-for-Profit/Community groups - per hour		-	10.00	
	Dance or Fitness Group Classes - Private & Commercial		-	18.00	
	Squash Hire - per hour		-	10.00	
<b>Oval</b>					
	Bond - Forrest Oval		1,000.00	1,000.00	0%
	General usage - Community Group/Not-for-Profit	per day (per hour pro rata by negotiation)	317.00	330.00	4%
	General usage - Commercial Events	per day	640.00	680.00	6%
	Overflow camping - unpowered - per 2 people	per 2 ppl	9.10	15.00	65%
	Additional guests camping - per person	per person	6.00	6.00	0%
	Shower use fee - 15 mins maximum	per person	5.00	5.00	0%
<b>Hockey Clubrooms</b>					
	Bond - Ovals		-	500.00	
	Bond - Clubrooms		100.00	150.00	
	Bond - Keys		20.00	50.00	
	Hockey Clubrooms Hire	per day	126.00	126.00	0%
<b>Pavilion</b>					
	Bond - Hall		100.00	150.00	
	Bond - Keys		20.00	50.00	
	Pavilion Hire	per day	126.00	130.00	3%
	Pavilion Hire	half day (4 hrs or less)	85.00	85.00	0%
	(a potential additional cleaning fee may be charged at Management's discretion)				
<b>Sporting Lights</b>					
	All groups	per hour one set or 50 lux per hour	12.00	12.00	0%
	All groups	two sets or 100 lux	24.00	24.00	0%
<b>Annual Fees - Various Facilities</b>					
	Sporting groups - Basketball Club	As per agreement	685.00	700.00	2%
	Sporting groups - Junior Netball Club	As per agreement	640.00	650.00	2%
	Sporting groups - Senior Netball Club	As per agreement	685.00	700.00	2%
	Sporting groups - Junior Football Club	As per agreement	640.00	700.00	9%
	Sporting groups - Senior Football Club	As per agreement	1,325.00	1,700.00	28%
	Sporting groups - Hockey Club	As per agreement	1,325.00	1,500.00	13%
	Sporting groups - Bowling Club	As per agreement	1,325.00	1,500.00	13%
	Sporting groups - Cricket Club	As per agreement	1,325.00	1,325.00	0%
	Sporting groups - Tennis Club	As per agreement	1,325.00	1,325.00	0%
	Sporting groups - Badminton (Stadium)	As per agreement	685.00	750.00	9%



## Shire of York Fees and Charges 2018/19

COA	ITEM	Condition/ Frequency	2017/18	2018/19	Variation
	Dance groups - Indoor Stadium (upstairs) - Rural Dance School WA (O129317)	As per agreement	-	640.00	
	Annual Fee by agreement - York District High School (O121731) Expires Dec 2024	As per Lease Agreement	15,652.86	increase by CPI for Dec qtr in accordance with agreement	
<b>Events/Functions</b>					
Subject to completion of the Event and Function Booking Application Form					
	Cancellation Fees	(Charge on Final Quote)			
	1 month prior to the event		No charge	No charge	
	2 - 4 weeks prior to the event		50%	50%	
	Less than 2 weeks		75%	75%	
	Less than 1 week		No Refund	No Refund	
<b>OTHER RECREATION FEES AND CHARGES</b>					
	Bond - Avon Park		500.00	500.00	0%
	Bond - Peace Park		500.00	500.00	0%
	Bond - Mt Brown		500.00	500.00	0%
	Commercial Hire for use of parks and open spaces		557.00	560.00	1%
	Private Hire - Weddings, Birthdays etc		115.00	120.00	4%
	Not-for-Profit / Community Groups		no charge	no charge	
<b>Electricity (Avon Park Rotunda)</b>					
	Electricity etc for functions and events		40.00	40.00	0%
<b>Liquor permit</b>					
Refer to conditions of hire. Note that Police approval may also be required. The York Police Station are advised of every liquor permit issued by the Shire.					
	Permission for liquor to be served		38.00	40.00	5%
	Replacement or repair of any item		at cost	at cost	
	Additional loading		20%	20%	
	To cover admin cost of arranging replacement or repair		at cost	at cost	
<b>STANDING BONDS</b>					
	Standing Key Bond		100.00	100.00	
	Fee for Standing Key Bond (non-refundable to cover costs)		-	40.00	
<b>RANGER SERVICES</b>					
<b>Fines Enforcement Registry (applicable to all infringements)</b>					
	Issuing Final Demand	FPINE Regs Sched 2	-	18.50	
	Preparing Enforcement Certificate	FPINE Regs Sched 2	-	15.75	
	Registration of Infringement Notice	FPINE Regs Sched 2	-	59.00	
<b>Fire Control</b>					
	Firebreaks - cost recovery	BFA 1954 s33(5)	at cost	at cost	
<b>Rural Street Numbering</b>					
	Rural Street Address Numbering - initial supply & replacement		101.00	101.00	0%
<b>Impounded Vehicles</b>					



## Shire of York Fees and Charges 2018/19

COA	ITEM	Condition/ Frequency	2017/18	2018/19	Variation
	Impound Fee		126.00	126.00	0%
	Per Day Impounded		18.00	18.00	0%
	Towage		at cost	at cost	
<b>Animal trap</b>					
	Small Trap	bond	89.00	89.00	0%
	Trap hire	per day	1.25	1.25	0%
	Replace or damage fees at cost plus 20% administration fee	at cost	at cost + 20%	at cost + 20%	
<b>Dog control fees</b>					
	<b>Registration Fees - Normal</b>	In accordance with Dog Regulations 2013 (Reg 17)			
	Registration of unsterilised dog other than a dangerous dog for one year	1 Nov - 31 Oct	50.00	50.00	0%
	Registration of unsterilised dog other than a dangerous dog for one year - owned by pensioner		25.00	25.00	0%
	Registration of unsterilised dog for 3 years		120.00	120.00	0%
	Registration of unsterilised dog for 3 years - owned by pensioner		60.00	60.00	0%
	Registration of sterilised dog for one year		20.00	20.00	0%
	Registration of sterilised dog for one year owned by pensioner		10.00	10.00	0%
	Registration of sterilised dog for 3 years		42.50	42.50	0%
	Registration of sterilised dog for 3 years - owned by pensioner		21.25	21.25	0%
	Registration of sterilised dog for its lifetime		100.00	100.00	0%
	Registration of sterilised dog for its lifetime - owned by pensioner		50.00	50.00	0%
	Registration of a dangerous dog for one year		50.00	50.00	0%
	Dog Replacement Tags		3.00	4.00	33%
	Seizure and impounding of dog		126.00	126.00	0%
	Sustenance and maintenance of a dog in pound	per day or part thereof	20.00	15.00	-25%
	Return impounded dog inside normal hours (from Depot)		no charge	no charge	
	Application for Initial Licence for Dog Kennel		149.00	149.00	0%
	Annual Renewal of Licence		122.00	122.00	0%
	Inspection of restricted breed, enclosure & provisions		-	100.00	
	Inspection for exemption of limitation for number of dogs		-	100.00	
	Voluntary Surrender of Dog		-	26.00	
	Processing a 3 to 6 Dog application		-	70.00	
<b>Cat Control fees</b>					
	<b>Registration Fees - normal</b>	In accordance with Cat Regulations 2012			
	Registration of cat for one year	1 Nov - 31 Oct	20.00	20.00	0%
	Registration of cat for one year owned by pensioner		10.00	10.00	0%
	Registration of cat for 3 years		42.50	42.50	0%
	Registration of cat for 3 years - owned by pensioner		21.25	21.25	0%





## Shire of York Fees and Charges 2018/19

COA	ITEM	Condition/ Frequency	2017/18	2018/19	Variation
	Registration of cat for its lifetime		100.00	100.00	0%
	Registration of cat for its lifetime - owned by pensioner		50.00	50.00	0%
	Application for grant or renewal of approval to breed cats	per cat	100.00	100.00	0%
	Keeping of 3 or more cats application		60.00	60.00	0%
	Seizure and impounding of cat		126.00	120.00	-5%
	Sustenance and maintenance of a cat in pound	per day or part thereof	20.00	20.00	0%
	Return impounded cat inside normal hours (from Depot)		no charge	no charge	
	Microchipping and sterilisation - Vet		at cost	at cost	
	Destruction of a cat - Euthanasia by Vet		at cost	at cost	
	Voluntary Surrender of Cat		-	25.00	
	Application for Initial Licence for Cattery		149.00	149.00	0%
	Annual Renewal of Licence		122.00	122.00	0%
	Inspection for exemption of limitation for number of cat		-	100.00	
<b>Impounding fees - per day or part thereof</b>					
	Horses, Cattle, Mules etc weekday	per head per day	126.00	110.00	-13%
	Goats, Pigs & Sheep weekday	per head per day	126.00	90.00	-29%
	Weekend/public holidays/after hours - additional loading on above rates		at cost	at cost	
	Contractors for Transportation of Stock			at cost	
	<b>Sustenance and maintenance of the following -</b>				
	Horses, Cattle, Mules etc	per head per day	33.00	15.50	-53%
	Goats, Sheep, Pigs	per head per day	28.00	12.50	-55%
<b>HEALTH</b>					
<b>Effluent Systems</b> Heath (Treatment of Sewage & Disposal of Effluent & Liquid Waste) Regulations 1974					
	Application fee		118.00	118.00	0%
	Permit to use		118.00	118.00	0%
<b>Trading in public places</b>					
	Application fee (applicable to all applications - except NfPO)		44.00	44.00	0%
	Licence - 1 day		11.00	11.00	0%
	Licence - 1 week		60.00	60.00	0%
	Licence - 1 month		122.00	180.00	48%
	Licence - 12 months (fee applies to renewal)		1,214.00	1,000.00	-18%
	Not for Profit Organisations (NfPO) (still require a permit)		no charge	no charge	0%
	Note: Food Registration / Notification Fee Also Applies				
<b>Stallholders Permits</b>					
	Application fee (applicable to all applications - except NfPO)		22.00	22.00	0%
	Single Day Permit		22.00	22.00	0%
	Weekly Permit		66.00	88.00	33%
	Monthly Permit		127.00	200.00	57%



## Shire of York Fees and Charges 2018/19

COA	ITEM	Condition/ Frequency	2017/18	2018/19	Variation
	Annual Permit		1,214.00	1,000.00	-18%
	Not for Profit Organisations (NfPO) (still require a permit)		no charge	no charge	0%
<b>Events</b>					
	Events Application	Form to be completed	149.00	150.00	1%
	Event Stallholder	one single fee for one event with multiple stallholders	166.00	155.00	-7%
	Event Stallholder - food businesses	one single fee for one event with multiple stallholders	111.00	111.00	0%
	Event Stallholder - amusements rides	one single fee for one event with multiple stallholders	111.00	111.00	0%
<b>Alfresco</b>					
	Application Fee		29.00	25.00	-14%
	Eating in public places licence renewal	Annually	29.00	250.00	762%
	- includes two (2) tables and eight (8) chairs				
	- Extra table and four (4) chairs subject to approval		10.00	26.00	160%
<b>Waste Disposal</b>					
	York Residents Liquid Waste disposal fee - septic ponds	per litre	0.07	0.09	29%
	Regional Liquid Waste disposal fee	per litre	0.10	0.13	30%
<b>Bees (Local Laws)</b>					
	Permit Fee		58.00	58.00	0%
	Site inspection fee		45.00	45.00	0%
<b>Caravan Parks &amp; Camping Grounds</b> Caravan Parks & Camping Grounds Regulations 1997 - Schedule 3					
	Application for grant or renewal of licence - reg. 45	Annually	as per regs	200.00	
	Additional fee for renewal after expiry - reg. 53		as per regs	20.00	
	Temporary Licence - reg. 54		as per regs	100.00	
	Transfer of licence		as per regs	100.00	
<b>Other Health Licences and Fees</b>					
	Lodging House Licence renewal	Annually	221.00	220.00	0%
	Copy of any type of Analysis Certificate Section 246ZJ Act		as per regs	40.00	
	Bacteriological analysis		90.00	90.00	0%
	Chemical analysis for determination of Potable water	as per contractors fees	at cost	at cost	
	All other samples at cost charged to Council + labour	min charge per hour	90.00	90.00	0%
<b>Gaming / Liquor fees</b>					
	Liquor Act Certification - Environmental Health		75.00	75.00	0%
	Gaming Act Certification- Public Building Health approval		75.00	75.00	0%
	Reissue, replacement or issue amended Certificates of Licence, registration or other approval documents		45.00	45.00	0%
<b>Properties and premises activity</b>					
	Application for Day and Child Care inspection and report		75.00	75.00	0%
	Application for Hairdressing Premises including Mobile		75.00	75.00	0%



## Shire of York Fees and Charges 2018/19

COA	ITEM	Condition/ Frequency	2017/18	2018/19	Variation
<b>Public Buildings</b>					
	Public Buildings - Low Risk Premises Application Fee		232.00	200.00	-14%
	Public Building - High Risk Premises Application Fee		918.00	875.00	-5%
	Public Buildings - Circus/Outdoor Entertainment Application Fee		-	150.00	
	Food Vehicles all classes Inspection fee		105.00	150.00	43%
	Notification of Food Business	Once off	Reg S. 107(3)	67.00	
	Registration of Food Business	Once off	Reg S. 110(3)c	195.00	
	Food Business - Annual Surveillance and Monitoring Fee	Annually	180.00	180.00	0%
	Environmental Health Officer	per hour	90.00	100.00	11%
<b>Offensive Trades Health (Offensive Trades Fees) Regulations 1976</b>					
	Slaughterhouses	Annually	as per regs	298.00	
	Piggeries	Annually	as per regs	298.00	
	Manure Works	Annually	as per regs	211.00	
	Laundries, dry-cleaning establishments	Annually	as per regs	147.00	
	Knackeries	Annually	as per regs	298.00	
	Poultry processing establishments	Annually	as per regs	298.00	
	Poultry farming	Annually	as per regs	298.00	
	Rabbit farming	Annually	as per regs	298.00	
	Shellfish & crustacean processing establishment	Annually	as per regs	298.00	
	Any other offensive trade not listed	Annually	as per regs	298.00	
<b>BUILDING</b>					
<b>Private Swimming Pool Inspections</b> Inspections performed 1 in 4 years					
	Pool Inspection Fee	per annum	30.00	37.50	25%
	Follow-up inspection/s if required		at cost	75.00	
<b>Building Applications</b>					
	<b>Certified application for a building permit (s. 16(l)) —</b>				
	(a) for building work for a Class 1 or Class 10 building or incidental structure		as per regs	0.19% of the estimated value of the building work as determined by the relevant permit authority, but not less than \$97.70	
	(b) for building work for a Class 2 to Class 9 building or incidental structure		as per regs	0.09% of the estimated value of the building work as determined by the relevant permit authority, but not less than \$97.70	



## Shire of York Fees and Charges 2018/19

COA	ITEM	Condition/ Frequency	2017/18	2018/19	Variation
	Uncertified application for a building permit (s. 16(l))		as per regs	0.32% of the estimated value of the building work as determined by the relevant permit authority, but not less than \$97.70	
	Application for a demolition permit (s. 16(l)) —				
	(a) for demolition work in respect of a Class 1 or Class 10 building or incidental structure		as per regs	97.70	
	(b) for demolition work in respect of a Class 2 to Class 9 building		as per regs	\$97.70 for each storey of the building	
	Application to extend the time during which a building or demolition permit has effect (s. 32(3)(f))		as per regs	97.70	
<b>Occupancy Permits, Building Approval Certificates</b> Building Regulations 2012					
	Application for an occupancy permit for a completed building (s. 46)		as per regs	97.70	
	Application for an occupancy permit for an incomplete building (s. 47)		as per regs	97.70	
	Application for modification of an occupancy permit for additional use of a building on a temporary basis (s. 48)		as per regs	97.70	
	Application for a replacement occupancy permit for permanent change of the building's use or classification (s. 49)		as per regs	97.70	
	Application for an occupancy permit or building approval certificate for registration of strata scheme or plan of re-subdivision (s. 50(1) or (2))		as per regs	\$10.80 for each strata unit covered by the application, but not less than \$107.70	
	Application for an occupancy permit for a building in respect of which unauthorised work has been done (s. 51(2))		as per regs	estimated value of the unauthorised work as determined by the relevant permit authority, but not less than \$97.70	
	Application for a building approval certificate for a building or an incidental structure in respect of which unauthorised work has been done (s. 51(3))	as per regs		0.38% of the estimated value of the unauthorised work as determined by the relevant permit authority, but not less than \$97.70	
	Application to replace an occupancy permit for an existing building (s. 52(1))	as per regs		97.70	
	Application for a building approval certificate for an existing building or an incidental structure where unauthorised work has not been done (s. 52(2))	as per regs		97.70	
	Application to extend the time during which an occupancy permit or building approval certificate has effect (s. 65(3)(a))	as per regs		97.70	
<b>Other Applications</b>					
	Application as defined in regulation 31 (for each building standard in respect of which a declaration is sought)	as per regs		2160.15	
<b>Hoarding Licence</b>					
	\$97.70 plus \$1 per month or part of month per sqm of street	as per regs	96.00	97.70	2%
<b>Other Building Control Fees &amp; Charges</b>					



## Shire of York Fees and Charges 2018/19

COA	ITEM	Condition/ Frequency	2017/18	2018/19	Variation
	Bond - Footpath and kerbing damage		500.00	500.00	0%
	Bond - Demolition		500.00	500.00	0%
	Document/Plan search fee		64.00	64.00	0%
	Photocopying of Building Plans - Commercial		128.00	128.00	0%
	Photocopying of Building Plans - Domestic		64.00	64.00	0%
	Application for approval of battery powered smoke alarms		176.00	179.40	2%
	Electric Fence Licence Abutting Residential - Application		58.00	58.00	0%
	Electric Fence Licence Abutting Residential - Annual Fee		29.00	29.00	0%
	Executive Manager	per hour	116.00	117.16	1%
	Building Surveyor	per hour	90.00	90.90	1%
	Administration Officer	per hour	55.00	55.55	1%
<b>TOWN PLANNING</b> Town Planning Scheme Amendments and associated hourly rates and expenses.					
<b>Planning Services &amp; Professional Advice</b>					
	Consultant/s	inclusive of Heritage Advice		at cost	
	Executive Manager	per hour	116.00	117.16	1%
	Senior Planner	per hour	90.00	90.90	1%
	Planning Officer	per hour	55.00	55.55	1%
	Administration Officer	per hour	55.00	55.55	1%
<b>Planning Applications</b>					
	<b>Development Application</b>				
	<b>- Not Commenced</b> Determining a development application (other than for an extractive industry) where the development has not commenced or been carried out and the estimated cost of the development is -				
	(a) not more than \$50 000	as per regs	147.00	147.00	
	(b) more than \$50 000 but not more than \$500 000	as per regs	0.32% of the estimated cost of development	0.32% of the estimated cost of development	
	(c) more than \$500 000 but not more than \$2.5 million	as per regs	\$1 700 + 0.257% for every \$1 in excess of \$500,000	\$1 700 + 0.257% for every \$1 in excess of \$500,000	
	(d) more than \$2.5 million but not more than \$5 million	as per regs	\$7 161 + 0.206% for every \$1 in excess of \$2.5 million	\$7 161 + 0.206% for every \$1 in excess of \$2.5 million	
	(e) more than \$5 million but not more than \$21.5 million	as per regs	\$12 633 + 0.123% for every \$1 in excess of \$5 million	\$12 633 + 0.123% for every \$1 in excess of \$5 million	



## Shire of York Fees and Charges 2018/19

COA	ITEM	Condition/ Frequency	2017/18	2018/19	Variation
	(f) more than \$21.5 million	as per regs	34,196.00	34,196.00	0%
	<b>- Commenced</b> Determining a development application (other than for an extractive industry) where the development has commenced or been carried out	as per regs	The relevant fee above plus, by way of penalty, twice that fee	The relevant fee above plus, by way of penalty, twice that fee	
	- Planning Approval Amendments (Minor)	as per regs	85.00	93.00	9%
<b>Application for Change of Use or for an alteration, extension or change of non-conforming use</b>					
	<b>- Not Commenced</b> Determining an application for a change of use or for an alteration or extension or change of a non-conforming use to which item 1 does not apply, where the change or the alteration, extension or change has not commenced or been carried out	as per regs	295.00	295.00	0%
	<b>- Commenced</b> Determining an application for a change of use or for an alteration or extension or change of a non-conforming use to which item 2 does not apply, where the change or the alteration, extension or change has commenced or been carried out	as per regs	The fee above plus, by way of penalty, twice that fee	885.00	
	Advertising in local paper and mail out (Development Applications)		177.00	340.00	92%
	All other advertising at cost		at cost	at cost	
<b>Mid-West Wheatbelt Development Assessment Panels</b>					
	<b>Development Assessment Panels</b> - Dependant on value of development and additional to planning fees.				
	(a) not less than \$2 million and less than \$7 million		as per regs	4,548.00	
	(b) not less than \$7 million and less than \$10 million		as per regs	7,021.00	
	(c) not less than \$10 million and less than \$12.5 million		as per regs	7,639.00	
	(d) not less than \$12.5 million and less than \$15 million		as per regs	7,857.00	
	(e) not less than \$15 million and less than \$17.5 million		as per regs	8,075.00	
	(f) not less than \$17.5 million and less than \$20 million		as per regs	8,294.00	
	(g) \$20 million or more		as per regs	8,511.00	
<b>Extractive Industries - Development Applications</b>					
	<b>- Not Commenced</b> Determining a development application for an extractive industry where the development has not commenced or been carried out	as per regs	739.00	739.00	0%
	<b>- Commenced</b> Determining a development application for an extractive industry where the development has commenced or been carried out	as per regs	The fee above plus, by way of penalty, twice that fee	2,217.00	
<b>Extractive Industry Licence</b>					
	Initial Application		475.00	550.00	16%
	Renewal Application Less than 5ha	per year	300.00	350.00	17%
	Renewal Application More than 5ha	per year	750.00	750.00	0%



## Shire of York Fees and Charges 2018/19

COA	ITEM	Condition/ Frequency	2017/18	2018/19	Variation
	This refers to the area under the extractive industry licence and not the planning consent which may cover a greater area				
	Bond (sand)	per hectare	TBA on site	TBA on site	
	Bond (stone or gravel)	per hectare	TBA on site	TBA on site	
	Road Contributions		as per policy	as per policy	
	Transfer of licence fee/per application		200.00	300.00	50%
<b>Subdivision Clearance</b>					
	Not more than 5 lots	per lot	73.00	73.00	0%
	More than 5 lots but not more than 195 lots		\$73 per lot for the first 5 lots and then \$35 per lot	\$73 per lot for the first 5 lots and then \$35 per lot	
	More than 195 lots		7,393.00	7,393.00	0%
	Standard Crossover Bond for Subdivision Clearance	calculated as total cost of works plus 20% and GST		TBA on site	
<b>Home Occupation and Home Business - Development Application</b>					
	- Not Commenced Determining an initial application for approval of a home occupation where the home occupation has not commenced		222.00	222.00	0%
	- Commenced Determining an initial application for approval of a home occupation where the home occupation has commenced		The fee above plus, by way of penalty, twice that fee	666.00	
<b>Application for Renewal of Home Occupation or Business</b>					
	- Not Expired Determining an application for the renewal of an approval of a home occupation where the application is made before the approval expires		73.00	73.00	0%
	- Expired Determining an application for the renewal of an approval of home occupation where the application is made after the approval has expired		The fee above plus, by way of penalty, twice that fee	219.00	
<b>Carparking</b>					
	Cash in Lieu per bay in accordance with planning approval		5,696.00	5,747.00	1%
<b>Engineering</b>					
	Engineering Fees for Subdivision (1.5% or 3% of construction cost dependent on level of engineering detail required in accordance with Planning & Development Act 2005)		1.5% or 3% of construction cost	1.5% or 3% of construction cost	
	Engineer - Development Supervision	per hour		117.16	
<b>Other Town Planning Fees and Charges</b>					
	Printed copy of Scheme Text		47.00	47.00	0%
	Printed copy of Local Planning Strategy		47.00	47.00	0%
	All direct costs such as advertising, map preparation etc		at cost	at cost	
	Providing a Zoning Certificate	Planning & Development Regulations 2009	73.00	73.00	0%
	Replying to a property settlement questionnaire - additional information to request with rates	Planning & Development Regulations 2009	73.00	73.00	0%
	Property documents and plan search per hour (Photocopying charge not included)		55.00	64.00	16%
	Providing written planning advice	Planning & Development Regulations 2009		73.00	



## Shire of York Fees and Charges 2018/19

COA	ITEM	Condition/ Frequency	2017/18	2018/19	Variation
	Section 40 (Liquor Licence) and Section 55 (Gaming) Certificates	Planning & Development Regulations 2009		73.00	
	Certificate of Title		-	30.00	
	Road Closure		-	250.00	
	Scheme Amendment Plan			Fee estimates are to be calculated on	
	Structure Plan			Fee estimates are to be calculated on	
	Local Development Plan		-	850.00	
	Local Development Plan Modification		-	400.00	
<b>PRIVATE WORKS - Charge out rates</b>					
<i>(Equipment is not available for private hire)</i>					
<i>Deposits of 50% to be paid prior to commencement of works</i>					
<i>Hire time commences from mobilisation of plant item</i>					
<i>Weekends &amp; Public Holidays add \$40.00 per hour to all rates.</i>					
	Graders	per hour	173.00	176.00	2%
	Loaders	per hour	161.00	164.00	2%
	Trucks - 13 tonne / fire truck	per hour	140.00	143.00	2%
	Trucks - 8 tonne	per hour	128.00	131.00	2%
	Trucks - 5 tonne	per hour	119.00	121.00	2%
<b>Labour charge</b>					
	Labour involved in excess of machine hours		97.00	99.00	2%
	Items used - pipes, guideposts, cement etc		at cost	at cost	
	Loading - to cover ordering, stocking etc		20%	20%	
<b>Telstra and Water Corporation - reinstatement work</b>					
	Bitumen - per street/road crossing		387.00	395.00	2%
	Gravel - per street/road crossing		260.00	264.00	2%
	Or as negotiated for each individual project.				
<b>Signs</b>					
	Application for signs		38.00	38.00	0%
	Directional signs purchase		232.00	232.00	0%
	Installation of signs		188.00	188.00	0%
<b>Banner Poles - Avon Tce, Henrietta St and Panmure Rd</b>					
	Private promotions or advertising	per month (maximum 4 weeks)	23.00	23.00	0%
	Private promotions or advertising	Installation and removal fee per banner	190.00	190.00	0%
	Advertising Community Groups	per month (maximum 6 weeks)	no charge	no charge	0%
<b>Information Bay - Signs</b>					
	Application for signs		33.00	33.00	0%
	Owner to supply sign and be responsible for maintenance		-	-	
	Installation of signs or taking down for repairs etc.		179.00	179.00	0%





# SHIRE OF YORK 2018/19 ANNUAL BUDGET

Descriptions	Est. Year End 30/06/2018	Detail	Budget 2017-18		Budget 2018-19	
			Income	Expenditure	Income	Expenditure
<b>Proceeds Sale of Assets</b>						
042232 Proceeds Sale Of Assets - Admin Vehicles	(\$57,273)		(\$111,000)	-		(\$81,000)
CEO Vehicles	-	(\$65,000)	-	-	(\$35,000)	-
EMCCS Vehicles	-	(\$23,000)	-	-	(\$23,000)	-
EMIDS Vehicles	-	(\$23,000)	-	-	(\$23,000)	-
051228 Proceeds Sale Of Assets - Ranger's Vehicle	-		-	-		(\$18,000)
Ranger Vehicle Changeover x 1 (3 Yr Cycle) Y347	-		-	-	(\$18,000)	-
077276 Proceeds Sale Of Assets - EHO Vehicle	(\$11,443)		(\$15,000)	-		-
EHO Vehicle Changeover (I30)	-	(\$15,000)	-	-		-
106210 Proceeds Sale Of Assets - Development Services Vehicle	-		(\$25,000)	-		-
Planning Vehicle Changeover - Y000	-	(\$25,000)	-	-		-
127297 Proceeds Sale Of Assets - Works Plant	(\$63,069)		(\$175,800)	-		(\$41,000)
Chainsaws, Blowers, Brushcutters & other minor items	-	(\$300)	-	-	(\$1,000)	-
John Deere Loader	-	(\$110,000)	-	-		-
Maintenance truck 5 tonne Y1660	-	(\$30,000)	-	-		-
Hino 3 Tonne Dual Cab Y397	-	(\$15,000)	-	-		-
Parks and Gardens Utility Y3777	-				(\$10,000)	
Grader Utility Y482	-				(\$15,000)	
Works Ute Y770	-				(\$15,000)	
Traffic Counters	-	(\$500)	-	-		
Cherry Picker	-	(\$5,000)	-	-		
Mower John Deere	-	(\$15,000)	-	-		
133297 Proceeds Sale Of Assets - Building Officer Vehicle	-		-	-		(\$15,000)
Building Officer Vehicle Changeover	-		-	-	(\$15,000)	
139297 Proceeds Sale Of Assets - Community Bus	-		(\$10,000)	-		-
Community Bus	-	(\$10,000)	-	-		-
143295 Proceeds Sale Of Assets - Pwo Vehicles	(\$41,818)		(\$33,000)	-		(\$21,000)
Building Mtce Utility (4 Yr Cycle) Y387	-	(\$10,000)	-	-		-
Work Supervisor's Vehicle Y96	-	(\$23,000)	-	-	(\$21,000)	-
144297 Proceeds - Sale Of Land	-		(\$239,000)	-		(\$889,000)
2 Dinsdale Street Residence	-	(\$239,000)	-	-	(\$239,000)	-
Sale of Land - Tennis Club Site	-		-	-	(\$250,000)	-
Proceeds - Old Convent School	-		-	-	(\$400,000)	-
<b>Sub-Total Proceeds on Sale of Assets</b>	<b>(\$173,603)</b>	<b>(\$608,800)</b>	<b>(\$608,800)</b>	<b>-</b>	<b>(\$1,065,000)</b>	<b>(\$1,065,000)</b>
042198 Loss on Sale of Assets - Admin Vehicles	\$994		-	-		-
58 - Exec Vehicles	-		-	-		-
143198 Loss On Sale Of Assets - P.W.O. Vehicles	\$4,395		-	-		-
58 - Building Maintenance Y387	-		-	-		-
<b>Sub-Total Profit/Loss on Sale of Assets</b>	<b>\$5,389</b>	<b>-</b>	<b>-</b>	<b>-</b>	<b>-</b>	<b>-</b>
<b>Written Down Values of Assets Sold</b>						



# SHIRE OF YORK 2018/19 ANNUAL BUDGET

Descriptions	Est. Year End 30/06/2018	Detail	Budget 2017-18		Budget 2018-19	
			Income	Expenditure	Income	Expenditure
042251 Realisation on Sale of Assets - Admin Vehicles	\$32,727		-	\$133,168	-	\$106,479
61 - CEO Vehicles	-	\$73,064	-	-	\$46,375	-
61 - EMCCS Vehicles	-	\$30,139	-	-	\$30,139	-
61 - EMIDS Vehicles	-	\$29,965	-	-	\$29,965	-
051223 Realisation on Sale of Assets	-		-	-	-	\$21,600
61 - Ranger's Utility	-		-	-	\$21,600	-
077280 Realisation on Sale of Assets	-		-	\$23,987	-	-
61- EHO Vehicles	-	\$23,987	-	-	-	-
106223 Realisation on Sale of Assets	-		-	\$27,563	-	-
61 - Development Services Vehicle	-	\$27,563	-	-	-	-
127197 Realisation on Sale of Assets - Works Plant	-		-	\$241,316	-	\$78,250
61 - John Deere Loader	-	\$133,000	-	-	-	-
61 - Hino 5T Y1660	-	\$51,616	-	-	-	-
61 - Spray Ute Y770	-		-	-	\$26,250	-
61 - Parks and Gardens Utility Y3777	-		-	-	\$30,000	-
61 - Grader Utility Y482	-		-	-	\$19,500	-
61 - Hino 3T Y397	-	\$28,875	-	-	-	-
61 - Mower - John Deere	-	\$12,250	-	-	-	-
61 - Cherry Picker	-	\$12,250	-	-	-	-
61 - Chainsaws, Blowers, Brushcutters & other minor items	-	\$3,325	-	-	\$2,500	-
133296 Realisation on Sale of Assets	-		-	-	-	\$16,900
61 - Building Surveyor Y837	-		-	-	\$16,900	-
139197 Realisation on Sale of Assets - Community Bus	-		-	\$50,750	-	-
61 - Community Bus	-	\$50,750	-	-	-	-
143298 Realisation on Sale of Assets	\$27,273		-	\$47,440	-	\$32,300
61 - Works' Vehicles Y96	-	\$32,603	-	-	\$32,300	-
61 - Building Mtce Utility (4 Yr Cycle)	-	\$14,837	-	-	-	-
144295 Realisation on Sale of Assets - Land & Buildings	-		-	\$235,878	-	\$1,225,482
2 Dinsdale Street Residence	-	\$235,878	-	-	\$253,427	-
Old Tennis Club Site	-		-	-	\$372,600	-
Old Convent School	-		-	-	\$599,455	-
<b>Sub-Total Written Down Value of Assets Sold</b>	<b>\$65,389</b>	<b>\$760,102</b>	-	\$760,102	<b>\$1,481,011</b>	-
<b>Total - GAIN/LOSS ON DISPOSAL OF ASSET</b>	<b>(\$108,214)</b>	<b>\$151,302</b>	<b>(\$608,800)</b>	<b>\$760,102</b>	<b>\$416,011</b>	<b>(\$1,065,000)</b>
<b>ABNORMAL ITEMS</b>						
Sub Total - ABNORMAL ITEMS	-	-	-	-	-	-
Total - ABNORMAL ITEMS	-	-	-	-	-	-
<b>Total - GAIN/LOSS ON DISPOSAL OF ASSET - OPERATING STATEMENT</b>	<b>(\$108,214)</b>	<b>\$151,302</b>	<b>(\$608,800)</b>	<b>\$760,102</b>	<b>\$416,011</b>	<b>(\$1,065,000)</b>
<b>RATES</b>						
<b>OPERATING EXPENDITURE</b>						



# SHIRE OF YORK 2018/19 ANNUAL BUDGET

Descriptions	Est. Year End 30/06/2018	Detail	Budget 2017-18		Budget 2018-19	
			Income	Expenditure	Income	Expenditure
031120 Admin O/Head & Labour Costs	\$106,141		-	\$121,397	-	\$132,571
39 - Allocation for total admin costs incurred by Council, (from 42100)	-	\$121,397	-	-	\$132,571	-
031118 Rates - Salaries	\$48,470		-	\$52,400	-	\$56,484
50 - Salaries as per Wages Schedule	-	\$52,400	-	-	\$56,484	-
031119 Rates - Superannuation	\$6,980		-	\$7,598	-	\$8,190
50 - Super as per Wages Schedule	-	\$7,598	-	-	\$8,190	-
031121 Long Service Leave	-		-	\$313	-	\$317
50 - as per Wages Schedule	-	\$313	-	-	\$317	-
031122 Cash Discrepancy	-		-	\$10	-	\$10
57 - Allocation for rounding of rates	-	\$10	-	-	\$10	-
031124 Doubtful Debts Provision	-		-	-	-	-
57 - Other Expenditure	-	-	-	-	-	-
031127 Rates Incentive	\$1,000		-	\$1,000	-	\$1,000
57 - Rates incentive prize for prompt payment of rates	-	\$1,000	-	-	\$1,000	-
031128 Map Purchases	\$1,643		-	\$1,027	-	\$1,057
51 - Allocation for the purchase of property maps	-	\$1,027	-	-	\$1,057	-
031129 Valuation Expenses	\$15,502		-	\$16,500	-	\$16,979
51 - GRV General Valuation - 3-5yr cycle	-	-	-	-	-	-
51 - UV Roll	-	\$12,000	-	-	\$12,348	-
51 - Interim valuations	-	\$4,500	-	-	\$4,631	-
031130 Rate Write Offs Non Taxable	\$362		-	\$30,000	-	\$30,000
57 - Write-offs associated with long term debtors	-	\$30,000	-	-	\$30,000	-
031131 Other Expenses-Rates	\$51		-	\$639	-	\$658
51 - Rates Comparison Report	-	\$206	-	-	\$212	-
51 - Title Search Fees	-	\$309	-	-	\$318	-
51 - Other minor expenditure	-	\$124	-	-	\$127	-
031132 Rate Debt Recovery Cost	\$21,767		-	\$60,000	-	\$60,000
51 - General rate debt collection costs	-	\$60,000	-	-	\$60,000	-
039107 Write Offs	-		-	\$5,000	-	\$5,000
57 - Costs associated with write offs of long term Sundry Debtors	-	\$5,000	-	-	\$5,000	-
<b>Sub Total - GENERAL RATES OP EXP</b>	<b>\$201,915</b>	<b>\$295,884</b>	-	<b>\$295,884</b>	<b>\$312,266</b>	<b>\$312,266</b>
<b>OPERATING INCOME</b>						
031212 Rates	(\$5,493,282)		(\$5,538,030)	-	(\$5,723,079)	-
01 - GRV Rates RiD	-	(\$2,627,859)	-	-	(\$2,717,187)	-
01 - GRV Rates Minimums	-	(\$594,000)	-	-	(\$564,840)	-
01 - UV Rates RiD	-	(\$1,854,281)	-	-	(\$2,027,782)	-
01 - UV Rates Minimums	-	(\$461,890)	-	-	(\$413,270)	-
031213 Ex Gratia Rates	(\$13,129)		(\$13,192)	-	(\$13,260)	-
04 - CBH rates adjusted annually according to storage capacity as advised by CBH	-	(\$13,192)	-	-	(\$13,260)	-
031214 Rates Non Payment Penalty	(\$124,717)		(\$80,000)	-	(\$100,000)	-
08 - Penalty interest for non payment of rates	-	(\$80,000)	-	-	(\$100,000)	-
031217 Rates Rounding Adjustment	(\$0)			-		-
031218 Interim Rates	(\$9,632)		(\$10,000)	-	(\$10,000)	-



# SHIRE OF YORK 2018/19 ANNUAL BUDGET

Descriptions	Est. Year End 30/06/2018	Detail	Budget 2017-18		Budget 2018-19		
			Income	Expenditure	Income	Expenditure	
01 - Provision for increased rate revenue from interim adjustments	-	(\$10,000)	-	-	(\$10,000)	-	-
031219 Interest On Rates Instalments	(\$24,739)		(\$22,000)	-		(\$24,000)	-
08 - Interest associated with instalment option method of payment to reflect Council's foregone interest revenue	-	(\$22,000)	-	-	(\$24,000)	-	-
031220 Instalment Admin Fee	(\$19,480)		(\$19,500)	-		(\$19,500)	-
07 - Charged to reflect Council's cost of administering the instalment option process	-	(\$19,500)	-	-	(\$19,500)	-	-
031221 Back Rates Prior Year	\$5,480		(\$100)	-		(\$100)	-
01 - Rates due to increases in valuations from previous years	-	(\$100)	-	-	(\$100)	-	-
031222 Pensioner Deferred Rate Interest	(\$1,961)		(\$2,000)	-		(\$2,000)	-
08 - Interest payment provided by State Treasury Dept to reflect Council's foregone interest as a result of the Pensioner's Deferment Scheme	-	(\$2,000)	-	-	(\$2,000)	-	-
031223 ESL Non-Payment Penalty Interest	(\$3,044)		(\$2,000)	-		(\$2,000)	-
08 - Interest charged on overdue ESL payments (retained by Council)	-	(\$2,000)	-	-	(\$2,000)	-	-
031230 Property Enquiry Fees	(\$16,092)		(\$17,000)	-		(\$17,680)	-
07 - Income received from EAS enquiries	-	(\$17,000)	-	-	(\$17,680)	-	-
031231 Rate Debt Recovery Non Taxable	(\$28,443)		(\$55,000)	-		(\$55,000)	-
04 - Recovered by Rates	-	(\$55,000)	-	-	(\$55,000)	-	-
031232 Rates Debt Recovery Taxable	-		-	-	-	-	-
04 - Matching income to acct 31132	-	-	-	-	-	-	-
<b>Sub Total - GENERAL RATES OP INC</b>	<b>(\$5,729,040)</b>	<b>(\$5,758,822)</b>	<b>(\$5,758,822)</b>	<b>-</b>	<b>(\$5,966,619)</b>	<b>(\$5,966,619)</b>	<b>-</b>
<b>Total - GENERAL RATES</b>	<b>(\$5,527,124)</b>	<b>(\$5,462,938)</b>	<b>(\$5,758,822)</b>	<b>\$295,884</b>	<b>(\$5,654,353)</b>	<b>(\$5,966,619)</b>	<b>\$312,266</b>
<b>OTHER GENERAL PURPOSE FUNDING</b>							
<b>OPERATING EXPENDITURE</b>							
039104 Provision For Stock Write Off	-		-	\$1,500		-	\$1,500
57 - Provision for stock shortfall	-	\$1,500	-	-	\$1,500	-	-
039106 Debt Recovery	\$7,536		-	\$5,000		-	\$5,000
57 - Costs associated with debt recovery matters other than those relating to rates 31132	-	\$5,000	-	-	\$5,000	-	-
039199 Depreciation	-		-	-		-	-
54 - Depreciation of assets	-	-	-	-	-	-	-
<b>Sub Total - OTHER GENERAL PURPOSE FUNDING OP/EXP</b>	<b>\$7,536</b>	<b>\$6,500</b>	<b>-</b>	<b>\$6,500</b>	<b>\$6,500</b>	<b>-</b>	<b>\$6,500</b>
<b>OPERATING INCOME</b>							
032260 Grant Funds (Untied)	(\$831,204)	-	(\$400,768)	-	-	(\$393,616)	-
02 - LGGC funding (operating)	-	(\$400,768)	-	-	(\$393,616)	-	-
032270 Grant Funds (Untied)	(\$604,541)	-	(\$263,464)	-	-	(\$277,274)	-
02 - LGGC funding road maintenance (operating)	-	(\$263,464)	-	-	(\$277,274)	-	-
039219 Charges Legal Costs	-	-	-	-	-	-	-



# SHIRE OF YORK 2018/19 ANNUAL BUDGET

Descriptions	Est. Year End 30/06/2018	Detail	Budget 2017-18		Budget 2018-19		
			Income	Expenditure	Income	Expenditure	
039222 Interest Earned Muni & Trust	(\$30,671)	-	(\$32,000)	-	-	(\$30,000)	-
08 - Interest earned on short term Council investments	-	(\$32,000)	-	-	(\$30,000)	-	-
039227 Interest Earned Reserve Funds	(\$19,023)	-	(\$38,191)	-	-	(\$40,000)	-
08 - Interest earned on short term Council investments	-	(\$38,191)	-	-	(\$40,000)	-	-
<b>Sub Total - OTHER GENERAL PURPOSE FUNDING OP/INC</b>	<b>(\$1,485,439)</b>	<b>(\$734,423)</b>	<b>(\$734,423)</b>	-	<b>(\$740,890)</b>	<b>(\$740,890)</b>	-
<b>Total - OTHER GENERAL PURPOSE FUNDING</b>	<b>(\$1,477,903)</b>	<b>(\$727,923)</b>	<b>(\$734,423)</b>	\$6,500	<b>(\$734,390)</b>	<b>(\$740,890)</b>	\$6,500
<b>Total - GENERAL PURPOSE FUNDING</b>	<b>(\$7,005,027)</b>	<b>(\$6,190,860)</b>	<b>(\$6,493,245)</b>	<b>\$302,384</b>	<b>(\$6,388,743)</b>	<b>(\$6,707,509)</b>	<b>\$318,766</b>
<b>MEMBERS OF COUNCIL</b>							
<b>OPERATING EXPENDITURE</b>							
041101 Attendance Fees	\$92,943	-	-	\$101,346	-	-	\$101,346
57 - Elected Members' sitting fees	-	\$80,568	-	-	\$80,568	-	-
57 - President's attendance meeting fees	-	\$20,778	-	-	\$20,778	-	-
041102 Conference Expenses	\$15,921	-	-	\$20,000	-	-	\$20,000
51 - Councillor's attendance at conferences, training sessions incl. accommodation	-	\$20,000	-	-	\$20,000	-	-
041103 Election Expenses	\$18,466	-	-	\$19,000	-	-	-
57 - Provision for Municipal election held every two years	-	\$19,000	-	-	-	-	-
041104 Presidential Allowance	\$19,215	-	-	\$20,936	-	-	\$20,936
57 - Shire President's allowance	-	\$16,749	-	-	\$16,749	-	-
57 - Deputy President's allowance	-	\$4,187	-	-	\$4,187	-	-
041105 Sponsorships	\$13,569	-	-	\$10,000	-	-	\$19,246
57 - Project Funding - Yr 1 & 2 - Avon Tce Revitalisation	-	\$10,000	-	-	\$19,246	-	-
041106 Refreshments & Receptions	\$9,196	-	-	\$15,000	-	-	\$15,000
51 - Council luncheons, civic receptions, Christmas party and other functions	-	\$15,000	-	-	\$15,000	-	-
041107 Citizenships & Presentations	\$80	-	-	\$550	-	-	\$500
57 - Small gifts purchased for presentation at citizenship ceremonies	-	\$550	-	-	\$500	-	-
041108 Printing & Stationery	\$2,929	-	-	\$2,259	-	-	\$3,500
51 - Elected member business cards	-	\$308	-	-	\$300	-	-
51 - Binding of minutes	-	\$1,438	-	-	\$2,700	-	-
51 - Other minor expenditure	-	\$514	-	-	\$500	-	-
041109 Communication Allowance	\$14,358	-	-	\$14,000	-	-	\$14,000
57 - Councillor's communication allowance 7 @ \$2000	-	\$14,000	-	-	\$14,000	-	-
041110 Insurance	\$5,014	-	-	\$5,336	-	-	\$5,250
53 - Councillor's & Officer's Liability	-	\$4,722	-	-	\$4,700	-	-
53 - Corporate Travel	-	\$394	-	-	\$400	-	-
53 - Personal Accident Insurance	-	\$221	-	-	\$150	-	-
041111 Subscriptions	\$39,594	-	-	\$35,943	-	-	\$27,788
51 - WA Local Government Association	-	\$9,193	-	-	\$9,460	-	-
51 - AROC Subscription	-	\$20,000	-	-	\$10,000	-	-
51 - WALGA Zone Secretarial Services	-	\$2,316	-	-	\$2,100	-	-
51 - Avon Midland Zone - Political Lobbying	-	\$1,541	-	-	\$1,500	-	-



# SHIRE OF YORK 2018/19 ANNUAL BUDGET

Descriptions	Est. Year End 30/06/2018	Detail	Budget 2017-18		Budget 2018-19	
			Income	Expenditure	Income	Expenditure
51 - LGMA Corporate Membership	-	\$1,322	-	-	\$1,855	-
51 - Volunteering WA	-	\$226	-	-	\$232	-
51 - Country Arts WA	-	\$113	-	-	\$116	-
51 - Australia Day Council	-	\$205	-	-	\$525	-
51 - Other minor expenditure	-	\$1,027	-	-	\$2,000	-
041112 Public Relations	\$50,449		-	\$54,638		\$89,218
50 - Direct labour costs	-	\$2,677	-	-	\$1,493	-
40 - Labour overheads	-	\$3,748	-	-	\$2,149	-
51 - Shire paraphernalia incl art purchases	-	\$2,000	-	-	\$2,000	-
51 - Senior Citizens' Appreciation Day YDHS	-	-	-	-	-	-
51 - Community bus hire for Companion Time & other approved community groups	-	-	-	-	-	-
51 - Community bus hire for Youth Holiday Programmes x4	-	-	-	-	-	-
51 - Seniors Mobility - Stay on your feet	-	-	-	-	-	-
51 - Budget newsletter, calendar etc	-	\$500	-	-	\$2,000	-
51 - Community directory - York Telecentre	-	\$1,200	-	-	\$1,288	-
51 - Anzac Celebrations	-	\$5,000	-	-	\$5,000	-
51 - Community Matters column	-	\$22,000	-	-	\$18,000	-
51 - Plaques, gifts etc ...	-	\$2,000	-	-	\$2,000	-
51 - Australia Day Community BBQ	-	\$10,000	-	-	\$10,000	-
51 - Residents' Satisfaction Survey	-	-	-	-	\$15,000	-
51 - Social Media Services	-	-	-	-	\$25,000	-
51 - York Society Multi-Year Funding Agreement	-	\$4,500	-	-	\$4,500	-
51 - Shire of York Polo Shirts - Volunteers	-	-	-	-	-	-
51 - Town Hall usage - various	-	\$500	-	-	\$500	-
80 - Plant operation costs	-	\$514	-	-	\$289	-
041114 Other - Sundry	\$1,078		-	\$719		\$1,000
51 - Desk plates, name badges etc	-	\$514	-	-	\$750	-
51 - Statutory Compliance return	-	-	-	-	-	-
51 - Other minor expenditure	-	\$205	-	-	\$250	-
041115 Legal Fees	-		-	\$5,000		\$5,000
51 - Legal fees payable	-	\$5,000	-	-	\$5,000	-
041116 Portraits & Plaques	-		-	\$500		-
51 - Councillors' portraits & pictures for Council Chambers & similar matters	-	\$500	-	-	-	-
041118 Travel Expenses	\$734		-	\$1,500		\$1,500
51 - Members' travel expenses based on kilometreage	-	\$1,500	-	-	\$1,500	-
041121 Maintenance - Chambers	\$833		-	\$2,054		\$2,000
50 - Employee costs	-	-	-	-	-	-
51 - Materials & contracts	-	\$2,054	-	-	\$2,000	-
041122 Admin O/Head & Labour Cost	\$300,734		-	\$343,959		\$397,714
39 - Allocation for total admin costs incurred by Council, (from 42100)	-	\$343,959	-	-	\$397,714	-
041124 Strategic Planning	-		-	\$5,000		-
51 - Costs associated with preparation of new Strategic Plan	-	\$5,000	-	-	-	-
041190 Depreciation Expense	\$604		-	\$100		\$106
54 - Depreciation of assets	-	\$100	-	-	\$106	-
<b>Sub Total - MEMBERS OF COUNCIL OP/EXP</b>	<b>\$585,716</b>	<b>\$657,841</b>	-	<b>\$657,841</b>	<b>\$724,104</b>	<b>\$724,104</b>



# SHIRE OF YORK 2018/19 ANNUAL BUDGET

Descriptions	Est. Year End 30/06/2018	Detail	Budget 2017-18		Budget 2018-19	
			Income	Expenditure	Income	Expenditure
<b>OPERATING INCOME</b>						
041237 Contributions And Donations	(\$500)	-	(\$100)	-	-	(\$100)
04 - Contributions received	-	(\$100)	-	-	(\$100)	-
041239 Reimbursements Taxable Supply	(\$336)	-	(\$200)	-	-	(\$200)
04 - Reimbursement of goods provided	-	(\$200)	-	-	(\$200)	-
<b>Sub Total - MEMBERS OF COUNCIL OP/INC</b>	<b>(\$836)</b>	<b>(\$300)</b>	<b>(\$300)</b>	-	<b>(\$300)</b>	<b>(\$300)</b>
<b>Total - MEMBERS OF COUNCIL</b>	<b>\$584,880</b>	<b>\$657,541</b>	<b>(\$300)</b>	<b>\$657,841</b>	<b>\$723,804</b>	<b>(\$300)</b>
<b>GOVERNANCE</b>						
<b>OPERATING EXPENDITURE</b>						
042100 Less Allocated To Schedules	(\$1,769,021)	-	-	(\$2,023,290)	-	(\$2,209,523)
39 - Allocation provided for total administration costs incurred by Council, transferred to various sub programs to reflect admin costs incurred for the operation of these works and/or services	-	(\$2,023,290)	-	-	(\$2,209,523)	-
042109 Administration - Salaries	\$1,102,964			\$1,030,204		\$1,094,618
50 - Salaries as per Wages Schedule	-	\$1,030,204	-	-	\$1,094,618	-
042104 Admin Garden Maintenance	\$1,470			\$514		\$6,808
50 - Direct labour costs	-		-	-	\$1,621	-
40 - Labour overheads	-		-	-	\$2,335	-
51 - Materials eg. mulch, fertiliser, plants etc.	-	\$514	-	-	\$2,000	-
80 - Plant operation costs	-		-	-	\$852	-
042107 Insurance	\$70,537			\$93,730		\$77,132
53 - Public Liability & Professional Indemnity	-	\$22,936	-	-	\$14,056	-
53 - Management Liability	-	\$4,722	-	-	\$4,722	-
50 - Workers' Compensation	-	\$50,462	-	-	\$42,451	-
53 - Fidelity Guarantee	-	\$772	-	-	\$795	-
53 - Personal Accident Insurance	-	\$221	-	-	\$142	-
53 - Cyber Crime	-	\$929	-	-	\$1,500	-
53 - Property Insurance	-	\$3,223	-	-	-	-
53 - Regional Risk Coordinator	-	\$10,071	-	-	\$10,000	-
53 - Miscellaneous Structures	-		-	-	\$3,091	-
53 - Corporate Travel	-	\$394	-	-	\$375	-
042108 Superannuation Admin	\$128,816			\$149,380		\$158,720
50 - Superannuation payments associated with acct 42109	-	\$149,380	-	-	\$158,720	-
042111 Housing Maintenance EMIDS	\$4,774			\$5,000		\$11,490
50 - Direct labour costs	-		-	-	\$989	-
40 - Labour overheads	-		-	-	\$1,424	-
51 - Materials & contracts	-	\$1,968	-	-	\$5,000	-



# SHIRE OF YORK 2018/19 ANNUAL BUDGET

Descriptions	Est. Year End	Detail	Budget 2017-18		Detail	Budget 2018-19	
	30/06/2018		Income	Expenditure		Income	Expenditure
52 - Water	-	\$236	-	-	\$850	-	-
53 - Insurance	-	\$580	-	-	\$597	-	-
57 - Other Expenditure	-	\$2,216	-	-	-	-	-
63 - Electricity	-	-	-	-	-	-	-
57 - Rates	-	-	-	-	\$2,290	-	-
80 - Plant operation costs	-	-	-	-	\$340	-	-
042112 Housing Maintenance - CEO	\$4,516	-	-	\$5,000	-	-	\$10,729
50 - Direct labour costs	-	-	-	-	\$649	-	-
40 - Labour overheads	-	-	-	-	\$934	-	-
51 - Materials & contracts	-	\$1,894	-	-	\$5,000	-	-
51 - General Repairs	-	-	-	-	-	-	-
52 - Water	-	\$236	-	-	\$850	-	-
53 - Property Insurance	-	\$580	-	-	\$597	-	-
57 - Rates	-	\$2,290	-	-	\$2,359	-	-
80 - Plant operation costs	-	-	-	-	\$341	-	-
042114 Motor Vehicle Expenses Allocated to Function 14	\$17,468	-	-	\$13,400	-	-	\$20,000
51 - Parts, repairs, fuel etc P140, P165, P154, P167	-	\$11,000	-	-	\$17,500	-	-
53 - Insurance & Licenses	-	\$2,400	-	-	\$2,500	-	-
042116 Housing Maintenance - EMCCS	\$8,461	-	-	\$5,000	-	-	\$10,660
50 - Direct labour costs	-	-	-	-	\$649	-	-
40 - Labour overheads	-	-	-	-	\$934	-	-
51 - Materials & contracts	-	\$1,968	-	-	\$5,000	-	-
52 - Water	-	\$236	-	-	\$850	-	-
53 - Insurance	-	\$580	-	-	\$597	-	-
57 - Rates	-	\$2,216	-	-	\$2,290	-	-
63 - Electricity	-	-	-	-	-	-	-
80 - Plant operation costs	-	-	-	-	\$341	-	-
042167 Dishonour Cheque Fees	\$10	-	-	\$100	-	-	\$100
57 - Bank fees associated with presentation of dishonoured cheques	-	\$100	-	-	\$100	-	-
042168 Fringe Benefits General	\$96,973	-	-	\$80,000	-	-	\$90,000
50 - Fringe Benefits Tax - Admin-based FBT	-	\$80,000	-	-	\$90,000	-	-
042169 Consultant Fees	\$95,831	-	-	\$91,531	-	-	\$89,431
51 - Financial Services	-	\$7,500	-	-	\$7,500	-	-
51 - Asset Management Plans	-	-	-	-	-	-	-
51 - CEO Review (Reg 17)	-	-	-	-	\$15,000	-	-
51 - Implement Outcomes of Reg 17 Review	-	-	-	-	\$5,000	-	-
51 - Payroll Services	-	\$22,594	-	-	\$23,249	-	-
51 - WALGA Tax Service	-	\$1,422	-	-	\$1,464	-	-
51 - WALGA Workforce	-	\$3,944	-	-	\$4,058	-	-
51 - WALGA Local Laws Service	-	\$606	-	-	\$624	-	-
51 - WALGA Procurement Services	-	\$2,465	-	-	\$2,536	-	-
51 - Financial Internal Controls Review & Business Plans (Reg 5)	-	\$5,000	-	-	-	-	-
51 - Consultancy - Integrated Planning Reviews (CBP, LTFP, SP & WP)	-	\$5,000	-	-	\$5,000	-	-
51 - Human Resources Consultancy/Recruitment (EBA neg)	-	\$10,000	-	-	\$10,000	-	-
51 - Asset Projects	-	\$10,000	-	-	\$10,000	-	-
51 - Internal Grants Procurement	-	\$18,000	-	-	-	-	-





# SHIRE OF YORK 2018/19 ANNUAL BUDGET

Descriptions	Est. Year End 30/06/2018	Detail	Budget 2017-18		Budget 2018-19	
			Income	Expenditure	Income	Expenditure
51 - Records Re-structure	-	-	-	-	-	-
51 - Local Laws Review	-	-	-	-	-	-
51 - Volunteer Management	-	-	-	-	-	-
51 - Provision for other consultant expenditure	-	\$5,000	-	-	\$5,000	-
<b>042171 Organisational Staff Training and Conferences</b>	<b>\$40,154</b>			<b>\$34,000</b>		<b>\$83,519</b>
50 - Staff training	-	\$22,000	-	-	\$71,519	-
50 - Conferences	-	\$12,000	-	-	\$12,000	-
51 - Lobby expenses	-	-	-	-	-	-
<b>042173 Staff Telephone Expenses</b>						
51 - Mobile Phone purchases as required	-	-	-	-	-	-
<b>042175 Long Service Leave</b>				<b>\$5,340</b>		<b>\$5,420</b>
50 - Annual provision for LSL accruals	-	\$5,340	-	-	\$5,420	-
<b>042176 Admin Building Maintenance</b>	<b>\$38,827</b>			<b>\$63,207</b>		<b>\$72,151</b>
50 - Salaries, Wages - Cleaning	-	\$17,420	-	-	\$22,720	-
50 - Direct labour costs	-	\$3,477	-	-	\$4,207	-
40 - Labour overheads	-	\$4,868	-	-	\$6,058	-
51 - Air-conditioning service	-	\$1,000	-	-	\$1,000	-
51 - Water Filtration Unit	-	\$720	-	-	\$720	-
51 - General Mtce incl Termite inspections, First Aid kits etc	-	\$13,000	-	-	\$13,895	-
51 - Full Termite Treatment - Priority	-	-	-	-	-	-
51 - Sanitaire bin	-	\$205	-	-	\$211	-
51 - CEEP monitoring - Air-con, Lights	-	-	-	-	-	-
51 - Service fire extinguishers	-	\$729	-	-	\$750	-
51 - Service automatic doors	-	\$822	-	-	\$845	-
63 - Electricity	-	\$10,674	-	-	\$8,780	-
52 - Water	-	\$1,280	-	-	\$1,693	-
51 - Sewerage	-	-	-	-	-	-
53 - Property Insurance	-	\$4,311	-	-	\$4,311	-
57 - Rates	-	-	-	-	-	-
57 - ESL Levy	-	\$100	-	-	\$100	-
51 - Cleaning Materials	-	\$3,000	-	-	\$3,000	-
51 - Crack repairs	-	-	-	-	\$2,000	-
51 - Rubbish/recycling charges	-	\$1,500	-	-	\$1,860	-
80 - Plant operation costs	-	\$100	-	-	-	-
<b>042178 Admin Telephone</b>	<b>\$19,553</b>			<b>\$22,000</b>		<b>\$22,000</b>
62 - Admin telephone	-	\$22,000	-	-	\$22,000	-
<b>042180 Admin - Internet Expense</b>	<b>\$6,093</b>			<b>\$7,465</b>		<b>\$6,500</b>
51 - Website Management	-	\$5,000	-	-	\$4,000	-
51 - ISP annual connection fees	-	\$2,465	-	-	\$2,500	-
<b>042181 Purchase Admin Maps</b>				<b>\$600</b>		<b>\$600</b>
51 - Purchase of map, plans etc for use in Admin Centre	-	\$600	-	-	\$600	-
<b>042182 Staff Uniform Subsidy</b>	<b>\$14,783</b>			<b>\$14,700</b>		<b>\$7,931</b>
50 - Purchase of uniform by staff in accordance with Council policy	-	\$14,700	-	-	\$7,931	-
<b>042183 Office Expense - Printing</b>	<b>\$7,625</b>			<b>\$8,216</b>		<b>\$8,454</b>
51 - Printing costs incurred	-	\$8,216	-	-	\$8,454	-
<b>042184 Office Exp-Stationery</b>	<b>\$14,176</b>			<b>\$14,378</b>		<b>\$14,795</b>



# SHIRE OF YORK 2018/19 ANNUAL BUDGET

Descriptions	Est. Year End 30/06/2018	Detail	Budget 2017-18		Budget 2018-19	
			Income	Expenditure	Income	Expenditure
51 - Stationery costs incurred for the purchase of minor office equipment, copy paper etc	-	\$12,324	-	-	\$12,681	-
51 - Additional office printer and minor equipment	-	\$2,054	-	-	\$2,114	-
042185 Office Expenses-Advertising	\$13,746		-	\$15,000		\$15,435
51 - Advertising Local Laws	-	-	-	-	-	-
51 - Advertising costs for statutory notices and other requirements	-	\$15,000	-	-	\$15,435	-
042186 Office Exp-Office Equip Mtce	\$32,188		-	\$22,683		\$25,000
51 - Copy costs and servicing	-	\$13,000	-	-	\$17,400	-
51 - Toner and photocopier consumables	-	\$3,521	-	-	\$3,600	-
51 - Other equipment maintenance / minor purchases	-	\$6,162	-	-	\$4,000	-
042187 Office Expenses-Bank Charges	\$14,095		-	\$12,500		\$12,863
57 - Bank / Eftpos fees and other associated bank charges	-	\$12,500	-	-	\$12,863	-
042188 Office Exp-Computer Expenses	\$134,913		-	\$117,860		\$152,635
51 - IT Vision annual support and maintenance	-	\$31,042	-	-	\$33,887	-
51 - IT Vision Universe licence	-	\$2,784	-	-	\$3,619	-
51 - Microsoft licences	-	\$33,034	-	-	\$38,000	-
51 - ICT Audit	-	\$3,000	-	-	-	-
51 - General network & software support	-	\$18,000	-	-	\$39,876	-
51 - InfoCouncil	-	-	-	-	\$17,253	-
51 - Computer/Printer purchases incl laptops/tablets as required	-	\$30,000	-	-	\$20,000	-
042189 Office Exp-Postage/Freight	\$15,247		-	\$18,000		\$18,522
51 - Postage and freight charges for operations other than works	-	\$18,000	-	-	\$18,522	-
042190 Office Expenses-Sundry	\$21,228		-	\$21,000		\$21,058
51 - WATC Loan Government Guarantee Fee	-	\$19,000	-	-	\$19,000	-
51 - Other minor expenditure	-	\$2,000	-	-	\$2,058	-
042191 Relocation Expenses	-		-	\$3,000		\$3,000
50 - Relocation of Senior Staff	-	\$3,000	-	-	\$3,000	-
042193 Audit Fees	\$18,868		-	\$27,000		\$46,300
51 - Annual Audit	-	\$22,000	-	-	\$40,300	-
51 - Grant acquittal audits	-	\$5,000	-	-	\$6,000	-
042194 Revaluation Fees	\$15,400		-	\$25,000		-
51 - Consultant valuer to revalue Buildings & Structures	-	\$25,000	-	-	-	-
042195 Legal Expenses	\$558		-	\$10,000		\$10,000
57 - Legal matters	-	\$10,000	-	-	\$10,000	-
042196 Title Search	-		-	\$103		\$120
57 - Title searches non-rate related	-	\$103	-	-	\$120	-
042199 Depreciation Expense	\$98,080		-	\$107,381		\$113,531
54 - Depreciation of assets	-	\$107,381	-	-	\$113,531	-
<b>Sub Total - GOVERNANCE - GENERAL OP/EXP</b>	<b>\$268,334</b>	<b>\$0</b>	-	<b>\$0</b>	<b>(\$0)</b>	<b>(\$0)</b>
<b>OPERATING INCOME</b>						
042220 Contributions Taxable Supply	-		(\$118)	-		(\$100)
04 - Reimbursements paid in relation to governance	-	(\$118)	-	-	(\$100)	-
041236 Government Grants	(\$1,376)		-	-		-



# SHIRE OF YORK 2018/19 ANNUAL BUDGET

Descriptions	Est. Year End 30/06/2018	Detail	Budget 2017-18		Budget 2018-19	
			Income	Expenditure	Income	Expenditure
042221 Reimbursements Taxable Supply	(\$7,893)		(\$6,000)	-	(\$6,000)	-
04 - Insurance rebates paid	-	(\$6,000)	-	-	(\$6,000)	-
04 - Insurance funding pool - Risk Mgmt Review	-					
042223 Reimbursements Staff Uniform	-		(\$114)	-	(\$100)	-
related expenditure	-	(\$114)	-	-	(\$100)	-
042224 Charges-Other Taxable Supply	(\$8)		(\$100)	-	(\$100)	-
07 - Faxing, photocopying, sale of publications etc	-	(\$100)	-	-	(\$100)	-
042225 Charges Other Non Tax Supply	(\$883)		(\$309)	-	(\$300)	-
07 - Sale of documents, FOI requests etc	-	(\$309)	-	-	(\$300)	-
042227 Government Grants	-					
042228 Reimbursements Non Tax Supply	(\$21,349)		(\$1,545)	-	(\$1,500)	-
04 - Provision for reimbursement of non GST taxable items	-	(\$1,545)	-	-	(\$1,500)	-
<b>Sub Total - GOVERNANCE - GENERAL OP/INC</b>	<b>(\$31,517)</b>	<b>(\$8,186)</b>	<b>(\$8,186)</b>	-	<b>(\$8,100)</b>	-
<b>Total - GOVERNANCE - GENERAL</b>	<b>\$236,816</b>	<b>(\$8,186)</b>	<b>(\$8,186)</b>	\$0	<b>(\$8,100)</b>	(\$0)
<b>Total - GOVERNANCE</b>	<b>\$821,696</b>	<b>\$649,355</b>	<b>(\$8,486)</b>	<b>\$657,841</b>	<b>\$715,704</b>	<b>(\$8,400)</b>
<b>FIRE PREVENTION</b>						
<b>OPERATING EXPENDITURE</b>						
051101 Admin O/Head & Labour Costs	\$35,380	-	-	\$40,466	-	\$44,190
39 - Allocation for total admin costs incurred by Council, (from 42100)	-	\$40,466	-	-	\$44,190	-
051131 Fire Control Expenses - ESL Expenditure	\$1,572	-	-	\$514	-	\$1,500
51 - Materials and contracts	-	\$514	-	-	\$1,500	-
051103 Fire Insurance	\$11,932			\$15,919		\$15,510
53 - Bushfire Insurance incl volunteer protection	-	\$10,878	-	-	\$10,395	-
53 - Volunteers' Vehicle Insurance	-	\$1,575	-	-	\$1,545	-
53 - Fire Trucks	-	\$3,214	-	-	\$3,310	-
53 - Fire Sheds building insurance	-	\$252	-	-	\$260	-
051104 Communication Mtce & Repairs	-			\$2,000		\$2,500
51 - Materials and contracts	-	\$2,000	-	-	\$2,500	-
051105 Fire Control Expenses	\$3,837			\$10,930		\$10,438
50 - Direct labour costs	-	\$382	-	-	\$108	-
40 - Labour overheads	-	\$535	-	-	\$156	-
51 - Materials and contracts	-	\$3,770	-	-	\$3,879	-
51 - Utilities	-	\$2,660	-	-	\$2,846	-
62 - Utilities - Ranger's telephone expenses	-	\$2,234	-	-	\$2,391	-
63 - Electricity	-	\$532	-	-	\$255	-
51 - Bushfire advertising	-	\$616	-	-	\$634	-
80 - Plant operation costs	-	\$200	-	-	\$169	-
051107 Bushfire Risk Mitigation	\$4,945			\$10,275		\$43,754



# SHIRE OF YORK 2018/19 ANNUAL BUDGET

Descriptions	Est. Year End 30/06/2018	Detail	Budget 2017-18		Budget 2018-19	
			Income	Expenditure	Income	Expenditure
50 - Direct labour costs	-	\$730	-	-	\$3,405	-
40 - Labour overheads	-	\$1,022	-	-	\$4,903	-
51 - Implement Bush Fire Risk Mitigation Strategy	-	\$7,000	-	-	\$30,000	-
80 - Plant operation costs	-	\$1,523	-	-	\$5,446	-
051108 Staff Training	-	-	-	\$514	-	-
50 - Conference registration, accommodation etc	-	\$514	-	-	-	-
051109 Ranger Vehicle Expenses	\$4,177	-	-	\$7,624	-	\$5,448
51 - Materials and contracts	-	\$7,189	-	-	\$5,000	-
53 - Insurance	-	\$435	-	-	\$448	-
051113 Computer Maintenance	-	-	-	\$514	-	\$528
51 - Maintenance of Ranger's computer	-	\$514	-	-	\$528	-
051115 Fire Base Maintenance	\$1,264	-	-	\$1,500	-	\$1,500
51 - Honorarium paid to CFCO	-	\$1,500	-	-	\$1,500	-
051120 Fire Control - Salaries	\$27,386	-	-	\$28,333	-	\$29,035
50 - Salaries as per Wages Schedule	-	\$28,333	-	-	\$29,035	-
051121 Fire Control - Superannuation	\$4,190	-	-	\$4,108	-	\$4,210
50 - Superannuation payments associated with 51120	-	\$4,108	-	-	\$4,210	-
051122 Fire Control - Long Service Leave	-	-	-	\$773	-	\$784
50 - Annual provision for LSL accruals	-	\$773	-	-	\$784	-
051125 Plant & Equipment Maintenance - ESL Equip	\$11,000	-	-	\$3,907	-	\$4,000
51 - Plant and equipment maintenance as per ESL funding allocation	-	\$3,907	-	-	\$4,000	-
51 - Purchase and/or maintenance of plant equipment <\$1200	-	-	-	-	-	-
051126 Vehicle Maintenance	\$11,011	-	-	\$6,078	-	\$10,000
51 - Materials and contracts	-	\$6,078	-	-	\$10,000	-
051127 Land & Buildings Maintenance	\$388	-	-	\$5,003	-	\$5,482
51 - Materials and contracts	-	\$3,081	-	-	\$5,000	-
63 - Electricity	-	\$1,922	-	-	-	-
50 - Direct labour costs	-	-	-	-	\$197	-
40 - Labour overheads	-	-	-	-	\$284	-
80 - Plant operation costs	-	-	-	-	-	-
051128 Protective Clothing	\$1,524	-	-	\$5,135	-	\$5,000
51 - Protective clothing and safety equipment required by BF volunteers	-	\$5,135	-	-	\$5,000	-
051129 Other Goods & Services	\$3,188	-	-	\$4,108	-	\$4,000
51 - Materials and contracts	-	\$4,108	-	-	\$4,000	-
051130 Fire Breaks - Contractors	\$2,600	-	-	\$3,595	-	\$3,000
51 - Materials and contracts - reimbursed to Council see 51221	-	\$3,595	-	-	\$3,000	-
051199 Depreciation Expense	\$61,320	-	-	\$43,759	-	\$46,265
54 - Depreciation of assets	-	\$43,759	-	-	\$46,265	-
<b>Sub Total - FIRE PREVENTION OP/EXP</b>	<b>\$185,714</b>	<b>\$195,052</b>	-	<b>\$195,052</b>	<b>\$237,145</b>	<b>\$237,145</b>
<b>OPERATING INCOME</b>						
051201 ESL Commission	(\$4,000)	-	(\$4,000)	-	(\$4,000)	-



# SHIRE OF YORK 2018/19 ANNUAL BUDGET

Descriptions	Est. Year End	Detail	Budget 2017-18		Budget 2018-19	
	30/06/2018		Income	Expenditure	Income	Expenditure
09 - Commission earned from FESA from Council's management of ESL	-	(\$4,000)	-	-	(\$4,000)	-
051217 Fines & Penalties Fire Prevention	(\$4,123)	-	(\$3,000)	-	-	(\$3,000)
07 - Fines and penalties issued for non-compliance of Council's BF notice	-	(\$3,000)	-	-	(\$3,000)	-
051220 ESL Grants	(\$40,729)	-	(\$42,664)	-	-	(\$67,991)
02 - ESL allocation provided on an annual basis based on funding submission from Shire	-	(\$42,664)	-	-	(\$47,991)	-
02 - Bush Fire Risk Mitigation Strategy Funding	-	-	-	-	(\$20,000)	-
051221 Reimbursements - Fire Break	(\$2,000)	-	(\$3,595)	-	-	(\$3,000)
04 - Reimbursements from property owners	-	(\$3,595)	-	-	(\$3,000)	-
051224 Reimbursements Taxable Supply	-	-	(\$10)	-	-	(\$10)
04 - Reimbursements	-	(\$10)	-	-	(\$10)	-
051225 FESA Capital Grants	-	-	(\$150,000)	-	-	-
03 - Grant for Talbot Fire Tender	-	(\$150,000)	-	-	-	-
03 - Grant for Greenhills Fire Shed	-	-	-	-	-	-
<b>Sub Total - FIRE PREVENTION OP/INC</b>	<b>(\$50,852)</b>	<b>(\$203,268)</b>	<b>(\$203,268)</b>	<b>-</b>	<b>(\$78,001)</b>	<b>(\$78,001)</b>
<b>Total - FIRE PREVENTION</b>	<b>\$134,863</b>	<b>(\$8,216)</b>	<b>(\$203,268)</b>	<b>\$195,052</b>	<b>\$159,143</b>	<b>(\$78,001)</b>
<b>ANIMAL CONTROL</b>						
<b>OPERATING EXPENDITURE</b>						
052163 Animal Control - Salaries	\$31,232	-	-	\$28,333	-	\$29,035
50 - Salaries as per Wages Schedule	-	\$28,333	-	-	\$29,035	-
052164 Animal Control - Superannuation	\$4,191	-	-	\$4,108	-	\$4,210
50 - Superannuation payments associated with 52163	-	\$4,108	-	-	\$4,210	-
052165 Uniform Allowance	\$337	-	-	\$1,000	-	\$1,000
50 - Provision for purchase of Ranger's uniform and protective clothing	-	\$1,000	-	-	\$1,000	-
052166 Admin O/Head & Labour Costs	\$70,761	-	-	\$80,932	-	\$88,381
39 - Allocation for total admin costs incurred by Council, (from 42100)	-	\$80,932	-	-	\$88,381	-
052167 Long Service Leave	-	-	-	\$325	-	\$329
50 - Annual provision for LSL accruals	-	\$325	-	-	\$329	-
052168 Annual Leave Provision	-	\$773	-	\$773	-	\$784
50 - Provision for annual leave	-	-	-	-	\$784	-
052169 Animal Control Sundry Expenditure	\$43,224	-	-	\$51,545	-	\$39,614
50 - Direct labour costs	-	\$348	-	-	\$357	-
40 - Labour overheads	-	\$487	-	-	\$515	-
51 - Contractor services incl pound maintenance	-	\$45,000	-	-	\$33,000	-
51 - Wireless internet	-	-	-	-	-	-
51 - Purchase of dog tags	-	\$300	-	-	\$309	-
51 - Corella control	-	\$3,000	-	-	\$3,087	-
51 - Stationery	-	\$600	-	-	\$617	-
62 - Ranger mobile phone expenses	-	\$1,500	-	-	\$1,544	-



# SHIRE OF YORK 2018/19 ANNUAL BUDGET

Descriptions	Est. Year End 30/06/2018	Detail	Budget 2017-18		Detail	Budget 2018-19	
			Income	Expenditure		Income	Expenditure
51 - Corporate firearms licence	-	\$310	-	-	\$186	-	-
80 - Plant operation costs	-	-	-	-	-	-	-
052170 Staff Training & Conferences	-	-	-	\$500	-	-	-
51 - Conference registration, accommodation etc	-	\$500	-	-	-	-	-
052172 Cat Pound - Expenditure	\$223	-	-	\$1,000	-	-	\$1,000
50 - Direct labour costs	-	-	-	-	-	-	-
40 - Labour overheads	-	-	-	-	-	-	-
51 - Materials and Contracts	-	\$1,000	-	-	\$1,000	-	-
052199 Depreciation Expense	\$3,752	-	-	\$3,764	-	-	\$3,980
54 - Depreciation of assets	-	\$3,764	-	-	\$3,980	-	-
052174 Cat Sterilisation program expenditure	-	-	-	-	-	-	-
51 - Materials and Contracts	-	-	-	-	-	-	-
<b>Sub Total - ANIMAL CONTROL OP/EXP</b>	<b>\$153,720</b>	<b>\$172,279</b>	-	<b>\$172,279</b>	<b>\$168,333</b>	-	<b>\$168,333</b>
<b>OPERATING INCOME</b>							
052272 Fines & Penalties Animal Control	-	-	(\$100)	-	-	(\$100)	-
07 - Fines and penalties issued for non-compliance of Council's Cat laws	-	(\$100)	-	-	(\$100)	-	-
052273 Charges-Impounding Fees	-	-	(\$100)	-	-	(\$100)	-
07 - Fees associated with impounding of cats	-	(\$100)	-	-	(\$100)	-	-
052274 Charges-Cat Registration	(\$1,542)	-	(\$1,500)	-	-	(\$1,500)	-
07 - Cat registration fees	-	(\$1,500)	-	-	(\$1,500)	-	-
052282 Fines & Penalties Animal Control	(\$1,187)	-	(\$1,500)	-	-	(\$1,500)	-
07 - Fines and penalties issued for non-compliance of Council's dog laws	-	(\$1,500)	-	-	(\$1,500)	-	-
052283 Charges-Impounding Fees	(\$2,475)	-	(\$3,000)	-	-	(\$2,500)	-
07 - Fees associated with impounding of animals	-	(\$3,000)	-	-	(\$2,500)	-	-
052284 Charges-Dog Registration	(\$10,034)	-	(\$13,000)	-	-	(\$9,500)	-
07 - Dog registration fees	-	(\$13,000)	-	-	(\$9,500)	-	-
052285 Sundry Income Tax Supply	(\$726)	-	-	-	-	-	-
07 - Contract ranger services to surrounding shires	-	-	-	-	-	-	-
052289 Dog Tag Replacements	(\$41)	-	(\$10)	-	-	(\$10)	-
07 - Income received from the issuing of replacement dog tags	-	(\$10)	-	-	(\$10)	-	-
052271 State Government Grant	-	-	-	-	-	-	-
<b>Sub Total - ANIMAL CONTROL OP/INC</b>	<b>(\$16,005)</b>	<b>(\$19,210)</b>	<b>(\$19,210)</b>	-	<b>(\$15,210)</b>	<b>(\$15,210)</b>	-
<b>Total - ANIMAL CONTROL</b>	<b>\$137,715</b>	<b>\$153,069</b>	<b>(\$19,210)</b>	<b>\$172,279</b>	<b>\$153,123</b>	<b>(\$15,210)</b>	<b>\$168,333</b>
<b>OTHER LAW ORDER &amp; PUBLIC SAFETY</b>							
<b>OPERATING EXPENDITURE</b>							
053102 Crime Prevention Expenditure	\$3,198	-	-	\$11,998	-	-	\$4,284
50 - Direct labour costs	-	\$1,735	-	-	\$681	-	-
40 - Labour overheads	-	\$2,429	-	-	\$981	-	-



# SHIRE OF YORK 2018/19 ANNUAL BUDGET

Descriptions	Est. Year End 30/06/2018	Detail	Budget 2017-18		Budget 2018-19	
			Income	Expenditure	Income	Expenditure
51 - Community Safety Project	-	-	-	-	-	-
51 - Graffiti Tracking Project Annual Licence Fee	-	\$513	-	-	\$500	-
51 - Graffiti expenses - materials, license, insurance	-	\$1,025	-	-	\$500	-
50 - Direct labour costs	-	\$6,296	-	-	\$1,452	-
80 - Plant operation costs	-	-	-	-	\$170	-
053101 Admin O/Head & Labour Costs	\$26,535	-	-	\$30,349	-	\$33,143
39 - Allocation for total admin costs incurred by Council, (from 42100)	-	\$30,349	-	-	\$33,143	-
053111 Rural Street Numbering	\$829	-	-	\$896	-	\$922
51 - Materials and contracts	-	\$896	-	-	\$922	-
053120 Abandoned Vehicle Expenditure	\$1,048	-	-	\$1,232	-	\$1,268
51 - Materials and contracts	-	\$1,232	-	-	\$1,268	-
053140 Community Emergency Services Manager	\$14,254	-	-	\$23,000	-	\$23,667
51 - Payment to Shire of Beverley to support CESM position	-	\$23,000	-	-	\$23,667	-
053130 Local Emergency Planning Expenditure	-	-	-	\$3,895	-	\$3,000
51 - Emergency Plan Exercise - Mtg exp, catering	-	\$1,120	-	-	\$3,000	-
50 - Employee costs	-	\$2,775	-	-	-	-
80 - Plant operation costs	-	-	-	-	-	-
053105 Speed Alert Mobile Trailer Maintenance	\$480	-	-	\$1,093	-	\$1,126
51 - Materials and contracts	-	\$1,093	-	-	\$1,126	-
<b>Sub Total - OTHER LAW ORDER &amp; PUBLIC SAFETY</b>	<b>\$46,344</b>	<b>\$72,463</b>	-	<b>\$72,463</b>	<b>\$67,410</b>	<b>\$67,410</b>
<b>OPERATING INCOME</b>						
053201 Government Grants - Crime Prevention	-	-	-	-	-	-
03 - Non Operating Grant - Security Camera Mid-Hinge Poles	-	-	-	-	-	-
053202 Developers' Contributions To Rural Numbers	(\$275)	-	(\$300)	-	(\$300)	-
04 - Small subdivisions and rural blocks	-	(\$300)	-	-	(\$300)	-
053220 Abandoned Vehicle Income	-	-	(\$100)	-	(\$100)	-
09 - Income associated with the disposal of abandoned vehicles	-	(\$100)	-	-	(\$100)	-
<b>Sub Total - OTHER LAW ORDER &amp; PUBLIC SAFETY</b>	<b>(\$275)</b>	<b>(\$400)</b>	<b>(\$400)</b>	-	<b>(\$400)</b>	<b>(\$400)</b>
<b>Total - OTHER LAW ORDER PUBLIC SAFETY</b>	<b>\$46,068</b>	<b>\$72,063</b>	<b>(\$400)</b>	<b>\$72,463</b>	<b>\$67,010</b>	<b>\$67,410</b>
<b>Total - LAW ORDER &amp; PUBLIC SAFETY</b>	<b>\$318,646</b>	<b>\$216,916</b>	<b>(\$222,878)</b>	<b>\$439,794</b>	<b>\$379,276</b>	<b>(\$93,611)</b>
<b>HEALTH ADMINISTRATION &amp; INSPECTION</b>						
<b>OPERATING EXPENDITURE</b>						
077155 Health - Salaries	\$89,731	-	-	\$94,136	-	\$96,470
50 - Salaries as per Wages Schedule	-	\$94,136	-	-	\$96,470	-
077156 Health - Superannuation	\$11,250	-	-	\$13,650	-	\$13,988
50 - Superannuation payments associated with 52163	-	\$13,650	-	-	\$13,988	-
077157 Admin O/Head & Labour Costs	\$70,761	-	-	\$80,932	-	\$88,381
39 - Allocation for total admin costs incurred by Council, (from 42100)	-	\$80,932	-	-	\$88,381	-



# SHIRE OF YORK 2018/19 ANNUAL BUDGET

Descriptions	Est. Year End 30/06/2018	Detail	Budget 2017-18		Budget 2018-19	
			Income	Expenditure	Income	Expenditure
077158 Long Service Leave	-	-	-	\$1,792	-	\$1,687
50 - Annual provision for LSL accruals	-	\$1,792	-	-	\$1,687	-
077160 Health Control Expenses	\$623	-	-	\$15,005	-	\$4,110
51 - Legal expenses	-	\$10,000	-	-	-	-
51 - Material and contracts - equipment, calibration etc	-	\$1,730	-	-	\$2,000	-
62 - Utilities - Telephone	-	\$1,019	-	-	-	-
51 - Food Standards subscription	-	\$310	-	-	\$610	-
51 - Professional memberships	-	\$446	-	-	-	-
51 - Food sampling and water testing incl kit	-	\$1,500	-	-	\$1,500	-
51 - Relief EHO	-	-	-	-	-	-
077161 Staff Training	\$900	-	-	\$3,000	-	-
51 - Conferences, seminars	-	\$3,000	-	-	-	-
077166 Health Promotions	\$300	-	-	\$750	-	\$750
51 - Foodsafe promotions, subscriptions, general public health awareness	-	\$750	-	-	\$750	-
077162 Vehicle Operating Expenses	\$4,984	-	-	\$6,000	-	\$5,152
51 - Servicing, parts & repairs, fuel & oils P133	-	\$5,000	-	-	\$5,000	-
53 - Insurance & Licenses	-	\$1,000	-	-	\$152	-
077163 Housing Maintenance Fraser St	-	-	-	-	-	-
50 - Direct labour costs	-	-	-	-	-	-
40 - Labour overheads	-	-	-	-	-	-
51 - Materials & contracts	-	-	-	-	-	-
52 - Water	-	-	-	-	-	-
53 - Property Insurance	-	-	-	-	-	-
57 - Rates	-	-	-	-	-	-
80 - Plant operation costs	-	-	-	-	-	-
077199 Depreciation Expense	\$1,608	-	-	\$6,667	-	\$7,049
54 - Depreciation of assets	-	\$6,667	-	-	\$7,049	-
<b>Sub Total - HEALTH ADMIN &amp; INSPECTION OP/EXP</b>	<b>\$180,157</b>	<b>\$221,931</b>	-	<b>\$221,931</b>	<b>\$217,587</b>	<b>\$217,587</b>
<b>OPERATING INCOME</b>						
077271 Health Charges Other - Taxable	(\$7,821)	-	(\$6,500)	-	(\$7,800)	-
07 - Annual Food Business Registration fees	-	(\$6,500)	-	-	(\$7,800)	-
077272 Housing Rent	-	-	-	-	-	-
07 - EHO rent	-	-	-	-	-	-
077274 Septic Tank App Fee Charges	(\$1,770)	-	(\$2,000)	-	(\$2,000)	-
07 - Charges levied in accordance with Health Act	-	(\$2,000)	-	-	(\$2,000)	-
077275 Septic Inspection Fee	(\$1,395)	-	(\$1,000)	-	(\$1,000)	-
07 - Charges levied in accordance with Health Act	-	(\$1,000)	-	-	(\$1,000)	-
077277 Health Act -Charges	(\$5,407)	-	(\$5,000)	-	(\$5,000)	-
07 - Charges levied in accordance with Health Act	-	(\$5,000)	-	-	(\$5,000)	-
077278 Trading Public Places -Charges	(\$1,745)	-	(\$2,000)	-	(\$2,000)	-
07 - Fees payable to Council for permit to trade in a public place	-	(\$2,000)	-	-	(\$2,000)	-
077255 Health Income Tax Supply - Regional Service	-	-	-	-	-	-
07 - Contract health services to SEAVROC and surrounding shires	-	-	-	-	-	-





# SHIRE OF YORK 2018/19 ANNUAL BUDGET

Descriptions	Est. Year End 30/06/2018	Detail	Budget 2017-18		Budget 2018-19	
			Income	Expenditure	Income	Expenditure
077256 Health Contributions	-		-	-	-	-
<b>Sub Total - HEALTH ADMIN &amp; INSPECTION OP/INC</b>	<b>(\$18,138)</b>	<b>(\$16,500)</b>	<b>(\$16,500)</b>	-	<b>(\$17,800)</b>	<b>(\$17,800)</b>
<b>Total - HEALTH ADMIN &amp; INSPECTION</b>	<b>\$162,019</b>	<b>\$205,431</b>	<b>(\$16,500)</b>	\$221,931	<b>\$199,787</b>	<b>(\$17,800)</b>
<b>OTHER HEALTH</b>						
<b>OPERATING EXPENDITURE</b>						
078113 Analytical Expenses	\$907		-	\$1,541	-	\$1,500
51 - Expenditure on food sampling and water testing	-	\$1,541	-	-	\$1,500	-
079158 Medical Pract Vehicle Expenses	-		-	\$6,000	-	\$6,000
51 - Annual contribution in lieu of provision of vehicles	-	\$6,000	-	-	\$6,000	-
079161 Housing Maintenance - 2 Dinsdale St	-		-	-	-	-
50 - Direct labour costs	-	-	-	-	-	-
40 - Labour overheads	-	-	-	-	-	-
51 - Materials and contracts	-	-	-	-	-	-
079162 Medical Pract Sundry Expenses	-		-	\$18,200	-	\$18,000
51 - Rent Subsidy	-	\$18,200	-	-	\$18,000	-
079199 Depreciation	-		-	-	-	-
54 - Depreciation of assets	-	-	-	-	-	-
079163 Medical Expenses Other	-		-	-	-	-
51 - Biannual Well Men's Health Day	-	-	-	-	-	-
<b>Sub Total - OTHER HEALTH OP/EXP</b>	<b>\$907</b>	<b>\$25,741</b>	-	<b>\$25,741</b>	<b>\$25,500</b>	-
<b>OPERATING INCOME</b>						
<b>Sub Total - OTHER HEALTH OP/INC</b>	-	-	-	-	-	-
<b>Total - OTHER HEALTH</b>	<b>\$907</b>	<b>\$25,741</b>	-	<b>\$25,741</b>	<b>\$25,500</b>	-
<b>Total - HEALTH</b>	<b>\$162,926</b>	<b>\$231,172</b>	<b>(\$16,500)</b>	<b>\$247,672</b>	<b>\$225,287</b>	<b>(\$17,800)</b>
<b>EDUCATION &amp; WELFARE</b>						
<b>CARE OF FAMILIES AND CHILDREN</b>						
<b>OPERATING EXPENDITURE</b>						
064101 Early Childhood Hub (Old Bowling Club)	\$2,915		-	\$8,449	-	\$7,696
50 - Direct labour costs	-	\$729	-	-	\$1,621	-
40 - Labour overheads	-	\$1,021	-	-	\$2,473	-
80 - Plant operation costs	-	-	-	-	\$852	-



# SHIRE OF YORK 2018/19 ANNUAL BUDGET

Descriptions	Est. Year End 30/06/2018	Detail	Budget 2017-18		Budget 2018-19		
			Income	Expenditure	Income	Expenditure	
51 - General maintenance	-	\$5,000	-	-	\$1,000	-	
53 - Insurance	-	\$1,700	-	-	\$1,751	-	
064102 Wheatbelt Womens' Health Hub (Old Youth Centre)	\$2,622			\$3,700		\$2,629	
50 - Direct labour costs	-	-			\$649	-	
40 - Labour overheads	-	-			\$934	-	
53 - Insurance	-	\$200			\$206	-	
52 - Water	-	\$500			-	-	
51 - General maintenance	-	\$3,000			\$500	-	
80 - Plant operation costs	-	-			\$341	-	
<b>Sub Total - CARE OF FAMILIES AND CHILDREN OP/EXP</b>	<b>\$5,537</b>	<b>\$12,149</b>	-	\$12,149	<b>\$10,325</b>	-	
<b>OPERATING INCOME</b>							
64202 Lease Income - Welfare	(\$1)		-	-		(\$1)	
07 - Fees and charges	-		-	-	(\$1)	-	
<b>Sub Total - CARE OF FAMILIES AND CHILDREN OP/INC</b>	<b>(\$1)</b>	-	-	-	<b>(\$1)</b>	-	
<b>Total - CARE OF FAMILIES AND CHILDREN</b>	<b>\$5,536</b>	<b>\$12,149</b>	-	\$12,149	<b>\$10,324</b>	<b>(\$1)</b>	
<b>OTHER WELFARE</b>							
<b>OPERATING EXPENDITURE</b>							
066101 Admin O'Head & Labour Costs	\$17,690	-	-	\$20,233	-	\$22,095	
39 - Allocation for total admin costs incurred by Council, (from 42100)	-	\$20,233	-	-	\$22,095	-	
067101 Centennial Units Operating Expenditure	\$26,224			\$25,458		\$27,498	
50 - Direct labour costs	-	\$3,470	-	-	\$3,243	-	
40 - Labour overheads	-	\$4,858	-	-	\$4,670	-	
51 - General maintenance	-	\$2,054	-	-	\$2,114	-	
51 - Cleaning of gutters	-	\$527	-	-	\$543	-	
51 - Homeswest maintenance report	-	\$211	-	-	\$217	-	
51 - Garden plants and fertiliser	-	\$616	-	-	\$634	-	
51 - Paint exterior timber	-	\$500	-	-	\$515	-	
52 - Water	-	\$2,668	-	-	\$1,762	-	
63 - Electricity	-	\$851	-	-	\$501	-	
51 - Termite inspection/treatment	-	\$514	-	-	\$3,000	-	
51 - Carpet replacement	-	\$3,081	-	-	\$3,000	-	
51 - Paint interior/minor repairs	-	\$3,081	-	-	\$3,000	-	
51 - Picket fence painting and repairs	-	\$514	-	-	\$528	-	
53 - Property insurance	-	\$1,672	-	-	\$1,722	-	
57 - ESL levy	-	\$342	-	-	\$352	-	
80 - Plant operation costs	-	\$500	-	-	\$1,699	-	
067199 Depreciation Expense	\$20,511			\$23,249		\$23,250	
54 - Depreciation of assets	-	\$23,249	-	-	\$23,250	-	



# SHIRE OF YORK 2018/19 ANNUAL BUDGET

Descriptions	Est. Year End 30/06/2018	Detail	Budget 2017-18		Budget 2018-19	
			Income	Expenditure	Income	Expenditure
068101 Pioneer Memorial Lodge Operating Expenditure	\$3,506		-	\$4,422		\$11,299
51 - Materials and contracts	-	\$1,027	-	-	\$4,000	-
50 - Direct labour costs	-		-	-	\$1,645	-
40 - Labour overheads	-		-	-	\$2,369	-
51 - Full Termite Treatment	-	\$205	-	-	-	-
53 - Property insurance	-	\$3,190	-	-	\$3,286	-
068199 Depreciation	\$32,676		-	\$37,002		\$39,121
54 - Depreciation of assets	-	\$37,002	-	-	\$39,121	-
069101 Education Expenses	\$4,500		-	\$5,000		\$5,000
51 - P & C Hall Hire and setup - Art Exhibition	-	-	-	-	-	-
51 - Presentation night book awards	-	\$2,000	-	-	\$2,000	-
51 - Sponsorships - Funding Pool	-	\$3,000	-	-	\$3,000	-
<b>Sub Total - OTHER WELFARE OP/EXP</b>	<b>\$105,107</b>	<b>\$115,364</b>	-	<b>\$115,364</b>	<b>\$128,264</b>	-
<b>OPERATING INCOME</b>						
067207 Reimbursements Non- Taxable Supply	-		-	-	-	-
067202 Rent Centennial Units	(\$32,258)		(\$32,000)	-	(\$32,000)	-
07 - Rent received from tenants of Centennial Units	-	(\$32,000)	-	-	(\$32,000)	-
067205 Reimbursements Taxable Supply	-		(\$3,190)	-	(\$3,286)	-
04 - Reimbursement of Insurance for PML	-	(\$3,190)	-	-	(\$3,286)	-
068201 Contributions & Donations Pml	(\$3,038)		-	-	-	-
<b>Sub Total - OTHER WELFARE OP/INC</b>	<b>(\$35,296)</b>	<b>(\$35,190)</b>	<b>(\$35,190)</b>	-	<b>(\$35,286)</b>	<b>(\$35,286)</b>
<b>Total - OTHER WELFARE</b>	<b>\$69,811</b>	<b>\$80,174</b>	<b>(\$35,190)</b>	<b>\$115,364</b>	<b>\$92,978</b>	<b>(\$35,286)</b>
<b>Total - EDUCATION &amp; WELFARE</b>	<b>\$75,347</b>	<b>\$92,323</b>	<b>(\$35,190)</b>	<b>\$127,513</b>	<b>\$103,303</b>	<b>(\$35,287)</b>
<b>SANITATION - HOUSEHOLD REFUSE</b>						
<b>OPERATING EXPENDITURE</b>						
101101 Admin O/Head & Labour Costs	\$53,071	-	-	\$60,699	-	\$88,381
39 - Allocation for total admin costs incurred by Council, (from 42100)	-	\$60,699	-	-	\$88,381	-
101103 Community Projects - Waste	\$2,036		-	\$5,000		\$5,000
51 - Community based projects eg. KABC, Tidy Towns, Garage Sale Trail	-	\$5,000	-	-	\$5,000	-
101104 Recycling Services	\$76,180		-	\$80,000		\$80,000
51 - Materials and contracts	-	\$80,000	-	-	\$80,000	-
101105 Seavroc Regional Waste Minimisation Strategy	\$156		-	\$6,749		\$4,809
51 - E-waste project	-	\$6,000	-	-	\$1,000	-
50 - Direct labour costs	-	\$312	-	-	\$1,362	-
40 - Labour overheads	-	\$437	-	-	\$1,961	-
80 - Plant operation costs	-	-	-	-	\$486	-



# SHIRE OF YORK 2018/19 ANNUAL BUDGET

Descriptions	Est. Year End 30/06/2018	Detail	Budget 2017-18		Budget 2018-19	
			Income	Expenditure	Income	Expenditure
101106 Waste Management Facility Mtce	\$4,721		-	\$12,581	-	\$11,967
50 - Direct labour costs	-	\$625	-	-	\$1,362	-
40 - Labour overheads	-	\$875	-	-	\$1,961	-
51 - Waste oil removal	-	\$1,238	-	-	\$1,274	-
52 - Water	-	\$518	-	-	\$110	-
51 - Tender preparation costs	-	\$2,500	-	-	-	-
53 - Property insurance	-	\$333	-	-	\$343	-
51 - Materials and contracts - Mulching etc	-	\$5,000	-	-	\$5,000	-
57 - Transfer station licence	-	\$1,391	-	-	\$1,432	-
80 - Plant operation costs	-	\$100	-	-	\$486	-
101108 Avon Waste - Transfer Stn Op	\$142,887		-	\$140,000	-	\$144,060
51 - Contract collection payments	-	\$140,000	-	-	\$144,060	-
101109 Refuse Collection (Contractor)	\$116,820		-	\$119,547	-	\$119,841
51 - Materials and contracts	-	\$119,547	-	-	\$119,841	-
101110 Dumping/Disposal Fees	\$62,409		-	\$84,000	-	\$83,200
51 - Dumping fees at regional refuse site operated by Shire of Northam	-	\$84,000	-	-	\$83,200	-
101113 Drum Muster Collection	\$2,861		-	\$4,165	-	\$1,787
50 - Direct labour costs	-	\$1,527	-	-	\$633	-
40 - Labour overheads	-	\$2,138	-	-	\$912	-
51 - Materials and contracts	-	\$500	-	-	-	-
80 - Plant operation costs	-	-	-	-	\$243	-
101114 Skip Bins Verge Collection	\$11,895		-	\$12,000	-	\$12,000
51 - Materials and contracts	-	\$12,000	-	-	\$12,000	-
101115 Bulk Rubbish Verge Collection	\$53,543		-	\$48,377	-	\$61,529
50 - Direct labour costs	-	\$13,907	-	-	\$17,717	-
40 - Labour overheads	-	\$19,470	-	-	\$25,513	-
51 - Materials and contracts	-	\$5,000	-	-	-	-
80 - Plant operation costs	-	\$10,000	-	-	\$18,299	-
101199 Depreciation	\$2,034		-	\$4,200	-	\$4,441
54 - Depreciation of assets	-	\$4,200	-	-	\$4,441	-
<b>Sub Total - SANITATION HOUSEHOLD REFUSE OP/EXP</b>	<b>\$528,612</b>	<b>\$577,317</b>	-	<b>\$577,317</b>	<b>\$617,015</b>	-
<b>OPERATING INCOME</b>						
101214 Charges - Rubbish Service	(\$361,521)		(\$289,178)	-	(\$363,000)	-
07 - Charges for rubbish collection service	-	(\$289,178)	-	-	(\$363,000)	-
101215 Bin Service - Additional Bins	(\$38,417)		(\$108,155)	-	(\$38,000)	-
07 - Rubbish collection on additional bins	-	(\$108,155)	-	-	(\$38,000)	-
101216 Waste Management Levy	(\$235,614)		(\$232,690)	-	(\$236,878)	-
07 - Waste management and refuse facilities	-	(\$232,690)	-	-	(\$236,878)	-
101218 Reimbursements Taxable	(\$3,526)		(\$100)	-	(\$100)	-
04 - Reimbursements - Sale of scrap metal etc	-	(\$100)	-	-	(\$100)	-
101219 Reimbursements Non Taxable	(\$150)		(\$300)	-	(\$300)	-
04 - Reimbursement of Drummuster expenses	-	(\$300)	-	-	(\$300)	-
101225 Operating Grants - Waste Management	-		-	-	-	-



# SHIRE OF YORK 2018/19 ANNUAL BUDGET

Descriptions	Est. Year End 30/06/2018	Detail	Budget 2017-18		Budget 2018-19	
			Income	Expenditure	Income	Expenditure
02 - Garage Sale Trail Project - Funds from Waste Authority	-					
<b>Sub Total - SANITATION H/HOLD REFUSE OP/INC</b>	<b>(\$639,228)</b>	<b>(\$630,423)</b>	<b>(\$630,423)</b>	-	<b>(\$638,278)</b>	<b>(\$638,278)</b>
<b>Total - SANITATION HOUSEHOLD REFUSE</b>	<b>(\$110,617)</b>	<b>(\$53,106)</b>	<b>(\$630,423)</b>	<b>\$577,317</b>	<b>(\$21,264)</b>	<b>(\$638,278)</b>
<b>SANITATION OTHER</b>						
<b>OPERATING EXPENDITURE</b>						
102147 Street Bin Collection - Contract	\$6,243		-	\$5,135	-	\$5,284
51 - Contractor to collect public street bins	-	\$5,135	-	-	\$5,284	-
102148 Main Street Bins - Mtce	-		-	\$1,027	-	\$1,057
51 - Cleaning and mtce of street bins by Shire	-	\$1,027	-	-	\$1,057	-
102199 Depreciation Expense	\$549		-	\$200	-	\$211
54 - Depreciation of assets	-	\$200	-	-	\$211	-
<b>Sub Total - SANITATION OTHER OP/EXP</b>	<b>\$6,792</b>	<b>\$6,362</b>	-	<b>\$6,362</b>	<b>\$6,552</b>	<b>\$6,552</b>
<b>OPERATING INCOME</b>						
<b>Sub Total - SANITATION OTHER OP/INC</b>	-	-	-	-	-	-
<b>Total - SANITATION OTHER</b>	<b>\$6,792</b>	<b>\$6,362</b>	-	<b>\$6,362</b>	<b>\$6,552</b>	<b>\$6,552</b>
<b>PROTECTION OF THE ENVIRONMENT</b>						
<b>OPERATING EXPENDITURE</b>						
105102 Roadside Conservation	-		-	-	-	-
51 - Roadside mapping - research botanist	-	-	-	-	-	-
105103 Weed / Pest Control Programmes	\$1,430		-	\$3,000	-	\$3,000
51 - Materials and contracts	-	\$3,000	-	-	\$3,000	-
105104 Environmental Control Expenses	-		-	\$2,000	-	\$2,000
51 - Talbot Brook Environmental Group travel reimb	-	-	-	-	-	-
51 - YDHS National Tree Day	-	-	-	-	-	-
51 - Mt Bakewell Environmental Management plan	-	-	-	-	-	-
51 - Community projects	-	\$2,000	-	-	\$2,000	-
51 - Community projects - Red Card Red Fox	-	-	-	-	-	-
105105 Drainage Planning	\$3,265		-	\$45,000	-	\$5,000
51 - Drainage Improvement Plans	-	\$40,000	-	-	-	-
51 - Avon River water quality monitoring	-	\$5,000	-	-	\$5,000	-
105199 Depreciation Expense	\$132		-	-	-	-



# SHIRE OF YORK 2018/19 ANNUAL BUDGET

Descriptions	Est. Year End 30/06/2018	Detail	Budget 2017-18		Budget 2018-19		
			Income	Expenditure	Income	Expenditure	
<b>Sub Total - PROTECTION OF THE ENVIRONMENT OP/EXP</b>	<b>\$4,827</b>	<b>\$50,000</b>	-	\$50,000	<b>\$10,000</b>	-	\$10,000
<b>OPERATING INCOME</b>							
105254 Charges - Tree Planter	-	-	-	-	-	-	-
07 - Provision for income received from hire of tree planter	-	-	-	-	-	-	-
105255 Reimbursements	-	-	(\$10)	-	(\$10)	(\$10)	-
04 - Reimbursements received	-	(\$10)	-	-	(\$10)	-	-
<b>Sub Total - PROTECTION OF THE ENVIRONMENT OP/INC</b>	-	<b>(\$10)</b>	<b>(\$10)</b>	-	<b>(\$10)</b>	<b>(\$10)</b>	-
<b>Total - PROTECTION OF THE ENVIRONMENT</b>	<b>\$4,827</b>	<b>\$49,990</b>	<b>(\$10)</b>	\$50,000	<b>\$9,990</b>	<b>(\$10)</b>	\$10,000
<b>TOWN PLANNING &amp; REGIONAL DEVELOPMENT</b>							
<b>OPERATING EXPENDITURE</b>							
106180 Planning - Salaries	\$88,791	-	-	\$92,547	-	-	\$94,335
50 - Salaries as per Wages Schedule	-	\$92,547	-	-	\$94,335	-	-
106181 Planning - Superannuation	\$7,994	-	-	\$13,419	-	-	\$13,679
50 - Superannuation associated with 106180	-	\$13,419	-	-	\$13,679	-	-
106182 Planning - Long Service Leave	-	-	-	\$638	-	-	\$647
50 - Provision for accumulation of LSL entitlements	-	\$638	-	-	\$647	-	-
106184 Admin O/Head & Labour Costs	\$70,761	-	-	\$80,932	-	-	\$88,381
39 - Allocation for total admin costs incurred by Council, (from 42100)	-	\$80,932	-	-	\$88,381	-	-
106185 Control Exp-Plan Consultant	\$19,129	-	-	\$11,000	-	-	\$11,000
51 - Local Planning Strategy	-	\$1,000	-	-	\$1,000	-	-
51 - Planning and Technical Services	-	\$10,000	-	-	\$10,000	-	-
51 - Concept Plans	-	-	-	-	-	-	-
106186 Control Expenses - Advertising	\$6,198	-	-	\$4,000	-	-	\$4,000
51 - Advertising expenses related to Town Planning matters	-	\$4,000	-	-	\$4,000	-	-
106187 Control Expenses - Legal Fees	\$45,182	-	-	\$10,000	-	-	\$35,000
51 - Legal expenses arising from appeals and civil actions	-	\$10,000	-	-	\$35,000	-	-
106188 Planning Control Expenses - Other	\$14,631	-	-	\$25,125	-	-	\$16,440
51 - Provision for Planning office expenses, stationery etc.	-	\$1,000	-	-	\$1,000	-	-
50 - Direct labour costs	-	-	-	-	-	-	-
51 - Survey work as required	-	\$6,000	-	-	\$6,000	-	-
51 - Training Expenses	-	\$3,000	-	-	-	-	-
51 - Road/Reserve Dedications	-	\$15,125	-	-	\$9,440	-	-
51 - Engineering Supervision	-	-	-	-	-	-	-
62 - Mobile phone expenses	-	-	-	-	-	-	-
106191 Review Town Planning Scheme	\$106,275	-	-	\$131,055	-	-	\$45,700
51 - Materials and contracts - Mapping, Advertising, Gazettal of TPS etc.	-	\$1,055	-	-	\$14,700	-	-
51 - Industrial land review	-	-	-	-	-	-	-
51 - Consultant for full review carry forward from 17/18	-	\$130,000	-	-	\$31,000	-	-



# SHIRE OF YORK 2018/19 ANNUAL BUDGET

Descriptions	Est. Year End 30/06/2018	Detail	Budget 2017-18		Budget 2018-19	
			Income	Expenditure	Income	Expenditure
106192 Vehicle Operating Expenses Planner	-	-	-	-	-	-
51 - Parts & repairs, fuels & oils etc	-	-	-	-	-	-
53 - Insurance	-	-	-	-	-	-
106194 Heritage Expenditure	\$1,770	-	-	\$11,250	-	\$11,250
51 - Heritage Consultants	-	\$10,000	-	-	\$10,000	-
51 - York Society Archives	-	\$750	-	-	-	-
51 - Other minor expenditure	-	\$500	-	-	\$1,250	-
106179 Development Assessment Panel Expenses	-	-	-	-	-	-
51 - Hearing costs	-	-	-	-	-	-
106199 Depreciation	\$5,955	-	-	\$8,162	-	\$6,750
54 - Depreciation of assets	-	\$8,162	-	-	\$6,750	-
<b>Sub Total - TOWN PLAN &amp; REG DEV OP/EXP</b>	<b>\$366,686</b>	<b>\$388,128</b>	-	\$388,128	<b>\$327,182</b>	-
<b>OPERATING INCOME</b>						
106200 Reimbursements - Advertising	(\$805)	-	(\$1,030)	-	(\$1,000)	-
04 - Town Planning advertising expenses	-	(\$1,030)	-	-	(\$1,000)	-
106201 Sale Of Text Scheme Texts	(\$73)	-	(\$124)	-	(\$100)	-
07 - Sale of Town Planning schemes etc	-	(\$124)	-	-	(\$100)	-
106202 Appl Planning Consent Charges	(\$22,021)	-	(\$15,000)	-	(\$15,000)	-
07 - Processing of Town Planning applications	-	(\$15,000)	-	-	(\$15,000)	-
07 - Fees received - DAP applications	-	-	-	-	-	-
106203 Rezoning Application Charges	-	-	(\$1,000)	-	(\$1,000)	-
07 - Fees received from processing of property rezoning applications	-	(\$1,000)	-	-	(\$1,000)	-
106204 Sub Div/Amalgamate Clearance	(\$887)	-	(\$1,000)	-	(\$1,000)	-
07 - Fees received from subdivision and amalgamation clearances	-	(\$1,000)	-	-	(\$1,000)	-
106206 Planning/Engineering Supervision Fee	(\$717)	-	-	-	-	-
07 - Fees received for supervision of planning conditions	-	-	-	-	-	-
106207 Developers' Contributions	-	-	-	-	-	-
106209 Other Planning Income - Taxable	-	-	(\$500)	-	(\$500)	-
07 - Other Planning Income	-	(\$500)	-	-	(\$500)	-
106212 Payment in Lieu Of Car Parking	-	-	-	-	-	-
09 - Other revenue	-	-	-	-	-	-
106213 Fines & Penalties - Planning	-	-	(\$2,000)	-	(\$2,000)	-
07 - Fees and charges	-	(\$2,000)	-	-	(\$2,000)	-
106215 Reimburse- Planning Legal Expenses	-	-	(\$2,000)	-	(\$2,000)	-
04 - Reimbursement of Town Planning legal expenses incurred at acct 106187	-	(\$2,000)	-	-	(\$2,000)	-
106216 Planning Reimbursements	(\$2,250)	-	(\$5,000)	-	(\$3,750)	-
04 - Contributions, reimbursements and donations	-	(\$5,000)	-	-	(\$3,750)	-
<b>Sub Total - TOWN PLAN &amp; REG DEV OP/INC</b>	<b>(\$26,752)</b>	<b>(\$27,654)</b>	<b>(\$27,654)</b>	-	<b>(\$26,350)</b>	<b>(\$26,350)</b>
<b>Total - TOWN PLANNING &amp; REGIONAL DEVELOPMENT</b>	<b>\$339,934</b>	<b>\$360,473</b>	<b>(\$27,654)</b>	\$388,128	<b>\$300,832</b>	\$327,182



# SHIRE OF YORK 2018/19 ANNUAL BUDGET

Descriptions	Est. Year End 30/06/2018	Detail	Budget 2017-18		Budget 2018-19	
			Income	Expenditure	Income	Expenditure
<b>OTHER COMMUNITY AMENITIES</b>						
<b>OPERATING EXPENDITURE</b>						
109101 Admin O'Head & Labour Costs - Cemetery	\$26,535	-	-	\$30,349	-	\$33,143
39 - Allocation for total admin costs incurred by Council, (from 42100)	-	\$30,349	-	-	\$33,143	-
109137 Cemetery Maintenance	\$76,675			\$68,222		\$70,304
50 - Direct labour costs	-	\$14,324	-	-	\$7,328	-
40 - Labour overheads	-	\$20,054	-	-	\$10,553	-
50 - Re-open costs	-	\$1,200	-	-	\$1,200	-
51 - General maintenance, fertiliser, plants, chemicals	-	\$5,000	-	-	\$6,000	-
51 - Casual Labour (amenity)	-	-	-	-	-	-
51 - Contractor - grave digging	-	\$6,000	-	-	\$22,000	-
51 - Archiving/preservation of cemetery records	-	\$650	-	-	\$650	-
51 - Cemetery plates and niche wall plaques	-	\$1,990	-	-	\$2,000	-
51 - Membership Crematoria Australia	-	\$332	-	-	\$150	-
51 - Rubbish collection - Weighted base bins x2	-	-	-	-	-	-
52 - Water	-	\$1,708	-	-	\$1,285	-
53 - Insurance	-	\$116	-	-	\$125	-
63 - Electricity	-	\$262	-	-	\$165	-
80 - Plant operation costs	-	\$4,000	-	-	\$5,434	-
50 - Salaries as per Wages Schedule	-	\$9,247	-	-	\$9,968	-
50 - Superannuation	-	\$1,341	-	-	\$1,445	-
51 - Digitise and update Grave Plan	-	\$2,000	-	-	\$2,000	-
109141 Street Furniture Maintenance	\$697			\$2,476		\$4,808
50 - Direct labour costs	-				\$987	
40 - Labour overheads	-				\$1,421	
51 - General maintenance, oil signs and seats	-	\$619			\$600	
80 - Plant operation costs	-					
51 - Signage	-	\$1,857			\$1,800	
109143 Toilets Howick St Maintenance	\$19,134			\$16,340		\$17,669
50 - Salaries, Wages - Cleaning	-	\$2,178			\$5,680	
50 - Direct labour costs	-	\$1,773			\$329	
40 - Labour overheads	-	\$2,482			\$474	
51 - Repair Floor	-					
51 - General maintenance, graffiti removal, additional cleaning etc	-	\$5,000			\$6,000	
51 - Sanitaire and sanitation supplies	-	\$2,500			\$2,000	
52 - Water	-	\$1,000			\$2,200	
53 - Insurance	-	\$407			\$419	
57 - FESA levy and sewerage rates	-					
63 - Electricity	-	\$1,000			\$567	
80 - Plant operation costs	-					
109144 Sewerage Ponds Maintenance	\$4,728			\$5,178		\$6,432
50 - Direct labour costs	-	\$347			\$1,362	
40 - Labour overheads	-	\$486			\$1,961	





# SHIRE OF YORK 2018/19 ANNUAL BUDGET

Descriptions	Est. Year End 30/06/2018	Detail	Budget 2017-18		Budget 2018-19	
			Income	Expenditure	Income	Expenditure
51 - General maintenance including pump and tank	-	\$1,055	-	-	\$1,000	-
51 - Water and soil testing	-	\$527	-	-	\$500	-
51 - Pond clean out and removal of waste	-	\$619	-	-	-	-
52 - Utilities	-	\$31	-	-	-	-
57 - Licence fee	-	\$1,857	-	-	\$1,553	-
53 - Insurance	-	\$56	-	-	\$56	-
80 - Plant operation costs	-	\$200	-	-	-	-
109148 Community Plans	\$18,729	-	-	\$24,555	-	\$20,102
51 - Community Plans as required	-	-	-	-	-	-
51 - Access and Inclusion Audit	-	-	-	-	\$20,102	-
51 - Age Friendly Community Plan	-	\$19,555	-	-	-	-
51 - Children & Youth plan	-	\$5,000	-	-	-	-
109149 Youth Development Contribution	-	-	-	-	-	-
51 - Annual contribution towards Youth activities	-	-	-	-	-	-
109156 Admin O/Heads And Labour Costs - Youth Services	\$26,535	-	-	\$30,349	-	\$33,143
39 - Allocation for total admin costs incurred by Council, (from 42100)	-	\$30,349	-	-	\$33,143	-
109158 Youth General Expenditure	\$6,311	-	-	\$8,500	-	\$8,500
51 - Sponsorships - Funding Pool	-	\$8,500	-	-	\$8,500	-
51 - Contribution to Youth Discos	-	-	-	-	-	-
109160 Youth Services - Salaries	-	-	-	-	-	-
50 - Salaries as per Wages Schedule	-	-	-	-	-	-
109161 Youth Services - Superannuation	-	-	-	-	-	-
50 - Superannuation associated with 109160	-	-	-	-	-	-
109162 Youth Centre Maintenance (Now Wheatbelt Women's Health Hub - see 64102)	\$7,396	-	-	-	-	-
51 - Materials and contracts - gas bottles, stationery etc	-	-	-	-	-	-
109171 Long Service Leave	-	-	-	-	-	-
50 - Annual provision for LSL accruals - Youth	-	-	-	-	-	-
109199 Depreciation Expense	\$6,187	-	-	\$5,660	-	\$3,535
54 - Depreciation of assets	-	\$5,660	-	-	\$3,535	-
<b>Sub Total - OTHER COMMUNITY AMENITIES OP/EXP</b>	<b>\$192,928</b>	<b>\$191,631</b>	-	<b>\$191,631</b>	<b>\$197,635</b>	<b>\$197,635</b>
<b>OPERATING INCOME</b>						
109250 Grave Reservation Fees	(\$487)	-	(\$2,000)	-	(\$1,000)	-
07 - Fees for reservation of cemetery plots	-	(\$2,000)	-	-	(\$1,000)	-
109251 Cemetery - Search & Copy Fees	-	-	-	-	-	-
07 - Fees for research undertaken into cemetery records at request	-	-	-	-	-	-
109253 Cemetery Fees - Burial & Interment	(\$26,526)	-	(\$20,000)	-	(\$20,000)	-
07 - Burials/ interment of ashes into niche wall	-	(\$20,000)	-	-	(\$20,000)	-
109254 Cemetery - Plates	(\$549)	-	(\$260)	-	(\$300)	-
07 - Reimbursement of niche wall plaques	-	(\$260)	-	-	(\$300)	-
109255 Cemetery Monument Permit	(\$5,157)	-	(\$3,000)	-	(\$3,000)	-
07 - Fees and charges	-	(\$3,000)	-	-	(\$3,000)	-
109256 Cemetery - Undertaker License	(\$2,467)	-	(\$2,000)	-	(\$2,000)	-
07 - Approved Undertaker licence	-	(\$2,000)	-	-	(\$2,000)	-



# SHIRE OF YORK 2018/19 ANNUAL BUDGET

Descriptions	Est. Year End 30/06/2018	Detail	Budget 2017-18		Budget 2018-19	
			Income	Expenditure	Income	Expenditure
109269 Charges Liquid Waste Removal	(\$32,533)		(\$14,420)	-	(\$20,000)	-
07 - Fees received from dumping by licensed operators at Septic Ponds	-	(\$14,420)	-	-	(\$20,000)	-
109270 Contributions & Donations Youth Centre	-		(\$10)	-	-	-
04 - Contributions, reimbursements and donations	-	(\$10)	-	-	-	-
109272 Reimbursements - Non Taxable	-		(\$10)	-	-	-
04 - Contributions, reimbursements and donations	-	(\$10)	-	-	-	-
<b>Sub Total - OTHER COMMUNITY AMENITIES OP/INC</b>	<b>(\$67,719)</b>	<b>(\$41,700)</b>	<b>(\$41,700)</b>	<b>-</b>	<b>(\$46,300)</b>	<b>-</b>
<b>Total - OTHER COMMUNITY AMENITIES</b>	<b>\$125,209</b>	<b>\$149,931</b>	<b>(\$41,700)</b>	<b>\$191,631</b>	<b>\$151,335</b>	<b>\$197,635</b>
<b>Total - COMMUNITY AMENITIES</b>	<b>\$366,145</b>	<b>\$513,650</b>	<b>(\$699,787)</b>	<b>\$1,213,437</b>	<b>\$447,445</b>	<b>\$1,158,384</b>
<b>PUBLIC HALL &amp; CIVIC CENTRES</b>						
<b>OPERATING EXPENDITURE</b>						
111102 Town Hall	\$76,962		-	\$111,839	-	\$81,182
50 - Direct labour costs	-	\$7,822	-	-	\$4,004	-
50 - Salaries, Wages - Cleaning	-	\$54,723	-	-	\$22,720	-
40 - Labour overheads	-	\$10,951	-	-	\$5,765	-
51 - Replace floorboards as required	-	\$1,500	-	-	\$1,500	-
51 - Aircon service	-	\$500	-	-	\$500	-
51 - Cleaning products and toilet tissue	-	\$1,500	-	-	\$4,000	-
51 - General maintenance	-	\$6,000	-	-	\$10,000	-
51 - Termite Treatment	-	\$514	-	-	\$5,000	-
63 - Electricity	-	\$3,000	-	-	\$2,921	-
52 - Water	-	\$2,500	-	-	\$1,693	-
62 - Town Hall Lift - phone and service	-	\$1,027	-	-	\$1,000	-
53 - Casual Hirer's Liability	-	-	-	-	-	-
53 - Property insurance	-	\$20,068	-	-	\$19,685	-
51 - Paint internal wall	-	-	-	-	-	-
51 - APRA Copyright fee	-	\$281	-	-	\$289	-
51 - Sanitaire	-	\$727	-	-	\$748	-
51 - Automatic doors maintenance	-	\$527	-	-	\$543	-
51 - Paint external wall	-	-	-	-	-	-
51 - Concept Design for Stage 3 upgrades	-	-	-	-	-	-
80 - Plant operation costs	-	\$200	-	-	\$815	-
111103 Scout Hall	\$1,018		-	\$3,410	-	\$965
50 - Direct labour costs	-	-	-	-	\$332	-
40 - Labour overheads	-	-	-	-	\$478	-
51 - Materials and Contracts	-	\$3,000	-	-	-	-
53 - Property insurance	-	\$410	-	-	\$155	-
111105 Old Convent School	\$5,266		-	\$6,382	-	\$7,193
50 - Direct labour costs	-	\$500	-	-	\$500	-



# SHIRE OF YORK 2018/19 ANNUAL BUDGET

Descriptions	Est. Year End 30/06/2018	Detail	Budget 2017-18		Budget 2018-19		
			Income	Expenditure	Income	Expenditure	
40 - Labour overheads	-	\$700			\$700	-	-
51 - General maintenance	-	\$1,000	-	-	\$1,000	-	-
52 - Water					\$700		
53 - Insurance	-	\$714			\$735	-	-
57 - Rates and ESL A60563, A60562	-	\$3,283			\$3,381	-	-
63 - Electricity	-	\$185			\$176	-	-
111106 Interest On Loans - Old Convent School	\$16,500		-	\$17,429		-	\$15,557
55 - Interest payments on Loan 67 - Old Convent School (L800,801 South Street)	-	\$17,429	-	-	\$15,557	-	-
111120 Admin O/Head & Labour Costs	\$35,380	-	-	\$40,466	-	-	\$44,190
39 - Allocation for total admin costs incurred by Council, (from 42100)	-	\$40,466	-	-	\$44,190	-	-
111104 Greenhills Hall	\$5,110		-	\$4,899		-	\$4,400
51 - Annual maintenance contribution paid to Greenhills Progress Assoc.	-	\$4,200	-	-	\$4,200	-	-
51 - Safety Inspection	-	-	-	-	\$200	-	-
53 - Property insurance	-	\$699	-	-	-	-	-
111107 Talbot Hall	\$5,014		-	\$4,961		-	\$5,184
51 - Annual maintenance contribution paid to Talbot Progress Assoc.	-	\$4,200	-	-	\$4,200	-	-
51 - Safety Inspection	-	-	-	-	\$200	-	-
51 - Seal and paint asbestos - toilet roof	-	-	-	-	-	-	-
53 - Property insurance	-	\$761	-	-	\$784	-	-
111199 Depreciation Expense	\$238,657		-	\$200,000		-	\$211,455
54 - Depreciation of assets	-	\$200,000	-	-	\$211,455	-	-
<b>Sub Total - PUBLIC HALLS &amp; CIVIC CENTRES OP/EXP</b>	<b>\$383,907</b>	<b>\$389,386</b>	-	<b>\$389,386</b>	<b>\$370,127</b>	-	<b>\$370,127</b>
<b>OPERATING INCOME</b>							
111216 Hall Hire - Charges	(\$7,955)		(\$12,000)	-		(\$10,000)	-
07 - Hire fees for use of Town Hall	-	(\$12,000)	-	-	(\$10,000)	-	-
111217 Scout Hall Hire - Charges	-		(\$200)	-		(\$110)	-
07 - Hire fees for use of Scout Hall	-	(\$200)	-	-	(\$110)	-	-
111218 Liquor License Charges	(\$228)		(\$412)	-		(\$200)	-
07 - Sundry income received from applications for liquor licence approvals	-	(\$412)	-	-	(\$200)	-	-
111219 Grant Income	-		-	-	-	-	-
03 - Non-Operating Grants	-		-	-	-	-	-
111220 Contribution & Donations	(\$250)		-	-		-	-
04 - Contributions and donations	-		-	-		-	-
111225 Grants - Old Convent School	-		-	-		-	-
03 - Non-Operating Grants	-		-	-		-	-
03 - Non-Operating Grants	-		-	-		-	-
<b>Sub Total - PUBLIC HALLS &amp; CIVIC CENTRES OP/INC</b>	<b>(\$8,433)</b>	<b>(\$12,612)</b>	<b>(\$12,612)</b>	-	<b>(\$10,310)</b>	<b>(\$10,310)</b>	-
<b>Total - PUBLIC HALL &amp; CIVIC CENTRES</b>	<b>\$375,474</b>	<b>\$376,774</b>	<b>(\$12,612)</b>	<b>\$389,386</b>	<b>\$359,817</b>	<b>(\$10,310)</b>	<b>\$370,127</b>
<b>OTHER RECREATION &amp; SPORT</b>							



# SHIRE OF YORK 2018/19 ANNUAL BUDGET

Descriptions	Est. Year End 30/06/2018	Detail	Budget 2017-18		Budget 2018-19	
			Income	Expenditure	Income	Expenditure
<b>OPERATING EXPENDITURE</b>						
<b>Public Parks, Gardens, Reserves Maintenance</b>						
113100 Avon Park Maintenance	\$76,905		-	\$98,562		\$82,581
50 - Direct labour costs	-	\$27,222	-	-	\$24,587	-
40 - Labour overheads	-	\$38,111	-	-	\$21,005	-
51 - Play equipment repairs	-	\$2,637	-	-	\$2,500	-
51 - Reticulation	-	\$1,582	-	-	\$1,600	-
51 - Fertiliser, plants, chemicals, retic	-	\$1,582	-	-	\$1,600	-
51 - Shelter repairs	-	\$527	-	-	\$500	-
51 - General maintenance incl re-turfing/garden beds	-	\$4,108	-	-	\$4,200	-
51 - Swinging bridge oil and minor repairs incl. termite check	-	\$1,541	-	-	\$1,500	-
51 - Graffiti removal	-	\$255	-	-	-	-
51 - Rubbish collection - Street bins x18 (2 collections per wk)	-	-	-	-	-	-
51 - Rubbish collection - Weighted base bins x5	-	-	-	-	-	-
52 - Water	-	\$11,385	-	-	\$14,979	-
53 - Property insurance	-	\$420	-	-	\$433	-
63 - Electricity	-	\$3,192	-	-	\$4,216	-
80 - Plant operation costs	-	\$6,000	-	-	\$5,461	-
113101 Johanna Whitely Park Maintenance	\$8,243		-	\$10,857		\$8,849
50 - Direct labour costs	-	\$2,955	-	-	\$1,621	-
40 - Labour overheads	-	\$4,137	-	-	\$2,335	-
51 - Materials and contracts	-	\$2,054	-	-	\$100	-
52 - Water	-	-	-	-	\$2,200	-
53 - Property insurance	-	\$173	-	-	\$178	-
80 - Plant operation costs	-	\$1,538	-	-	\$2,414	-
113102 Peace Park Maintenance	\$35,080		-	\$27,870		\$36,931
50 - Direct labour costs	-	\$5,667	-	-	\$4,864	-
40 - Labour overheads	-	\$7,934	-	-	\$7,004	-
51 - Materials and contract - re-turfing/garden beds	-	\$3,000	-	-	\$3,000	-
51 - Rubbish collection - Street bins x1	-	-	-	-	-	-
52 - Water	-	\$9,070	-	-	\$14,979	-
63 - Electricity	-	\$200	-	-	\$1,622	-
80 - Plant operation costs	-	\$2,000	-	-	\$5,461	-
113103 War Memorial Gardens Maintenance	\$11,004		-	\$10,279		\$16,084
50 - Direct labour costs	-	\$2,468	-	-	\$2,594	-
40 - Labour overheads	-	\$3,455	-	-	\$3,736	-
51 - Materials and contracts	-	\$1,000	-	-	\$1,000	-
51 - Rubbish collection - Street bins x1	-	-	-	-	-	-
52 - Water	-	\$2,000	-	-	\$5,210	-
63 - Electricity	-	\$200	-	-	\$165	-
53 - Insurance	-	\$155	-	-	\$160	-
80 - Plant operation costs	-	\$1,000	-	-	\$3,219	-
113104 Sundry Parks & Reserve	\$58,522		-	\$79,937		\$67,646
50 - Direct labour costs	-	\$19,991	-	-	\$23,335	-
40 - Labour overheads	-	\$27,987	-	-	\$19,202	-



# SHIRE OF YORK 2018/19 ANNUAL BUDGET

Descriptions	Est. Year End 30/06/2018	Detail	Budget 2017-18		Detail	Budget 2018-19	
			Income	Expenditure		Income	Expenditure
51 - General maintenance including fertiliser, plants, chemicals	-	\$4,513	-	-	\$5,000	-	-
51 - Parks improvements - partnerships	-	\$5,000	-	-	\$5,000	-	-
52 - Water	-	\$4,554	-	-	\$7,367	-	-
57 - Other expenses	-	\$638	-	-	\$300	-	-
63 - Electricity	-	\$754	-	-	\$133	-	-
53 - Insurance	-	\$35	-	-	\$36	-	-
80 - Plant operation costs	-	\$16,465	-	-	\$7,273	-	-
<b>113105 Henrietta St Gardens Maintenance</b>	<b>\$132</b>			<b>\$2,208</b>			<b>\$14,484</b>
50 - Direct labour costs	-	\$694	-	-	\$3,970	-	-
40 - Labour overheads	-	\$972	-	-	\$5,717	-	-
51 - General maintenance including fertiliser, plants, chemicals	-	\$543	-	-	\$1,000	-	-
80 - Plant operation costs	-	-	-	-	\$3,797	-	-
<b>113106 Gwamby/Avon Ascent Maintenance</b>	<b>\$19,785</b>			<b>\$31,304</b>			<b>\$19,190</b>
50 - Direct labour costs	-	\$8,448	-	-	\$2,675	-	-
40 - Labour overheads	-	\$11,827	-	-	\$3,852	-	-
51 - Play equipment repairs	-	\$1,500	-	-	\$1,544	-	-
51 - BBQ maintenance	-	\$1,000	-	-	\$1,000	-	-
51 - General maintenance	-	\$1,000	-	-	\$5,000	-	-
51 - Gas	-	\$250	-	-	\$257	-	-
51 - Replace boards and tighten bolts on walkway	-	\$1,500	-	-	\$1,500	-	-
52 - Water	-	\$740	-	-	\$1,049	-	-
53 - Insurance	-	\$511	-	-	\$527	-	-
51 - Oil walkway	-	\$316	-	-	\$326	-	-
51 - Signage	-	\$211	-	-	\$217	-	-
80 - Plant operation costs	-	\$4,000	-	-	\$1,244	-	-
<b>113107 Arboretum Maintenance - Ford/Grey St</b>	<b>\$1,222</b>			<b>\$5,778</b>			<b>\$6,406</b>
50 - Direct labour costs	-	\$278	-	-	\$2,010	-	-
40 - Labour overheads	-	\$389	-	-	\$2,894	-	-
80 - Plant operation costs	-	-	-	-	\$475	-	-
51 - General maintenance including Signage, fertiliser, plants, chemicals	-	\$5,000	-	-	\$1,000	-	-
52 - Water	-	\$111	-	-	\$27	-	-
<b>113108 Monger St Reserve Maintenance</b>	<b>\$1,663</b>			<b>\$2,531</b>			<b>\$6,601</b>
50 - Direct labour costs	-	\$763	-	-	\$2,026	-	-
40 - Labour overheads	-	\$1,068	-	-	\$2,918	-	-
51 - General maintenance	-	\$500	-	-	\$1,000	-	-
80 - Plant operation costs	-	\$200	-	-	\$657	-	-
<b>113109 RV Park Maintenance</b>							<b>\$4,932</b>
50 - Direct labour costs	-	-	-	-	\$1,000	-	-
40 - Labour overheads	-	-	-	-	\$1,440	-	-
51 - General maintenance	-	-	-	-	\$1,000	-	-
52 - Water	-	-	-	-	\$500	-	-
63 - Electricity	-	-	-	-	\$500	-	-
80 - Plant operation costs	-	-	-	-	\$492	-	-
<b>113111 Loan Redemption Interest - Forrest Oval</b>	<b>\$96,952</b>			<b>\$97,658</b>			<b>\$91,882</b>
55 - Loan 65A - Forrest Oval Stage 1	-	\$67,664	-	-	\$64,447	-	-
55 - Loan 65A - Forrest Oval Stage 2	-	\$11,717	-	-	\$10,717	-	-



# SHIRE OF YORK 2018/19 ANNUAL BUDGET

Descriptions	Est. Year End 30/06/2018	Detail	Budget 2017-18		Budget 2018-19		
			Income	Expenditure	Income	Expenditure	
55 - Loan 64 - Forrest Oval BTN & lights - 499,155	-	\$18,277	-	-	\$16,718	-	-
55 - Loan 67 - Lot 800, 801 South Street, York	-	-	-	-	-	-	-
<b>113112 Youth Skate Park</b>	<b>\$277</b>	<b>-</b>	<b>-</b>	<b>\$1,612</b>	<b>-</b>	<b>-</b>	<b>\$1,684</b>
50 - Direct labour costs	-	-	-	-	-	-	-
40 - Labour overheads	-	-	-	-	-	-	-
51 - General maintenance	-	\$1,500	-	-	\$1,500	-	-
51 - Rubbish collection - Weighted base bins x1	-	-	-	-	-	-	-
52 - Water	-	-	-	-	\$68	-	-
53 - Insurance	-	\$112	-	-	\$116	-	-
80 - Plant operation costs	-	-	-	-	-	-	-
<b>113115 Toilets Avon Park</b>	<b>\$22,853</b>	<b>-</b>	<b>-</b>	<b>\$18,412</b>	<b>-</b>	<b>-</b>	<b>\$32,023</b>
50 - Direct labour costs	-	\$1,041	-	-	\$3,388	-	-
50 - Salaries, Wages - Cleaning	-	\$2,178	-	-	\$5,680	-	-
40 - Labour overheads	-	\$1,457	-	-	\$4,879	-	-
51 - Paint Floor	-	-	-	-	-	-	-
51 - Graffiti removal and repair vandalism	-	\$957	-	-	\$985	-	-
51 - Contract Cleaning, cleaning products and toilet tissue	-	\$10,000	-	-	\$10,000	-	-
51 - General maintenance	-	\$2,568	-	-	\$2,500	-	-
52 - Water	-	-	-	-	\$3,700	-	-
53 - Insurance	-	\$211	-	-	\$210	-	-
80 - Plant operation costs	-	-	-	-	\$681	-	-
<b>113116 Mt Brown Park Maintenance</b>	<b>\$17,230</b>	<b>-</b>	<b>-</b>	<b>\$13,108</b>	<b>-</b>	<b>-</b>	<b>\$22,944</b>
50 - Direct labour costs	-	\$3,720	-	-	\$4,641	-	-
40 - Labour overheads	-	\$5,208	-	-	\$6,682	-	-
51 - Vandalism repairs	-	\$426	-	-	-	-	-
51 - General maintenance	-	\$2,637	-	-	\$2,500	-	-
51 - Lookout Development Planning	-	-	-	-	-	-	-
53 - Insurance	-	\$117	-	-	\$120	-	-
51 - Bins x 2	-	-	-	-	-	-	-
51 - Mt Brown Conservation Plan	-	-	-	-	\$5,000	-	-
80 - Plant operation costs	-	\$1,000	-	-	\$4,000	-	-
<b>113117 Candice Bateman Park Maintenance</b>	<b>\$27,481</b>	<b>-</b>	<b>-</b>	<b>\$21,747</b>	<b>-</b>	<b>-</b>	<b>\$28,701</b>
50 - Direct labour costs	-	\$5,389	-	-	\$5,893	-	-
40 - Labour overheads	-	\$7,545	-	-	\$8,486	-	-
51 - Play equipment repairs	-	\$383	-	-	\$394	-	-
51 - Sand	-	\$128	-	-	\$131	-	-
51 - General maintenance	-	\$2,109	-	-	\$2,000	-	-
51 - Cleaning products and toilet tissue	-	\$1,055	-	-	\$1,000	-	-
52 - Water	-	\$1,632	-	-	\$6,810	-	-
63 - Electricity	-	\$1,228	-	-	\$480	-	-
53 - Insurance	-	\$279	-	-	\$288	-	-
80 - Plant operation costs	-	\$2,000	-	-	\$3,219	-	-
<b>113118 Moto Cross Track Maintenance</b>	<b>\$13,536</b>	<b>-</b>	<b>-</b>	<b>\$15,771</b>	<b>-</b>	<b>-</b>	<b>\$22,428</b>
50 - Direct labour costs	-	\$4,554	-	-	\$6,680	-	-
40 - Labour overheads	-	\$6,376	-	-	\$9,619	-	-
51 - General maintenance	-	\$1,055	-	-	\$4,000	-	-



# SHIRE OF YORK 2018/19 ANNUAL BUDGET

Descriptions	Est. Year End	Detail	Budget 2017-18		Budget 2018-19	
	30/06/2018		Income	Expenditure	Income	Expenditure
51 - Rubbish collection - Weighted base bins x1	-	\$56	-	-	-	-
53 - Insurance	-	\$24	-	-	\$25	-
57 - FESA levy	-	\$55	-	-	\$55	-
80 - Plant operation costs	-	\$3,652	-	-	\$2,049	-
<b>113119 Avon Walk Trail Maintenance</b>	-	-	-	\$1,468	-	\$1,897
50 - Direct labour costs	-	\$347	-	-	\$347	-
40 - Labour overheads	-	\$486	-	-	\$500	-
51 - General maintenance	-	\$264	-	-	\$500	-
51 - Signage	-	\$322	-	-	\$500	-
80 - Plant operation costs	-	\$50	-	-	\$50	-
<b>113120 Gardener Vehicles</b>	\$8,755	-	-	\$8,695	-	\$896
51 - Materials and contracts	-	\$7,826	-	-	-	-
53 - Insurance	-	\$870	-	-	\$896	-
<b>113122 Racecourse Maintenance</b>	\$14,281	-	-	\$13,398	-	\$11,702
50 - Direct labour costs	-	\$1,249	-	-	\$332	-
40 - Labour overheads	-	\$1,749	-	-	\$478	-
51 - Materials and contracts	-	-	-	-	-	-
51 - Racecourse Development	-	-	-	-	-	-
51 - Rates Contribution	-	\$10,200	-	-	\$10,891	-
53 - Insurance	-	-	-	-	-	-
80 - Plant operation costs	-	\$200	-	-	-	-
113135 Forrest Oval Lights - Electricity	-	-	-	-	-	-
<b>113151 Admin O/Head &amp; Labour Costs</b>	\$88,451	-	-	\$101,165	-	\$110,476
39 - Allocation for total admin costs incurred by Council, (from 42100)	-	\$101,165	-	-	\$110,476	-
<b>113152 Long Service Leave</b>	-	-	-	\$3,810	-	\$3,867
50 - Annual provision for LSL accruals	-	\$3,810	-	-	\$3,867	-
<b>113153 Forrest Oval Stadium Mtce</b>	\$23,338	-	-	\$16,534	-	\$15,986
50 - Direct labour costs	-	\$1,978	-	-	\$1,645	-
50 - Salaries, Wages - Cleaning	-	\$4,000	-	-	\$2,762	-
40 - Labour overheads	-	\$2,769	-	-	\$2,369	-
51 - Cleaning products and toilet tissue	-	\$750	-	-	\$772	-
51 - Paint and repair squash court walls	-	-	-	-	-	-
51 - General maintenance	-	\$2,200	-	-	\$2,000	-
51 - Trestle tables x 2	-	-	-	-	-	-
51 - Painting & wall repairs	-	-	-	-	-	-
51 - Vacuum cleaner back pack	-	\$450	-	-	-	-
51 - Replace Blinds	-	-	-	-	\$2,000	-
52 - Water	-	-	-	-	-	-
63 - Electricity - not on separate meter	-	-	-	-	-	-
53 - Casual Hirer's Liability	-	-	-	-	-	-
53 - Property insurance	-	\$3,536	-	-	\$3,642	-
62 - Telephone	-	\$450	-	-	\$463	-
80 - Plant operation costs	-	\$400	-	-	\$333	-
<b>113155 Forrest Oval Pavilion</b>	\$4,415	-	-	\$9,932	-	\$7,515
50 - Direct labour costs	-	\$2,255	-	-	\$1,645	-
50 - Salaries, Wages - Cleaning	-	\$726	-	-	\$829	-



# SHIRE OF YORK 2018/19 ANNUAL BUDGET

Descriptions	Est. Year End	Detail	Budget 2017-18		Detail	Budget 2018-19	
	30/06/2018		Income	Expenditure		Income	Expenditure
40 - Labour overheads	-	\$3,157	-	-	\$2,369	-	-
51 - Carpet cleaning and cleaning supplies	-	\$514	-	-	\$528	-	-
51 - General maintenance	-	\$2,054	-	-	\$1,500	-	-
51 - Chairs x 40	-	-	-	-	-	-	-
51 - Light fittings	-	-	-	-	-	-	-
53 - Casual Hirer's Liability	-	\$602	-	-	-	-	-
53 - Property insurance	-	\$625	-	-	\$644	-	-
<b>113141 Forrest Oval Convention Centre</b>	<b>\$108,511</b>	-	-	<b>\$116,320</b>	-	-	<b>\$121,417</b>
50 - Direct labour costs	-	\$7,718	-	-	\$3,290	-	-
50 - Salaries, Wages - Cleaning	-	\$13,307	-	-	\$15,190	-	-
40 - Labour overheads	-	\$10,805	-	-	\$4,738	-	-
51 - Carpet cleaning and cleaning supplies	-	\$4,108	-	-	\$4,500	-	-
51 - General maintenance	-	\$12,657	-	-	\$30,000	-	-
51 - Gas	-	-	-	-	\$9,500	-	-
51 - Shower drain grates	-	-	-	-	-	-	-
53 - Property insurance	-	\$4,448	-	-	\$4,581	-	-
51 - Toilets - replace seats	-	\$4,622	-	-	\$4,756	-	-
51 - Resurface outdoor furniture	-	-	-	-	-	-	-
51 - Rubbish/recycling charges Large Bin	-	\$5,274	-	-	\$1,081	-	-
52 - Utilities - Water	-	\$11,847	-	-	\$6,306	-	-
62 - Telephone	-	\$7,000	-	-	\$7,000	-	-
51 - Monitoring CCTV	-	\$3,081	-	-	\$1,500	-	-
51 - Annual Support Fee - POS	-	-	-	-	\$1,000	-	-
63 - Utilities - Electricity	-	\$29,154	-	-	\$25,806	-	-
57 - Other Expenses - ESL	-	\$1,300	-	-	\$1,338	-	-
80 - Plant operation costs	-	\$1,000	-	-	\$832	-	-
<b>113142 YRCC Marketing &amp; Promotion</b>	<b>\$1,091</b>	-	-	<b>\$3,595</b>	-	-	<b>\$3,600</b>
51 - Materials and contracts	-	\$3,595	-	-	\$3,600	-	-
<b>113143 YRCC Gym Maintenance</b>	<b>\$9,774</b>	-	-	<b>\$10,485</b>	-	-	<b>\$11,198</b>
50 - Salaries, Wages, Superannuation	-	-	-	-	-	-	-
50 - Salaries, Wages - Cleaning	-	\$3,629	-	-	\$4,143	-	-
50 - Direct labour costs	-	-	-	-	-	-	-
51 - Materials and contracts - Fleet Fitness	-	\$3,164	-	-	\$3,256	-	-
51 - Materials and contracts - addt fobs & software lic	-	\$2,637	-	-	\$2,713	-	-
51 - General Maintenance	-	\$1,055	-	-	\$1,085	-	-
<b>113144 Conference Expenses</b>	<b>\$31,538</b>	-	-	<b>\$37,668</b>	-	-	<b>\$33,308</b>
50 - Salaries, Wages	-	\$27,398	-	-	\$24,308	-	-
50 - Salaries, Wages - Cleaning	-	-	-	-	-	-	-
51 - Stock Purchases	-	\$10,270	-	-	\$9,000	-	-
<b>113145 Bar Expenses</b>	<b>\$127,938</b>	-	-	<b>\$192,241</b>	-	-	<b>\$148,701</b>
50 - Salaries, Wages	-	\$107,241	-	-	\$63,701	-	-
50 - Salaries, Wages - Cleaning	-	-	-	-	-	-	-
51 - Stock Purchases	-	\$85,000	-	-	\$85,000	-	-
<b>113146 Caf�/Restaurant Expenses</b>	<b>\$130,309</b>	-	-	<b>\$138,863</b>	-	-	<b>\$145,659</b>
50 - Salaries, Wages	-	\$95,863	-	-	\$105,659	-	-
51 - Stock Purchases	-	\$43,000	-	-	\$40,000	-	-





# SHIRE OF YORK 2018/19 ANNUAL BUDGET

Descriptions	Est. Year End 30/06/2018	Detail	Budget 2017-18		Budget 2018-19	
			Income	Expenditure	Income	Expenditure
113147 Canteen Expenses	\$18,104	-	-	\$21,589	-	\$21,335
50 - Salaries, Wages	-	\$9,333	-	-	\$9,335	-
51 - Stock Purchases	-	\$12,256	-	-	\$12,000	-
113166 Feasibility Study / Operational and Marketing Plan - YRCC	\$8,000	-	-	\$10,000	-	-
51 - Materials and contracts	-	\$10,000	-	-	-	-
113148 YRCC Turf Maintenance - Bowls	\$8,787	-	-	\$13,415	-	\$12,009
50 - Direct labour costs	-	\$1,423	-	-	\$657	-
40 - Labour overheads	-	\$1,992	-	-	\$945	-
80 - Plant operation costs	-	-	-	-	\$407	-
51 - Materials and contracts	-	\$10,000	-	-	\$10,000	-
113149 YRCC Turf Maintenance - Tennis	\$641	-	-	\$8,661	-	\$12,009
50 - Direct labour costs	-	\$3,192	-	-	\$657	-
40 - Labour overheads	-	\$4,469	-	-	\$945	-
80 - Plant operation costs	-	-	-	-	\$407	-
51 - Materials and contracts	-	\$1,000	-	-	\$10,000	-
113150 Forrest Oval Turf Maintenance	\$2,031	-	-	\$46,310	-	\$15,000
50 - Direct labour costs	-	\$13,046	-	-	-	-
40 - Labour overheads	-	\$18,264	-	-	-	-
80 - Plant operation costs	-	\$5,000	-	-	-	-
51 - Vertimowing and decompacting	-	\$10,000	-	-	\$15,000	-
113156 Forrest Oval Grounds Maintenance	\$42,854	-	-	\$38,237	-	\$80,167
50 - Direct labour costs	-	\$9,507	-	-	\$14,527	-
50 - Salaries	-	-	-	-	-	-
50 - Salaries, Wages - Cleaning	-	\$484	-	-	-	-
40 - Labour overheads	-	\$13,310	-	-	\$20,918	-
51 - Fertiliser, plants, chemicals, retic	-	\$2,568	-	-	\$2,600	-
51 - General maintenance	-	\$5,135	-	-	\$5,400	-
51 - Reticulation	-	\$1,027	-	-	\$1,000	-
51 - Playground lighting	-	-	-	-	-	-
51 - Pressure cleaner	-	-	-	-	-	-
51 - Lights Insurance Claim Pending	-	-	-	-	\$12,500	-
53 - Property insurance	-	\$907	-	-	\$935	-
63 - Utilities - Electricity	-	\$299	-	-	\$320	-
80 - Plant operation costs	-	\$5,000	-	-	\$21,967	-
113157 Forrest Oval Water Supplies	\$55,468	-	-	\$29,665	-	\$79,451
50 - Direct labour costs	-	\$278	-	-	\$2,010	-
40 - Labour overheads	-	\$389	-	-	\$2,894	-
51 - Chemicals	-	\$619	-	-	\$637	-
51 - Parts/repairs to chlorinator, pumps etc	-	\$2,054	-	-	\$2,000	-
51 - Fence & gate repairs - Town Dam	-	\$1,000	-	-	\$1,000	-
51 - Catchment and Water Supply improvements	-	-	-	-	-	-
52 - Water (scheme in use until further notice)	-	\$22,770	-	-	\$69,800	-
63 - Electricity	-	\$1,698	-	-	\$385	-
53 - Property insurance	-	\$59	-	-	\$61	-
80 - Plant operation costs	-	\$798	-	-	\$664	-
113160 Recreation - Salaries	\$35,817	-	-	\$48,314	-	\$100,104



# SHIRE OF YORK 2018/19 ANNUAL BUDGET

Descriptions	Est. Year End 30/06/2018	Detail	Budget 2017-18		Budget 2018-19		
			Income	Expenditure	Income	Expenditure	
50 - Salaries as per Wages Schedule	-	\$48,314	-	-	\$100,104	-	-
113161 YRCC - Superannuation	\$25,192	-	-	\$41,782	-	-	\$43,951
50 - Superannuation payments	-	\$41,782	-	-	\$43,951	-	-
113167 Sporting Club Sponsorships	\$6,945	-	-	\$10,000	-	-	\$10,000
51 - Sponsorships - Funding Pool	-	\$10,000	-	-	\$10,000	-	-
113169 Hockey Oval Maintenance	\$10,377	-	-	\$26,227	-	-	\$22,932
50 - Direct labour costs	-	\$2,602	-	-	\$3,364	-	-
40 - Labour overheads	-	\$3,643	-	-	\$4,844	-	-
50 - Salaries, Wages - Cleaning	-	\$2,419	-	-	\$2,750	-	-
51 - General maintenance including fertiliser, chemicals	-	\$10,547	-	-	\$3,000	-	-
51 - Vacuum cleaner back pack	-	\$450	-	-	-	-	-
51 - Steel Bunkers x 2	-	-	-	-	-	-	-
51 - Vertimowing and decompacting	-	\$3,360	-	-	\$3,500	-	-
53 - Insurance	-	\$1,205	-	-	\$1,242	-	-
80 - Plant operation costs	-	\$2,000	-	-	\$4,232	-	-
113172 Second Hockey Field	\$5,043	-	-	\$9,703	-	-	\$7,890
50 - Direct labour costs	-	\$2,012	-	-	\$1,500	-	-
40 - Labour overheads	-	\$2,817	-	-	\$2,160	-	-
51 - General maintenance including fertiliser, chemicals	-	\$3,164	-	-	\$3,000	-	-
80 - Plant operation costs	-	\$1,710	-	-	\$1,230	-	-
113174 Parks & Gardens Landscape Plan & Consultation	-	-	-	-	-	-	-
51 - Parks Maintenance and Replacement Plan (in-house)	-	-	-	-	-	-	-
51 - Arborist	-	-	-	-	-	-	-
51 - Irrigation Plan	-	-	-	-	-	-	-
113175 Playground Safety Audits	-	-	-	-	-	-	-
51 - Materials & Contracts	-	-	-	-	-	-	-
113177 Kidsport Expenditure	\$2,255	\$11,000	-	\$11,000	-	-	-
113191 Admin O/Head & Labour Costs	\$265,353	-	-	\$303,494	-	-	\$331,428
39 - Allocation for total admin costs incurred by Council, (from 42100)	-	\$303,494	-	-	\$331,428	-	-
113192 Admin O/Head & Labour Costs	\$53,071	-	-	\$60,699	-	-	\$66,286
39 - Allocation for total admin costs incurred by Council, (from 42100)	-	\$60,699	-	-	\$66,286	-	-
113170 Trails Master Plan	-	-	-	-	-	-	\$35,000
51 - Trails Masterplan Review	-	-	-	-	\$35,000	-	-
113199 Depreciation Expense	\$392,101	-	-	\$400,000	-	-	\$422,911
54 - Depreciation of assets	-	\$400,000	-	-	\$422,911	-	-
<b>Sub Total - OTHER RECREATION &amp; SPORT OP/EXP</b>	<b>\$1,871,327</b>	<b>\$2,170,902</b>	-	<b>\$2,170,902</b>	<b>\$2,340,057</b>	-	<b>\$2,340,057</b>
<b>OPERATING INCOME</b>							
113223 Reimbursement Non Taxable	(\$7,701)	-	-	-	-	(\$245,000)	-
Pending Insurance Claim - Bowling Green A	-	-	-	-	(\$230,000)	-	-
Pending Insurance Claim - Forrest Oval Lights	-	-	-	-	(\$15,000)	-	-
113220 Reimbursements Taxable Supply	(\$229)	-	-	-	-	-	-
04 - Reimbursements	-	-	-	-	-	-	-
113221 Stadium Hire Charges	(\$3,311)	-	(\$4,000)	-	-	(\$3,000)	-
07 - Income received from hire of Rec Centre	-	(\$4,000)	-	-	(\$3,000)	-	-



# SHIRE OF YORK 2018/19 ANNUAL BUDGET

Descriptions	Est. Year End 30/06/2018	Detail	Budget 2017-18		Budget 2018-19	
			Income	Expenditure	Income	Expenditure
113222 Avon Park - Charges	(\$40)	-	(\$600)	-	(\$600)	-
07 - Private hire eg weddings etc	-	(\$100)	-	-	(\$100)	-
07 - Commercial hire	-	(\$500)	-	-	(\$500)	-
113224 Leases	(\$25,500)	-	(\$25,973)	-	(\$27,033)	-
07 - Education Department	-	(\$14,556)	-	-	(\$14,818)	-
07 - York Football club	-	(\$1,311)	-	-	-	-
07 - York Football club (Junior)	-	(\$634)	-	-	-	-
07 - York Hockey Club	-	(\$1,311)	-	-	-	-
07 - York Tennis Club	-	(\$1,311)	-	-	-	-
07 - Bowls Club	-	(\$1,311)	-	-	-	-
07 - Imperials Cricket Club	-	(\$678)	-	-	-	-
07 - York Netball Club	-	(\$678)	-	-	-	-
07 - York Netball Club (Junior)	-	(\$634)	-	-	-	-
07 - Basketball Club (Junior)	-	(\$634)	-	-	-	-
07 - Badminton	-	(\$705)	-	-	-	-
07 - York Golf Club	-	(\$100)	-	-	-	-
07 - Reserve Carriage Diner	-	(\$2,000)	-	-	-	-
07 - Other Sundry charges	-	(\$110)	-	-	(\$2,190)	-
07 - Charges for use of Forrest Oval Precinct facilities by sporting groups - charged in accordance with adopted Fees and Charges	-	-	-	-	(\$10,025)	-
113229 Recreation Grants	(\$896)	-	(\$11,000)	-	(\$360,000)	-
02 - Grant Funds - Kidsport - DSR	-	(\$11,000)	-	-	-	-
03 - Grant - Stage 1 Avon Park Playground and Amenities	-	-	-	-	(\$360,000)	-
03 - Grant - Stage 2 Avon Park Skatepark	-	-	-	-	-	-
113230 Squash Court Hire Fees	-	-	-	-	-	-
07 - Hire of Squash facilities	-	-	-	-	-	-
113231 Pavilion - Hire Charges	(\$192)	-	(\$200)	-	(\$200)	-
07 - Hire of Forrest Oval Pavilion	-	(\$200)	-	-	(\$200)	-
113233 Oval - Hire Charges	(\$2,327)	-	(\$500)	-	(\$520)	-
07 - Income received from the hire of Forrest Oval	-	(\$500)	-	-	(\$520)	-
113235 Charges - Forrest Oval Lights	(\$1,731)	-	(\$2,100)	-	(\$2,000)	-
07 - Football club use of lighting	-	(\$1,100)	-	-	-	-
07 - Tennis club use of lighting	-	(\$500)	-	-	-	-
07 - Bowls club use of lighting	-	(\$500)	-	-	-	-
07 - Lighting charges	-	-	-	-	(\$2,000)	-
113239 Government Grants - Non-taxable	(\$15,672)	-	-	-	-	-
03 - Non-Operating Grant funding - Avon Park Toilet Improvements	-	-	-	-	-	-
113242 Convention Centre - Hire	(\$8,841)	-	(\$6,000)	-	(\$5,000)	-
07 - Income received from hire charges	-	(\$6,000)	-	-	(\$5,000)	-
113243 Convention Centre - Gym	(\$20,317)	-	(\$22,000)	-	(\$22,000)	-
07 - Income received from gym usage	-	(\$22,000)	-	-	(\$22,000)	-
113244 Convention Centre - Conferences	(\$42,726)	-	(\$35,000)	-	(\$35,000)	-
07 - Conference Fees	-	(\$35,000)	-	-	(\$35,000)	-
113245 Convention Centre - Bar	(\$180,639)	-	(\$190,000)	-	(\$190,000)	-
07 - Bar Sales	-	(\$190,000)	-	-	(\$190,000)	-
113246 Convention Centre - Café/Restaurant	(\$105,686)	-	(\$133,900)	-	(\$110,000)	-



# SHIRE OF YORK 2018/19 ANNUAL BUDGET

Descriptions	Est. Year End 30/06/2018	Detail	Budget 2017-18		Budget 2018-19		
			Income	Expenditure	Income	Expenditure	
07 - Café/Restaurant Sales	-	(\$133,900)	-	-	(\$110,000)	-	-
113247 Convention Centre - Canteen	(\$17,922)	-	(\$30,900)	-	(\$30,000)	-	-
07 - Canteen Sales	-	(\$30,900)	-	-	(\$30,000)	-	-
113248 YRCC Green Fees - Bowls	(\$6,956)	-	(\$8,000)	-	(\$7,000)	-	-
07 - Income from the hire of Bowls Greens	-	(\$8,000)	-	-	(\$7,000)	-	-
113249 YRCC Green Fees - Tennis	(\$1,275)	-	(\$1,500)	-	(\$1,500)	-	-
07 - Income from the hire of Tennis Greens	-	(\$1,500)	-	-	(\$1,500)	-	-
113264 Transfer From Trust	-	-	(\$7,602)	-	-	-	-
03 - York Tourist Bureau - River Project	-	(\$7,602)	-	-	-	-	-
	-	-	-	-	-	-	-
<b>Sub Total - OTHER RECREATION &amp; SPORT OP/INC</b>	<b>(\$441,960)</b>	<b>(\$479,275)</b>	<b>(\$479,275)</b>	-	<b>(\$1,038,853)</b>	<b>(\$1,038,853)</b>	-
<b>Total - OTHER RECREATION &amp; SPORT</b>	<b>\$1,429,367</b>	<b>\$1,691,626</b>	<b>(\$479,275)</b>	\$2,170,902	<b>\$1,301,204</b>	<b>(\$1,038,853)</b>	\$2,340,057
		-					
<b>SWIMMING POOL</b>		-					
		-					
<b>OPERATING EXPENDITURE</b>		-					
		-					
112150 Swimming Pool - Salaries	\$79,899	-	-	\$87,364	-	-	\$134,302
50 - Salaries as per Wages Schedule	-	\$68,037	-	-	\$89,882	-	-
50 - Support staff	-	\$19,327	-	-	\$44,420	-	-
112151 Swimming Pool - Superannuation	\$10,640	-	-	\$12,668	-	-	\$19,474
50 - Superannuation payments associated with acct 112150	-	\$12,668	-	-	\$19,474	-	-
112153 Admin O/Head & Labour Costs	\$26,535	-	-	\$30,349	-	-	\$33,143
39 - Allocation for total admin costs incurred by Council, (from 42100)	-	\$30,349	-	-	\$33,143	-	-
112154 Long Service Leave	-	-	-	\$1,206	-	-	\$1,224
50 - Annual provision for LSL accruals	-	\$1,206	-	-	\$1,224	-	-
112155 Swimming Pool - Water	\$24,169	-	-	\$19,500	-	-	\$26,500
52 - Water	-	\$19,500	-	-	\$26,500	-	-
112156 Swimming Pool - Electricity	\$14,046	-	-	\$14,354	-	-	\$14,646
63 - Electricity	-	\$14,354	-	-	\$14,646	-	-
112157 Swimming Pool - Chemicals	\$9,384	-	-	\$9,000	-	-	\$9,500
51 - Chemicals required for maintenance of water quality	-	\$9,000	-	-	\$9,500	-	-
112158 General Maintenance Pool	\$23,949	-	-	\$34,000	-	-	\$25,612
50 - Direct labour costs	-	\$6,627	-	-	\$665	-	-
40 - Labour overheads	-	\$9,278	-	-	\$957	-	-
51 - General maintenance	-	\$2,240	-	-	\$5,500	-	-
51 - Service pool cleaner	-	\$1,792	-	-	\$2,000	-	-
51 - Pump service	-	\$1,792	-	-	\$4,000	-	-
51 - Promotional events	-	\$560	-	-	\$576	-	-
51 - Breathing apparatus service	-	\$560	-	-	\$600	-	-
51 - Supervisor annual qualification, seminars, training etc	-	\$575	-	-	\$591	-	-
51 - Equipment repairs	-	\$4,664	-	-	\$5,000	-	-
53 - Property insurance	-	\$3,762	-	-	\$3,875	-	-
57 - FESA levy	-	\$350	-	-	\$350	-	-
80 - Plant operation costs	-	\$1,800	-	-	\$1,498	-	-



# SHIRE OF YORK 2018/19 ANNUAL BUDGET

Descriptions	Est. Year End 30/06/2018	Detail	Budget 2017-18		Budget 2018-19	
			Income	Expenditure	Income	Expenditure
112159 Telephone	\$448	-	-	\$651	-	\$670
62 - Telephone	-	\$651	-	-	\$670	-
112160 Swimming Pool - Kiosk Expenses	-	-	-	\$10,000	-	\$10,000
51 - Materials and contracts	-	\$10,000	-	-	\$10,000	-
112164 Pool Garden Maintenance	\$5,212	-	-	\$5,284	-	\$2,874
50 - Direct labour costs	-	\$1,908	-	-	\$973	-
40 - Labour overheads	-	\$2,671	-	-	\$1,401	-
51 - Fertiliser, plants, chemicals, retic	-	\$500	-	-	\$500	-
80 - Plant operation costs	-	\$205	-	-	-	-
112199 Depreciation Expense	\$27,080	-	-	\$29,293	-	\$30,971
54 - Depreciation of assets	-	\$29,293	-	-	\$30,971	-
<b>Sub Total - SWIMMING POOL OP/EXP</b>	<b>\$221,362</b>	<b>\$253,669</b>	-	<b>\$253,669</b>	<b>\$308,915</b>	-
<b>OPERATING INCOME</b>						
112072 Grants Government - CLGF Individual - Swimming Pool	-	-	-	-	-	-
03 - CLGF - Pool refurbishment	-	-	-	-	-	-
Community Pool Revitalisation Program	-	-	-	-	-	-
112260 Swimming Pool - Kiosk Income	-	-	(\$10,000)	-	(\$10,000)	-
07 - Fees and charges	-	(\$10,000)	-	-	(\$10,000)	-
112273 Pool Admission Charges	(\$27,785)	-	(\$30,000)	-	(\$30,000)	-
07 - General admission fees	-	(\$27,000)	-	-	(\$27,000)	-
07 - York District High School	-	(\$3,000)	-	-	(\$3,000)	-
112276 Contributions	-	-	-	-	-	-
112277 Reimbursements - Non Taxable	-	-	(\$10)	-	(\$10)	-
04 - Reimbursements	-	(\$10)	-	-	(\$10)	-
<b>Sub Total - SWIMMING POOL OP/INC</b>	<b>(\$27,785)</b>	<b>(\$40,010)</b>	<b>(\$40,010)</b>	-	<b>(\$40,010)</b>	-
<b>Total - SWIMMING POOL</b>	<b>\$193,577</b>	<b>\$213,659</b>	<b>(\$40,010)</b>	<b>\$253,669</b>	<b>\$268,905</b>	<b>(\$40,010)</b>
<b>LIBRARIES</b>						
<b>OPERATING EXPENDITURE</b>						
115110 Admin O/Head & Labour Costs	\$17,690	-	-	\$20,233	-	\$22,095
39 - Allocation for total admin costs incurred by Council, (from 42100)	-	\$20,233	-	-	\$22,095	-
115111 Library Operating-Stationery	\$859	-	-	\$1,000	-	\$1,000
51 - Stationery/office supplies for Shire Library	-	\$1,000	-	-	\$1,000	-
115112 Library Operating-Freight	\$1,069	-	-	\$2,582	-	\$1,500
51 - Freight charges library	-	\$1,344	-	-	\$1,500	-
50 - Staff - Travel - Book Selections	-	\$1,238	-	-	-	-
115113 Office Expenses	\$1,639	-	-	\$2,755	-	\$2,400
51 - General office items	-	\$651	-	-	\$700	-
51 - Amlib subscription	-	\$2,104	-	-	\$1,700	-



# SHIRE OF YORK 2018/19 ANNUAL BUDGET

Descriptions	Est. Year End 30/06/2018	Detail	Budget 2017-18		Budget 2018-19	
			Income	Expenditure	Income	Expenditure
51 - Contribution to Regional Library Service	-	-	-	-	-	-
115114 Lost Books	\$300	-	-	\$371	-	\$382
51 - Cost of replacing lost or damaged LISWA books - on-charged where appropriate	-	\$371	-	-	\$382	-
115115 Magazines/Newspapers	\$192	-	-	\$510	-	\$525
51 - Purchase of newspapers and magazines for public use at the library	-	\$510	-	-	\$525	-
115116 Storytime Library	\$292	-	-	\$557	-	\$8,500
51 - Expenditure for children's Storytime projects	-	\$557	-	-	\$8,500	-
115117 Books - Purchases	\$2,437	-	-	\$2,500	-	\$2,500
51 - Purchase of bestsellers and other popular titles	-	\$2,500	-	-	\$2,500	-
115118 Long Service Leave	-	-	-	\$560	-	\$576
50 - Annual provision for LSL accruals	-	\$560	-	-	\$576	-
115120 Library - Salaries	\$58,815	-	-	\$62,732	-	\$56,180
50 - Salaries as per Wages Schedule	-	\$62,732	-	-	\$56,180	-
50 - Salaries Book Selections	-	-	-	-	-	-
115121 Library - Superannuation	\$4,567	-	-	\$9,096	-	\$8,146
50 - Superannuation payments associated with acct 115120	-	\$9,096	-	-	\$8,146	-
115124 Library Equipment	\$1,156	-	-	\$1,717	-	\$1,750
51 - Equipment for library including furniture, office equipment and shelving	-	\$1,500	-	-	\$1,500	-
51 - Purchase of new membership cards	-	\$217	-	-	\$250	-
115126 Library Staff Training	-	-	-	\$1,384	-	-
50 - Attendance of library staff at related conferences and training	-	\$1,384	-	-	-	-
115199 Depreciation Expense	\$3,785	-	-	\$51	-	\$4,291
54 - Depreciation of assets	-	\$51	-	-	\$4,291	-
<b>Sub Total - LIBRARIES OP/EXP</b>	<b>\$92,802</b>	<b>\$106,049</b>	-	<b>\$106,049</b>	<b>\$109,846</b>	-
<b>OPERATING INCOME</b>						
115229 Charges-Lost Books	(\$270)	-	(\$300)	-	(\$300)	-
04 - Reimbursement for cost of repair or replacement of LISWA stock	-	(\$300)	-	-	(\$300)	-
115230 Sundry Income Taxable Supply	(\$168)	-	(\$21)	-	(\$21)	-
07 - Provision for library income	-	(\$21)	-	-	(\$21)	-
<b>Sub Total - LIBRARIES OP/INC</b>	<b>(\$439)</b>	<b>(\$321)</b>	<b>(\$321)</b>	-	<b>(\$321)</b>	-
<b>Total - LIBRARIES</b>	<b>\$92,363</b>	<b>\$105,728</b>	<b>(\$321)</b>	<b>\$106,049</b>	<b>\$109,525</b>	<b>(\$321)</b>
<b>OTHER CULTURE</b>						
<b>OPERATING EXPENDITURE</b>						
<b>RESIDENCY MUSEUM</b>						
118111 Loan Interest Repayments - Archives Centre	\$2,776	-	-	\$2,826	-	\$2,232
55 - Interest payments on Loan 65 for Archives Facility - matures 30/6/19	-	\$2,826	-	-	\$2,232	-



# SHIRE OF YORK 2018/19 ANNUAL BUDGET

Descriptions	Est. Year End 30/06/2018	Detail	Budget 2017-18		Budget 2018-19	
			Income	Expenditure	Income	Expenditure
118165 Attendants' Fees	-		-	-	-	-
51 - Volunteers expenses	-	-	-	-	-	-
118166 Secretaries' Fees	-		-	-	-	-
51 - Honorarium paid to Secretary of Residency Museum Mgmt Committee	-	-	-	-	-	-
118167 Museum Shop Stock Purchases	\$1,440		-	\$1,275	-	\$1,312
51 - Residency Museum stock purchases	-	\$1,275	-	-	\$1,312	-
118172 Residency Museum Building Mtce	\$20,919		-	\$27,971	-	\$29,602
50 - Direct labour costs	-	\$2,255	-	-	\$5,466	-
40 - Labour overheads	-	\$3,157	-	-	\$7,871	-
51 - General maintenance	-	\$6,720	-	-	\$4,000	-
51 - Oil floorboards	-	\$638	-	-	\$500	-
51 - Roof and ceiling repairs	-	\$638	-	-	\$500	-
51 - Alarm system maintenance	-	\$957	-	-	\$1,015	-
51 - Signage	-	-	-	-	-	-
51 - Cleaning	-	\$2,254	-	-	\$2,319	-
51 - Painting	-	-	-	-	-	-
51 - Verandah handrail repairs	-	\$500	-	-	\$515	-
52 - Water	-	\$3,702	-	-	\$1,509	-
53 - Property insurance	-	\$2,153	-	-	\$2,217	-
63 - Electricity	-	\$4,516	-	-	\$3,214	-
57 - FESA levy, rubbish collection etc	-	\$383	-	-	\$394	-
80 - Plant operation costs	-	\$100	-	-	\$83	-
118173 Maintenance Exhibits	\$2,648		-	\$3,760	-	\$3,760
51 - Maintenance of exhibits and displays	-	\$3,760	-	-	\$3,760	-
118175 Museum Promotion & Marketing	\$3,239		-	\$4,000	-	\$4,000
51 - Provision for marketing and promotion of Residency Museum incl Website	-	\$4,000	-	-	\$4,000	-
118176 Museum Phone, Internet & Computer	\$1,515		-	\$1,647	-	\$1,695
51 - Computer / modem maintenance	-	\$371	-	-	\$382	-
51 - Audio training and ongoing support	-	\$310	-	-	\$319	-
51 - Internet fees	-	\$310	-	-	\$319	-
62 - Telephone charges	-	\$656	-	-	\$675	-
118177 Stationery/Postage	\$352		-	\$1,055	-	\$1,085
51 - Stationery, postage and freight expenses	-	\$1,055	-	-	\$1,085	-
118178 Membership Fees	\$155		-	\$447	-	\$460
51 - Costs of memberships of professional associations	-	\$447	-	-	\$460	-
118179 Volunteers Police Clearances	\$95		-	\$300	-	\$309
51 - Provision for police & working with children clearances of volunteers	-	\$300	-	-	\$309	-
118181 Refreshments	\$680		-	\$900	-	\$926
51 - Provision for minor refreshments for volunteers and guests	-	\$900	-	-	\$926	-
118182 Equipment	\$6,327		-	\$5,135	-	\$5,500
51 - Provision for purchase of minor equipment including office machines.	-	\$5,135	-	-	\$5,500	-
118183 Conferences, Travelling	\$14		-	\$1,027	-	-
50 - Attendance of staff at related conferences, training sessions etc	-	\$1,027	-	-	-	-
118184 Research Projects	\$389		-	\$670	-	\$1,000
51 - Provision for research into Museum collection and local history	-	\$670	-	-	\$1,000	-
118185 Sundry Expenses	\$1,135		-	\$1,027	-	\$1,000



# SHIRE OF YORK 2018/19 ANNUAL BUDGET

Descriptions	Est. Year End 30/06/2018	Detail	Budget 2017-18		Budget 2018-19	
			Income	Expenditure	Income	Expenditure
51 - Materials and contracts	-	\$1,027	-	-	\$1,000	-
118187 Grant Expenditure - ANZAC Projects	\$37,343	-	-	\$40,000	-	\$16,500
51 - Materials & Contracts - Shire contribution - ANZAC Projects	-	\$15,000	-	-	-	-
51 - Materials & Contracts - Shire contribution - Town Hall Honour Board	-	\$25,000	-	-	\$16,500	-
118188 Residency Museum Garden - Shire	\$4,136	-	-	\$6,198	-	\$6,675
50 - Direct labour costs	-	\$1,874	-	-	\$2,047	-
40 - Labour overheads	-	\$2,624	-	-	\$2,948	-
51 - Materials and contracts	-	\$1,000	-	-	\$1,000	-
51 - Garden/Reticulation maintenance	-	\$500	-	-	\$515	-
80 - Plant operation costs	-	\$200	-	-	\$166	-
118190 Interpretation Plan Expenditure	-	-	-	-	-	-
51 - Expenditure - Cultural Interpretation grant	-	-	-	-	-	-
118191 Salaries Residency Museum	\$108,326	-	-	\$114,169	-	\$72,755
50 - Salaries as per Wages Schedule	-	\$114,169	-	-	\$72,755	-
118192 Residency Museum - Superannuation	\$11,439	-	-	\$16,555	-	\$10,549
50 - Superannuation payments associated with acct 118191	-	\$16,555	-	-	\$10,549	-
118193 Long Service Leave - Residency Museum	-	-	-	\$680	-	\$690
50 - Provision for LSL entitlements	-	\$680	-	-	\$690	-
118194 Admin O/Head & Labour Costs	\$17,690	-	-	\$20,233	-	\$22,095
39 - Allocation for total admin costs incurred by Council, (from 42100)	-	\$20,233	-	-	\$22,095	-
118199 Depreciation Expense	\$15,850	-	-	\$14,507	-	\$17,967
54 - Depreciation of assets	-	\$14,507	-	-	\$17,967	-
	-	-	-	-	-	-
<b>OTHER CULTURE</b>	-	-	-	-	-	-
	-	-	-	-	-	-
119116 Radio Station Maintenance - Barker St	\$2,156	-	-	\$5,350	-	\$3,907
51 - General Maintenance including termite inspection	-	\$1,700	-	-	\$200	-
50 - Direct labour costs	-	\$35	-	-	\$66	-
40 - Labour overheads	-	\$49	-	-	\$95	-
52 - Water	-	\$293	-	-	\$265	-
53 - Property insurance	-	\$273	-	-	\$281	-
51 - Rubbish/recycling charges	-	-	-	-	-	-
51 - Sponsorship	-	-	-	-	-	-
51 - Sponsorship - operations, FESA levy, rates, rubbish etc	-	\$3,000	-	-	\$3,000	-
119120 Arts and Cultural Heritage - Salaries	-	-	-	-	-	\$53,502
50 - Salaries as per Wages Schedule	-	-	-	-	\$53,502	-
119121 Arts and Cultural Heritage - Superannuation	-	-	-	-	-	\$7,758
50 - Superannuation payments associated with acct 119120	-	-	-	-	\$7,758	-
119122 Arts and Cultural Heritage Planning	-	-	-	-	-	\$40,000
Maps & Signage	-	-	-	-	-	-
Arts and Cultural Plan	-	-	-	-	\$40,000	-
119123 Arts and Cultural Heritage - Leave Provisions	-	-	-	-	-	\$300
50 - Provision for AL and LSL entitlements	-	-	-	-	\$300	-
119124 Arts and Cultural Heritage - Projects	-	-	-	-	-	-
Upgrade Convict-Linked Places	-	-	-	-	-	-





# SHIRE OF YORK 2018/19 ANNUAL BUDGET

Descriptions	Est. Year End	Detail	Budget 2017-18		Budget 2018-19		
	30/06/2018		Income	Expenditure	Income	Expenditure	
<b>Sub Total - OTHER CULTURE OP/EXP</b>	<b>\$238,626</b>	<b>\$269,732</b>	-	\$269,732	<b>\$305,580</b>	-	\$305,580
<b>OPERATING INCOME</b>							
118221 Museum Entry Fees	(\$7,613)	-	(\$7,000)	-	-	(\$7,000)	-
07 - Admission fees for York Residency Museum	-	(\$7,000)	-	-	(\$7,000)	-	-
118222 Sale Postcards/Books	(\$2,079)	-	(\$2,500)	-	-	(\$2,500)	-
07 - Provision for sundry income from sale of postcards and stock	-	(\$2,500)	-	-	(\$2,500)	-	-
118223 Donations	(\$107)	-	(\$10)	-	-	(\$10)	-
04 - Provision for sundry donations received at the Residency Museum	-	(\$10)	-	-	(\$10)	-	-
118225 Reimbursements Taxable Supply	(\$50)	-	(\$10)	-	-	(\$10)	-
04 - Contributions	-	(\$10)	-	-	(\$10)	-	-
118228 Grant Income (Interpretation Grant)	(\$16,925)	-	(\$20,000)	-	-	-	-
02 - Grant - Conservation of Town Hall Honour Board	-	(\$20,000)	-	-	-	-	-
119220 Other Culture - Sundry Income	(\$1)	-	(\$10)	-	-	(\$10)	-
04 - Provision for sundry income	-	(\$10)	-	-	(\$10)	-	-
119221 Government Grants - Arts and Cultural Heritage	-	-	-	-	-	(\$20,000)	-
02 - Arts and Cultural Plan Funding	-	-	-	-	(\$20,000)	-	-
<b>Sub Total - OTHER CULTURE OP/INC</b>	<b>(\$26,776)</b>	<b>(\$29,530)</b>	<b>(\$29,530)</b>	-	<b>(\$29,530)</b>	<b>(\$29,530)</b>	-
<b>Total - OTHER CULTURE</b>	<b>\$211,850</b>	<b>\$240,202</b>	<b>(\$29,530)</b>	\$269,732	<b>\$276,050</b>	<b>(\$29,530)</b>	\$305,580
<b>Total - RECREATION AND CULTURE</b>	<b>\$2,302,631</b>	<b>\$2,627,989</b>	<b>(\$561,748)</b>	<b>\$3,189,738</b>	<b>\$2,315,501</b>	<b>(\$1,119,024)</b>	<b>\$3,434,525</b>
<b>STREETS,ROADS, BRIDGES, DEPOTS - MAINTENANCE</b>							
<b>OPERATING EXPENDITURE</b>							
125109 Street Cleaning	\$13,815	-	-	\$15,000	-	-	\$40,711
50 - Direct Labour costs	-	-	-	-	\$10,214	-	-
40 - Labour overheads	-	-	-	-	\$14,708	-	-
51 - Contractors Fees	-	\$15,000	-	-	\$10,000	-	-
80 - Plant operation costs	-	-	-	-	\$5,789	-	-
125110 Road Safety Audits	-	-	-	\$3,500	-	-	-
51 - Materials and contracts	-	\$3,500	-	-	-	-	-
125121 Traffic Signs - Warning and Directional	\$7,996	-	-	\$5,362	-	-	\$7,661
50 - Direct labour costs	-	\$69	-	-	\$681	-	-
40 - Labour overheads	-	\$93	-	-	\$981	-	-
51 - Materials and contracts	-	\$5,000	-	-	\$6,000	-	-
80 - Plant operation costs	-	\$200	-	-	-	-	-
125125 Weed Control	\$1,482	-	-	\$13,868	-	-	\$44,885
50 - Direct labour costs	-	\$1,276	-	-	\$11,835	-	-
40 - Labour overheads	-	\$1,906	-	-	\$17,043	-	-
51 - Materials and contracts	-	\$9,493	-	-	\$15,000	-	-
80 - Plant operation costs	-	\$1,194	-	-	\$1,007	-	-
125128 Lighting of Streets	\$66,497	-	-	\$80,000	-	-	\$85,382



# SHIRE OF YORK 2018/19 ANNUAL BUDGET

Descriptions	Est. Year End 30/06/2018	Detail	Budget 2017-18		Detail	Budget 2018-19	
			Income	Expenditure		Income	Expenditure
63 - Street light electricity	-	\$80,000	-	-	\$85,382	-	-
<b>125129 Road Maintenance General</b>	<b>\$1,152,400</b>			<b>\$594,861</b>			<b>\$153,404</b>
50 - Direct labour costs	-	\$148,891	-	-	\$41,599	-	-
40 - Labour overheads	-	\$193,558	-	-	\$59,903	-	-
51 - Materials and contracts	-	\$197,856	-	-	\$36,230	-	-
80 - Plant operation costs	-	\$54,556	-	-	\$15,672	-	-
<b>Road Maintenance - Winter Grading</b>				<b>\$255,234</b>			<b>\$162,636</b>
50 - Direct labour costs	-	\$46,637	-	-	\$40,180	-	-
40 - Labour overheads	-	\$62,960	-	-	\$57,860	-	-
51 - Materials and contracts	-	\$71,285	-	-	\$9,000	-	-
80 - Plant operation costs	-	\$74,353	-	-	\$55,595	-	-
<b>Road Maintenance - Summer Grading</b>				<b>\$107,363</b>			<b>\$130,346</b>
50 - Direct labour costs	-	\$22,208	-	-	\$29,820	-	-
40 - Labour overheads	-	\$29,981	-	-	\$42,941	-	-
51 - Materials and contracts	-	-	-	-	\$13,600	-	-
80 - Plant operation costs	-	\$55,174	-	-	\$43,985	-	-
<b>Road Maintenance - Town Drainage and Shoulders</b>				<b>\$125,368</b>			<b>\$200,397</b>
50 - Direct labour costs	-	\$18,360	-	-	\$31,516	-	-
40 - Labour overheads	-	\$25,704	-	-	\$45,382	-	-
51 - Materials and contracts	-	\$49,000	-	-	\$81,600	-	-
51 - Contractors - Swails and Pipes	-	-	-	-	\$41,899	-	-
80 - Plant operation costs	-	\$32,304	-	-	-	-	-
<b>125132 Bridge Maintenance</b>	<b>\$92,540</b>			<b>\$105,845</b>			<b>\$35,279</b>
50 - Direct labour costs	-	\$5,274	-	-	\$2,026	-	-
40 - Labour overheads	-	\$7,120	-	-	\$2,918	-	-
51 - Materials and contracts	-	\$64,000	-	-	-	-	-
80 - Plant operation costs	-	-	-	-	-	-	-
53 - Insurance	-	\$29,451	-	-	\$30,335	-	-
<b>125134 Doubtful Debts - Transport</b>				<b>\$1,000</b>			
51 - General rebates	-	\$1,000	-	-	-	-	-
<b>125140 Crossover Rebate</b>	<b>\$6,400</b>			<b>\$2,000</b>			<b>\$4,000</b>
51 - General rebates	-	\$2,000	-	-	\$4,000	-	-
<b>125141 Crossovers - York Estates Stage 2</b>							
51 - Construction contribution	-	-	-	-	-	-	-
<b>125165 Depot Maintenance</b>	<b>\$88,207</b>			<b>\$85,768</b>			<b>\$74,888</b>
50 - Direct labour costs	-	\$22,702	-	-	\$12,625	-	-
40 - Labour overheads	-	\$31,783	-	-	\$18,180	-	-
51 - General maintenance	-	\$10,000	-	-	\$20,000	-	-
51 - Fire Extinguishers - safety & compliance	-	\$2,670	-	-	\$3,000	-	-
51 - Rubbish/Recycling Charges	-	-	-	-	-	-	-
51 - Repair Stairs and Mezzanine Floor	-	-	-	-	-	-	-
52 - Water	-	\$3,000	-	-	\$7,003	-	-
53 - Insurance	-	\$1,725	-	-	\$1,777	-	-
57 - Rates, Dangerous Goods Licence, FESA levy	-	\$1,400	-	-	\$500	-	-
62 - Telephone	-	\$2,500	-	-	\$2,500	-	-
63 - Electricity	-	\$4,988	-	-	\$5,701	-	-



# SHIRE OF YORK 2018/19 ANNUAL BUDGET

Descriptions	Est. Year End	Detail	Budget 2017-18		Budget 2018-19		
	30/06/2018		Income	Expenditure	Income	Expenditure	
80 - Plant operation costs	-	\$5,000	-	-	\$3,602	-	
125175 York-Merredin Road Safety Project	-	-	-	-	-	-	
125170 Road Verge Maintenance	\$11,611	-	-	\$15,000	-	\$16,227	
50 - Direct Labour costs	-	-	-	-	\$503	-	
40 - Labour overheads	-	-	-	-	\$724	-	
51 - Materials and contracts - WP contractors	-	\$15,000	-	-	\$15,000	-	
126199 Depreciation	\$1,488,214	-	-	\$1,247,268	-	\$1,318,707	
54 - Depreciation of assets	-	\$1,247,268	-	-	\$1,318,707	-	
127195 Interest on Loans	\$6,531	-	-	\$6,729	-	\$5,386	
55 - Interest payments on Loan 66 - Plant	-	\$6,729	-	-	\$5,386	-	
<b>Sub Total - MTCE STREETS ROADS DEPOTS OP/EXP</b>	<b>\$2,935,694</b>	<b>\$2,664,167</b>	-	\$2,664,167	<b>\$2,279,910</b>	\$2,279,910	
<b>OPERATING INCOME</b>							
125201 Other Grants	(\$6,921)	-	(\$6,700)	-	-	(\$6,700)	
03 - MRWA Street lighting grant	-	(\$6,700)	-	-	(\$6,700)	-	
125205 Reimbursements Taxable	-	-	-	-	-	-	
04 - Provision for reimbursements	-	-	-	-	-	-	
121202 Road To Recovery Grants	(\$566,404)	-	(\$566,404)	-	-	(\$264,111)	
03 - Grant received from Federal Govt for nominated road projects	-	(\$566,404)	-	-	(\$264,111)	-	
121206 Reimbursements Non Taxable	-	-	-	-	-	-	
04 - Provision for reimbursements	-	-	-	-	-	-	
125202 Grant MRWA Direct Maintenance	(\$82,762)	-	(\$143,707)	-	-	(\$82,762)	
02 - Grant received from MRWA for unspecified road maintenance	-	(\$143,707)	-	-	(\$82,762)	-	
125203 Grant - RRG - Roads	(\$425,230)	-	(\$596,238)	-	-	(\$345,027)	
03 - Regional Road Group Funding	-	(\$596,238)	-	-	(\$345,027)	-	
10 - Roadworks (50% Contribution)	-	-	-	-	-	-	
10 - Footpaths	-	-	-	-	-	-	
125220 Developers' Contributions - Footpaths	-	-	(\$66,000)	-	-	-	
09 - Footpath Contributions - Andrews Avenue - Transfer from Trust	-	(\$66,000)	-	-	-	-	
121215 Grant Lggc Special Projects- Bridges	-	-	-	-	-	-	
Bridge Renewals	-	-	-	-	-	-	
MRWA Bridge Contribution Knotts (\$26K) Talbot West (\$30K)	-	-	-	-	-	-	
125219 Reinstatements	-	-	-	-	-	-	
04 - Provision for reimbursements	-	-	-	-	-	-	
125221 Grant Government - Footpaths	-	-	-	-	-	-	
03 - Footpaths - Age Friendly Community - grant funded see 122403 and Dual-use	-	-	-	-	-	-	
125208 Grant Govt - Black Spot Funding	-	-	(\$8,380)	-	-	-	
03 - Blackspot grants - Roads subject to safety audits	-	(\$8,380)	-	-	-	-	
03 - Great Southern/Berry Brow Rd Intersection	-	-	-	-	-	-	
10 - Transfer from Trust - York Estates Footpaths	-	-	-	-	-	-	
125210 WANDRRA Income	\$8,446	-	(\$1,046,520)	-	-	(\$662,186)	
03 - Grant funding - subject to application (AGRN 743)	-	(\$1,046,520)	-	-	(\$662,186)	-	
03 - Grant funding - subject to application (Cyclone Joyce)	-	-	-	-	-	-	



# SHIRE OF YORK 2018/19 ANNUAL BUDGET

Descriptions	Est. Year End	Detail	Budget 2017-18		Budget 2018-19		
	30/06/2018		Income	Expenditure	Income	Expenditure	
<b>Sub Total - MTCE STREETS ROADS DEPOTS OP/INC</b>	<b>(\$1,072,871)</b>	<b>(\$2,433,949)</b>	<b>(\$2,433,949)</b>	-	<b>(\$1,360,786)</b>	<b>(\$1,360,786)</b>	-
<b>Total - MTCE STREETS ROADS DEPOTS</b>	<b>\$1,862,823</b>	<b>\$230,218</b>	<b>(\$2,433,949)</b>	<b>\$2,664,167</b>	<b>\$919,124</b>	<b>(\$1,360,786)</b>	<b>\$2,279,910</b>
<b>TRAFFIC CONTROL</b>							
<b>OPERATING EXPENDITURE</b>							
<b>PARKING</b>							
128101 Paint Carparks/Park Bays CBD	-	-	-	-	-	-	\$2,000
51 - Materials and contracts	-	-	-	-	\$2,000	-	-
51 - Materials and contracts - YRCC carpark	-	-	-	-	-	-	-
128103 Howick St Car Park	-	-	-	\$1,515	-	-	\$7,422
50 - Direct labour costs	-	\$173	-	-	\$1,661	-	-
40 - Labour overheads	-	\$242	-	-	\$2,392	-	-
51 - Materials and contracts	-	\$1,000	-	-	\$1,000	-	-
80 - Plant operation costs	-	\$100	-	-	\$2,369	-	-
128104 Parking Enforcement	\$59	-	-	-	-	-	-
50 - Ranger's time enforcing Parking Regulations	-	-	-	-	-	-	-
128199 Depreciation	\$20,614	-	-	\$23,366	-	-	\$24,704
54 - Depreciation of assets	-	\$23,366	-	-	\$24,704	-	-
	-	-	-	-	-	-	-
<b>LICENSING</b>							
129102 Licensing Salaries	\$49,583	-	-	\$51,533	-	-	\$83,545
50 - Salaries as per Wages Schedule	-	\$51,533	-	-	\$83,545	-	-
129103 Licensing Superannuation	\$7,114	-	-	\$7,472	-	-	\$12,114
50 - Superannuation payments associated with 129102	-	\$7,472	-	-	\$12,114	-	-
129104 Licensing Leave Provisions	-	-	-	\$576	-	-	\$585
50 - Licensing staff leave provisions	-	\$576	-	-	\$585	-	-
129401 Admin O'Heads And Labour Costs	\$70,761	-	-	\$80,932	-	-	\$88,381
39 - Allocation for total admin costs incurred by Council, (from 42100)	-	\$80,932	-	-	\$88,381	-	-
	-	-	-	-	-	-	-
<b>Sub Total - TRAFFIC CONTROL OP/EXP</b>	<b>\$148,130</b>	<b>\$165,394</b>	-	<b>\$165,394</b>	<b>\$218,751</b>	-	<b>\$218,751</b>
<b>OPERATING INCOME</b>							
129202 Commission Licensing	(\$58,281)	-	(\$65,000)	-	-	(\$65,000)	-
09 - Commission received from DOT as licensing agent	-	(\$65,000)	-	-	(\$65,000)	-	-
new Reimbursements	-	-	-	-	-	-	-
04 - Cost of YRCC carpark testing	-	-	-	-	-	-	-
128204 Parking Fines	(\$352)	-	-	-	-	-	-
07 - Penalties received from parking infringements	-	-	-	-	-	-	-
<b>Sub Total - TRAFFIC CONTROL OP/INC</b>	<b>(\$58,633)</b>	<b>(\$65,000)</b>	<b>(\$65,000)</b>	-	<b>(\$65,000)</b>	<b>(\$65,000)</b>	-
<b>Total - TRAFFIC CONTROL</b>	<b>\$89,497</b>	<b>\$100,394</b>	<b>(\$65,000)</b>	<b>\$165,394</b>	<b>\$153,751</b>	<b>(\$65,000)</b>	<b>\$218,751</b>



# SHIRE OF YORK 2018/19 ANNUAL BUDGET

Descriptions	Est. Year End 30/06/2018	Detail	Budget 2017-18		Budget 2018-19		
			Income	Expenditure	Income	Expenditure	
<b>Total - TRANSPORT</b>	<b>\$1,952,321</b>	<b>\$330,612</b>	<b>(\$2,498,949)</b>	<b>\$2,829,561</b>	<b>\$1,072,875</b>	<b>(\$1,425,786)</b>	<b>\$2,498,661</b>
<b>RURAL SERVICES</b>							
<b>OPERATING EXPENDITURE</b>							
131108 Conservation Volunteers	\$540		-	\$9,102	-		\$6,500
51 - Volunteer projects	-	\$1,500	-	-	\$1,500	-	-
51 - Avon River banks restoration - seed funding	-	\$7,602	-	-	\$5,000	-	-
131109 SEAVROC - Caring for Country	-		-	-	-	-	-
51 - SEAVROC Caring For Country Project	-	-	-	-	-	-	-
<b>Sub Total - RURAL SERVICES OP/EXP</b>	<b>\$540</b>	<b>\$9,102</b>	<b>-</b>	<b>\$9,102</b>	<b>\$6,500</b>	<b>-</b>	<b>\$6,500</b>
<b>Total - RURAL SERVICES</b>	<b>\$540</b>	<b>\$9,102</b>	<b>-</b>	<b>\$9,102</b>	<b>\$6,500</b>	<b>-</b>	<b>\$6,500</b>
<b>TOURISM AND AREA PROMOTION</b>							
<b>OPERATING EXPENDITURE</b>							
132101 Admin O/Head & Labour Costs	\$26,535	-	-	\$30,349	-	-	\$33,143
39 - Allocation for total admin costs incurred by Council, (from 42100)	-	\$30,349	-	-	\$33,143	-	-
132102 Town Promotions	\$3,543		-	\$10,000	-	-	\$10,000
51 - Provision for expenditure on various town promotions	-	\$10,000	-	-	\$10,000	-	-
51 - Events support - Funding Pool	-	-	-	-	-	-	-
132145 Area Promotion	\$23,157		-	\$40,809	-	-	\$31,000
50 - Direct labour costs	-	\$2,811	-	-	-	-	-
40 - Labour overheads	-	\$3,935	-	-	-	-	-
51 - Events support - Funding Pool	-	\$22,500	-	-	\$22,500	-	-
51 - Veteran Car Club - Inkind support, banner, road closure etc	-	-	-	-	-	-	-
51 - Advertising	-	\$562	-	-	-	-	-
51 - Tourism Memberships	-	-	-	-	-	-	-
51 - Tourism Approved Projects YAVT	-	\$8,500	-	-	\$8,500	-	-
80 - Plant operation costs	-	-	-	-	-	-	-
51 - Other expenditure relating to area promotion	-	\$2,500	-	-	-	-	-
132146 Information Bays and Street Furniture Maintenance	\$3,095		-	\$5,099	-	-	\$6,675
50 - Direct labour costs	-	\$833	-	-	\$2,326	-	-
40 - Labour overheads	-	\$1,166	-	-	\$3,349	-	-
51 - Materials and contracts	-	\$1,000	-	-	\$1,000	-	-
51 - Signage (Events)	-	\$2,000	-	-	-	-	-
80 - Plant operation costs	-	\$100	-	-	-	-	-
132103 York Information Centre - Salaries	\$83,571		-	\$96,829	-	-	\$153,957
50 - Salaries as per Wages Schedule	-	\$96,829	-	-	\$153,957	-	-
50 - Support staff - events	-	-	-	-	-	-	-
132104 York Information Centre - Superannuation	\$13,453		-	\$14,040	-	-	\$22,324



# SHIRE OF YORK 2018/19 ANNUAL BUDGET

Descriptions	Est. Year End 30/06/2018	Detail	Budget 2017-18		Budget 2018-19		
			Income	Expenditure	Income	Expenditure	
50 - Superannuation as per Wages Schedule	-	\$14,040	-	-	\$22,324	-	-
132105 York Information Centre - Long Service Leave and Annual Leave Accrual	-	-	-	-	-	-	-
50 - Annual Leave Accrual and LSL as per Wages Schedule	-	-	-	-	-	-	-
132148 Contribution to Information services	\$28,572	-	-	\$30,474	-	-	\$30,662
51 - Information Services - Stock for resale	-	\$10,000	-	-	\$10,000	-	-
51 - Coin Machine - purchase of coins/albums/capsules/freight	-	\$3,000	-	-	\$3,087	-	-
51 - Advertising	-	\$3,000	-	-	\$3,000	-	-
51 - Brochure Production costs	-	\$4,000	-	-	\$4,000	-	-
51 - Memberships	-	\$1,000	-	-	\$1,000	-	-
51 - Security services	-	-	-	-	-	-	-
51 - Information Services - Stationery	-	\$1,000	-	-	\$1,029	-	-
51 - Information Services - Operations - incl p'copy chgs, signage, racking	-	\$6,000	-	-	\$6,000	-	-
51 - Information Services - Telephones	-	\$1,300	-	-	\$1,338	-	-
51 - Information Services - Wi-Fi connection	-	\$1,174	-	-	\$1,208	-	-
51 - Rubbish/recycling charges	-	-	-	-	-	-	-
132149 Tourist Bureau-Bldg Mtce	\$1,251	-	-	\$4,528	-	-	\$1,459
63 - Electricity	-	\$4,528	-	-	\$1,459	-	-
132150 Festivals and Events Funding Pool	\$191,389	-	-	\$158,414	-	-	\$172,500
50 - Direct labour costs	-	\$2,464	-	-	-	-	-
40 - Labour overheads	-	\$3,450	-	-	-	-	-
51 - Carry forward unspent 15-16	-	-	-	-	-	-	-
51 - Ag Society Rural Ambassador Promotion	-	-	-	-	-	-	-
51 - Ag Society (incl ground hire)	-	-	-	-	-	-	-
51 - York Society Photographic Awards	-	-	-	-	-	-	-
51 - Cycle Clubs event funding	-	-	-	-	-	-	-
51 - Bicycling WA - Event Funding - Town Hall use & mobile toilets	-	-	-	-	-	-	-
51 - Motorcycle Events Funding	-	-	-	-	-	-	-
51 - Children's Street Christmas Party	-	-	-	-	-	-	-
51 - York Bazaar Long Table Event	-	-	-	-	-	-	-
51 - Festival Support	-	\$152,500	-	-	\$172,500	-	-
51 - Other expenditure relating to festival assistance	-	-	-	-	-	-	-
51 - Medieval Fayre - includes in-kind	-	-	-	-	-	-	-
51 - York Society Arts & Craft Awards - Contribution to hall hire	-	-	-	-	-	-	-
80 - Plant operation costs	-	-	-	-	-	-	-
132153 Christmas Decorations/Festivities - Shire Assistance	\$27,980	-	-	\$25,528	-	-	\$19,304
50 - Direct labour costs	-	\$8,970	-	-	\$6,395	-	-
40 - Labour overheads	-	\$12,558	-	-	\$9,209	-	-
51 - Materials and hire equipment	-	\$2,000	-	-	\$1,000	-	-
80 - Plant operation costs	-	\$2,000	-	-	\$2,700	-	-
132154 Banner Installation & Removal	\$1,215	-	-	\$5,677	-	-	\$2,017
50 - Direct labour costs	-	\$1,978	-	-	\$467	-	-
40 - Labour overheads	-	\$2,769	-	-	\$672	-	-
51 - Materials and contracts	-	\$529	-	-	\$545	-	-
80 - Plant operation costs	-	\$400	-	-	\$333	-	-
132156 Dry Season Community Resilience Events Expenses	\$54	-	-	-	-	-	-
132159 Grant Expenditure	\$7,697	-	-	\$9,345	-	-	-



# SHIRE OF YORK 2018/19 ANNUAL BUDGET

Descriptions	Est. Year End	Detail	Budget 2017-18		Budget 2018-19	
	30/06/2018		Income	Expenditure	Income	Expenditure
51 - Tourism WA Regional Visitors Centre funding	-	\$9,345	-	-	-	-
132160 Festivals and Events - Shire Assistance	-	-	-	-	-	\$20,982
50 - Direct labour costs	-	-	-	-	\$6,727	-
40 - Labour overheads	-	-	-	-	\$9,687	-
51 - Materials and contracts	-	-	-	-	\$1,000	-
80 - Plant operation costs	-	-	-	-	\$3,568	-
132199 Depreciation Expense	\$74	-	-	\$85	-	\$90
54 - Depreciation of assets	-	\$85	-	-	\$90	-
<b>Sub Total - TOURISM &amp; AREA PROMOTION OP/EXP</b>	<b>\$411,585</b>	<b>\$431,177</b>	-	<b>\$431,177</b>	<b>\$504,113</b>	<b>\$504,113</b>
<b>OPERATING INCOME</b>						
132270 Contributions & Reimbursements Taxable	(\$486)	-	(\$1,314)	-	(\$200)	-
04 - Provision for reimbursements	-	(\$1,194)	-	-	(\$100)	-
132271 Contributions & Reimbursements - Non-Taxable	(\$7,020)	-	-	-	-	-
04 - Provision for reimbursements	-	(\$119)	-	-	(\$100)	-
132252 Brochure Advertising Income	-	-	(\$5,151)	-	(\$5,000)	-
07 - Sale of advertising space - Information Brochures	-	(\$5,151)	-	-	(\$5,000)	-
132269 Government Grants	(\$10,000)	-	(\$10,000)	-	-	-
02 - Motorcycle Festival R4R	-	(\$10,000)	-	-	-	-
02 - Grant Hill Climb - Tourism WA	-	-	-	-	-	-
02 - Regional Visitor Centre Sustainability Grant - funds rec'd 15-16	-	-	-	-	-	-
132255 Events Application fees	(\$420)	-	-	-	(\$675)	-
07 - Fees and charges	-	-	-	-	(\$675)	-
132254 Fees and Charges	-	-	-	-	-	-
07 - Ticket sales	-	-	-	-	-	-
132248 Tourist Bureau Income	(\$19,465)	-	(\$20,000)	-	(\$20,000)	-
07 - Income from Information Services Sales	-	(\$20,000)	-	-	(\$20,000)	-
07 - Coin Machine - sale of collector coins	-	-	-	-	-	-
<b>Sub Total - TOURISM &amp; AREA PROMOTION OP/INC</b>	<b>(\$37,391)</b>	<b>(\$36,465)</b>	<b>(\$36,465)</b>	-	<b>(\$25,875)</b>	<b>(\$25,875)</b>
<b>Total - TOURISM &amp; AREA PROMOTION</b>	<b>\$374,194</b>	<b>\$394,713</b>	<b>(\$36,465)</b>	<b>\$431,177</b>	<b>\$478,238</b>	<b>\$504,113</b>
<b>BUILDING CONTROL</b>						
<b>OPERATING EXPENDITURE</b>						
133160 Building - Salaries	\$24,136	-	-	\$83,689	-	\$38,987
50 - Salaries as per Wages Schedule	-	\$83,689	-	-	\$38,987	-
133161 Building - Superannuation	(\$58)	-	-	\$12,135	-	\$5,653
50 - Super payments associated with 133160	-	\$12,135	-	-	\$5,653	-
133187 Engineering Advice	-	-	-	-	-	-
51 - Professional advice associated with building	-	-	-	-	-	-
133189 Vehicle Operating Expenses - Y000 & Y837	-	-	-	\$11,144	-	\$5,000
51 - Vehicle operating costs direct	-	\$11,144	-	-	\$5,000	-



# SHIRE OF YORK 2018/19 ANNUAL BUDGET

Descriptions	Est. Year End 30/06/2018	Detail	Budget 2017-18		Budget 2018-19	
			Income	Expenditure	Income	Expenditure
133190 Admin O/Head & Labour Costs	\$70,761	-	-	\$80,932	-	\$88,381
39 - Allocation for total admin costs incurred by Council, (from 42100)	-	\$80,932	-	-	\$88,381	-
133192 Building Control Expenses-Other	\$79,458	-	-	\$39,231	-	\$103,201
51 - Printing and stationery	-	\$1,582	-	-	\$1,628	-
51 - Signage	-	\$1,582	-	-	\$1,628	-
62 - Mobile phone charges	-	\$1,055	-	-	\$1,085	-
51 - Plan Stamps	-	\$257	-	-	\$264	-
51 - New Building License Envelopes	-	\$514	-	-	\$528	-
51 - Retrospective Building License Envelopes	-	\$205	-	-	\$211	-
51 - Australian Standards Subscription	-	\$1,403	-	-	\$1,444	-
51 - Building Costs Guide	-	\$893	-	-	\$919	-
51 - Building Codes online subscription and updates	-	\$3,078	-	-	\$3,167	-
50 - Training Conferences	-	\$5,135	-	-	\$5,284	-
51 - Equipment	-	\$527	-	-	\$543	-
51 - Scanning building files	-	\$5,000	-	-	\$1,500	-
51 - Building Consultants	-	\$18,000	-	-	\$85,000	-
51 - Swimming Pool inspection - 4 yrs	-	-	-	-	-	-
133195 Building Licence Refunds	\$80	-	-	\$128	-	\$131
51 - Refund of Building licence applications where required	-	\$128	-	-	\$131	-
133196 Legal Advice Building	-	-	-	\$14,086	-	\$5,000
51 - Legal advice related to Building Control disputes	-	\$4,086	-	-	\$5,000	-
51 - Provision for action to improve unsightly land	-	\$10,000	-	-	-	-
133186 DAIP Implementation Expenses	-	-	-	-	-	\$9,000
51 - Implement disabled access requirements	-	-	-	-	\$9,000	-
133199 Depreciation Expense	\$83	-	-	-	-	-
54 - Depreciation of assets	-	-	-	-	-	-
<b>Sub Total - BUILDING CONTROL OP/EXP</b>	<b>\$174,459</b>	<b>\$241,344</b>	-	<b>\$241,344</b>	<b>\$255,354</b>	-
<b>BUILDING CONTROL OP/INC</b>						
133204 Charges - Building Permits	(\$17,238)	-	(\$20,000)	-	(\$20,000)	-
07 - Income received from Building Licence applications	-	(\$20,000)	-	-	(\$20,000)	-
133205 Charges - Demolition Fees	(\$194)	-	(\$206)	-	(\$200)	-
07 - Fees received for Building Demolition permits	-	(\$206)	-	-	(\$200)	-
133206 Fees and Charges - Non-Taxable	(\$4,913)	-	(\$4,830)	-	(\$4,890)	-
07 - Swimming Pool fees collected through rates	-	(\$4,830)	-	-	(\$4,890)	-
133207 Bcif Commission	(\$272)	-	(\$300)	-	(\$300)	-
09 - Commission received from BCITF applied to licences issued over \$20K	-	(\$300)	-	-	(\$300)	-
133208 Signs/Hoardings Charges	-	-	(\$600)	-	-	-
07 - Income received from permits for signs and hoardings	-	(\$600)	-	-	-	-
133209 Sign Application Fee	-	-	(\$400)	-	-	-
07 - Income received from sign applications	-	(\$400)	-	-	-	-
133210 Building Fees Taxable	(\$930)	-	-	-	(\$500)	-
07 - Other Building fees	-	-	-	-	(\$500)	-
133211 Brb Commission	(\$480)	-	(\$500)	-	(\$500)	-





# SHIRE OF YORK 2018/19 ANNUAL BUDGET

Descriptions	Est. Year End 30/06/2018	Detail	Budget 2017-18		Budget 2018-19	
			Income	Expenditure	Income	Expenditure
09 - Commission received from BRB applied to all building licences	-	(\$500)	-	-	(\$500)	-
133215 Building Fines & Penalties	(\$571)		(\$100)	-		(\$100)
04 - Reimbursement of Building legal expenses incurred	-	(\$100)	-	-	(\$100)	-
133213 Reimbursements - Non-Taxable	-					
<b>Sub Total - BUILDING CONTROL OP/INC</b>	<b>(\$24,597)</b>	<b>(\$26,936)</b>	<b>(\$26,936)</b>	-	<b>(\$26,490)</b>	<b>(\$26,490)</b>
<b>Total - BUILDING CONTROL</b>	<b>\$149,862</b>	<b>\$214,408</b>	<b>(\$26,936)</b>	\$241,344	<b>\$228,864</b>	<b>(\$26,490)</b>
<b>ECONOMIC DEVELOPMENT</b>						
<b>OPERATING EXPENDITURE</b>						
138101 Old Infant Health - 5 Joaquina Street (Old York Telecentre)	\$2,434		-	\$961	-	\$2,468
50 - Direct labour costs	-	\$200	-	-	\$66	-
40 - Labour overheads	-	\$266	-	-	\$95	-
51 - Contribution CRC - Works in kind	-	-	-	-	-	-
51 - General maintenance	-	-	-	-	\$1,600	-
52 - Water	-	-	-	-	\$277	-
53 - Property insurance	-	\$445	-	-	\$430	-
80 - Plant operation costs	-	\$50	-	-	-	-
138150 York Economic Development Projects	\$18,000		-	\$20,000	-	\$20,000
51 - Economic Development Tourism Study - to include Caravan Park Feasibility Study	-	-	-	-	-	-
51 - Caravan Park Feasibility Study	-	-	-	-	-	-
51 - Multi-year Funding Agreement AVMMMA	-	-	-	-	\$18,000	-
51 - Projects as determined	-	\$20,000	-	-	\$2,000	-
138102 Sponsorships/Donations	-		-	-	-	-
Services	-	-	-	-	-	-
138104 Economic Development - Office Expenses	-	\$1,000	-	\$1,000	-	-
51 - Sundry office expenses	-	-	-	-	-	-
138160 Community/Economic Development Officer Salaries	\$68,531		-	\$78,840	-	\$80,798
50 - Salaries as per Wages Schedule	-	\$78,840	-	-	\$80,798	-
138161 Community Development Officer Superannuation	\$10,760		-	\$11,432	-	\$11,716
50 - Superannuation as per Wages Schedule	-	\$11,432	-	-	\$11,716	-
138162 CDO Provision for Long Service Leave	-		-	\$1,971	-	\$2,020
50 - Annual Leave Accrual and LSL as per Wages Schedule	-	\$1,971	-	-	\$2,020	-
<b>Sub Total - ECONOMIC DEVELOPMENT OP/EXP</b>	<b>\$99,725</b>	<b>\$114,204</b>	-	<b>\$114,204</b>	<b>\$117,001</b>	-
<b>OPERATING INCOME</b>						
<b>Sub Total - ECONOMIC DEVELOPMENT OP/INC</b>	-	-	-	-	-	-
<b>Total - ECONOMIC DEVELOPMENT</b>	<b>\$99,725</b>	<b>\$114,204</b>	-	<b>\$114,204</b>	<b>\$117,001</b>	-
<b>OTHER ECONOMIC SERVICES</b>						



# SHIRE OF YORK 2018/19 ANNUAL BUDGET

Descriptions	Est. Year End 30/06/2018	Detail	Budget 2017-18		Budget 2018-19	
			Income	Expenditure	Income	Expenditure
<b>OPERATING EXPENDITURE</b>						
139142 Standpipes Water/Maintenance	\$3,591		-	\$6,494	-	\$5,621
50 - Direct labour costs	-	\$69	-	-	\$665	-
40 - Labour overheads	-	\$97	-	-	\$957	-
51 - Supply & install limiting valves - Ham Sdg/Burges S/pipes	-					
80 - Plant operation costs	-				-	
51 - Materials and contracts incl. Compliance Certificates	-	\$6,328	-	-	\$4,000	-
139143 Standpipes-Water	\$75,619		-	\$40,000	-	\$70,000
52 - Water	-	\$40,000	-	-	\$70,000	-
139144 Community Bus Operation	\$4,592		-	\$7,000	-	\$6,685
50 - Direct labour costs	-	-	-	-	\$165	-
40 - Labour overheads	-	-	-	-	\$237	-
51 - Materials and contracts	-	\$6,724	-	-	\$6,000	-
51 - Rubbish/recycling charges	-	-	-	-	-	-
53 - Insurance	-	\$276	-	-	\$284	-
139199 Depreciation Expense	\$7,908		-	\$8,146	-	\$8,964
54 - Depreciation of assets	-	\$8,146	-	-	\$8,964	-
<b>Sub Total - OTHER ECONOMIC SERVICES OP/EXP</b>	<b>\$91,711</b>	<b>\$61,640</b>	-	<b>\$61,640</b>	<b>\$91,271</b>	-
<b>OPERATING INCOME</b>						
139255 Charges-Extractive Industry Licence	-		-	-	-	-
07 - Income received from Extractive Industry licences	-	-	-	-	-	-
139256 Charges-Sale Water	(\$35,901)		(\$40,000)	-	(\$70,000)	-
07 - Income received from water sold from Council-owned standpipes	-	(\$40,000)	-	-	(\$70,000)	-
139254 Government Grants - Other Economic Services	-		(\$70,000)	-	-	-
03 - Grant funding - subject to application	-	(\$70,000)	-	-	-	-
139259 Community Bus Income	(\$4,629)		(\$7,000)	-	(\$6,685)	-
07 - Income received from the hire of the Community Bus - excess income to be transferred to reserve.	-	(\$7,000)	-	-	(\$6,685)	-
<b>Sub Total - OTHER ECONOMIC SERVICES OP/INC</b>	<b>(\$40,530)</b>	<b>(\$117,000)</b>	<b>(\$117,000)</b>	-	<b>(\$76,685)</b>	-
<b>Total - OTHER ECONOMIC SERVICES</b>	<b>\$51,182</b>	<b>(\$55,360)</b>	<b>(\$117,000)</b>	<b>\$61,640</b>	<b>\$14,585</b>	<b>(\$76,685)</b>
<b>Total - ECONOMIC SERVICES</b>	<b>\$675,503</b>	<b>\$677,066</b>	<b>(\$180,401)</b>	<b>\$857,467</b>	<b>\$845,189</b>	<b>(\$129,050)</b>
<b>PRIVATE WORKS</b>						
<b>OPERATING EXPENDITURE</b>						
141001 Various Private Works	\$2,326		-	\$13,075	-	-



# SHIRE OF YORK 2018/19 ANNUAL BUDGET

Descriptions	Est. Year End 30/06/2018	Detail	Budget 2017-18		Budget 2018-19	
			Income	Expenditure	Income	Expenditure
50 - Direct labour costs	-	\$2,703	-	-	-	-
40 - Labour overheads	-	\$3,784	-	-	-	-
51 - Materials and contracts	-	\$3,000	-	-	-	-
80 - Plant operation costs	-	\$3,588	-	-	-	-
<b>Sub Total - PRIVATE WORKS OP/EXP</b>	<b>\$2,326</b>	<b>\$13,075</b>	-	\$13,075	-	-
<b>OPERATING INCOME</b>						
142021 Charges-Private Works	(\$2,616)		(\$20,000)	-	-	-
07 - Income received from the undertaking of private works	-	(\$20,000)	-	-	-	-
<b>Sub Total - PRIVATE WORKS OP/INC</b>	<b>(\$2,616)</b>	<b>(\$20,000)</b>	<b>(\$20,000)</b>	-	-	-
<b>Total - PRIVATE WORKS</b>	<b>(\$290)</b>	<b>(\$6,925)</b>	<b>(\$20,000)</b>	\$13,075	-	-
<b>PUBLIC WORKS OVERHEADS</b>						
<b>OPERATING EXPENDITURE</b>						
001064 Less Allocated-Works/Services	(\$764,685)		-	(\$915,008)	-	(\$926,017)
40 - Overheads allocated	-	(\$915,008)	-	-	(\$926,017)	-
143158 Admin O/Head & Labour Costs	\$274,198	-	-	\$313,610	-	\$298,286
39 - Allocation for total admin costs incurred by Council, (from 42100)	-	\$313,610	-	-	\$298,286	-
143160 Engineering Office/Other Exp	\$15,177		-	\$29,269	-	\$25,875
51 - General expenses	-	\$2,568	-	-	\$2,642	-
51 - Software	-	\$500	-	-	\$500	-
51 - IT Support & computer maintenance	-	\$500	-	-	\$500	-
51 - General office expenses	-	\$5,000	-	-	\$5,000	-
51 - Footpath Plan	-	-	-	-	-	-
51 - Colour Printer plus toners	-	\$1,000	-	-	\$1,000	-
51 - RAMMS System maintenance	-	\$5,000	-	-	\$5,000	-
51 - Road and Access Infr Asset Plan Development	-	\$5,000	-	-	-	-
51 - Infrastructure valuations	-	-	-	-	-	-
51 - Safety Equipment upgrades	-	\$3,500	-	-	\$3,500	-
51 - Roman Road Mgmt System Annual Subscription	-	\$6,201	-	-	\$7,733	-
143161 Superannuation Of Workmen	\$105,127		-	\$120,287	-	\$121,820
50 - Superannuation payments as per Wages Schedule - outside staff	-	\$120,287	-	-	\$121,820	-
143162 Sick/Holiday Pay	\$142,487		-	\$124,170	-	\$174,898
50 - Holiday pay as per Wages Schedule	-	\$77,113	-	-	\$131,638	-
50 - Sick pay as per Wages Schedule	-	\$15,686	-	-	\$14,420	-
50 - Public Holidays as per Wages Schedule	-	\$31,371	-	-	\$28,840	-
143164 Protective Clothing	\$5,180		-	\$7,235	-	\$7,500
50 - Provision for purchase of protective clothing and safety equipment	-	\$7,235	-	-	\$7,500	-
143167 Meeting Attendance	\$7,760		-	\$7,718	-	\$8,445
50 - Direct labour costs	-	\$7,718	-	-	\$7,300	-



# SHIRE OF YORK 2018/19 ANNUAL BUDGET

Descriptions	Est. Year End 30/06/2018	Detail	Budget 2017-18		Budget 2018-19	
			Income	Expenditure	Income	Expenditure
51 - Materials and contracts	-	-	-	-	\$1,145	-
143168 Safety Management	\$6,190		-	\$2,158		\$11,548
50 - Direct labour costs	-	\$104	-	-	\$7,300	-
51 - Provision for OHS and related matters incl. First Aid kits	-	\$2,054	-	-	\$4,249	-
143171 Staff Training	\$657		-	\$9,283		-
50 - Direct labour costs	-	\$9,283	-	-	-	-
51 - Materials & Contracts	-	-	-	-	-	-
143172 Service Pay-Workmen	\$16,781		-	\$25,935		\$25,538
50 - Service pay allowance	-	\$8,489	-	-	\$7,800	-
50 - Safety Bonus as per agreement	-	\$4,400	-	-	\$4,400	-
50 - Adverse working allowance	-	\$13,046	-	-	\$13,338	-
143173 Eng Consultant/Surveying Fee	-		-	\$10,270		-
51 - Materials and contracts	-		-			-
51 - Provision for professional engineering services and/or consultancy, accommodation etc	-	\$10,270	-	-	-	-
143175 Sundry Tools Purchase	\$3,487		-	\$2,465		\$2,500
51 - Purchase of sundry tools and other minor equipment	-	\$2,465	-	-	\$2,500	-
143178 Long Service Leave	\$11,402		-	\$4,505		\$3,838
50 - Annual provision for LSL accruals	-	\$4,505	-	-	\$3,838	-
143179 Insurance	\$56,849		-	\$74,350		\$59,185
53 - Public Liability	-	\$22,936	-	-	\$22,500	-
50 - Workers' Compensation	-	\$50,461	-	-	\$35,703	-
53 - Personal Accident	-	\$743	-	-	\$765	-
53 - Transit	-	\$210	-	-	\$216	-
143180 Time In Lieu Taken	(\$276)		-	-	-	-
50 - TIL entitlements accrued by Works staff	-	-	-	-	-	-
143181 Works Supervision Salaries	\$137,084		-	\$146,209		\$142,908
50 - Salaries as per Wages Schedule	-	\$146,209	-	-	\$142,908	-
143182 Vehicle Operating Expenses Works P168, P134, P136	\$19,062		-	\$16,072		\$17,744
51 - Materials and contracts	-	\$14,378	-	-	\$16,000	-
53 - Insurance	-	\$704	-	-	\$725	-
57 - Other expenditure	-	\$991	-	-	\$1,019	-
143183 Shire Engineer Vehicle Mtce	\$6,787		-	\$6,472		\$7,243
51 - Parts and repairs including fuel and oil P166	-	\$5,750	-	-	\$6,500	-
53 - Insurance	-	\$276	-	-	\$284	-
57 - Other expenditure	-	\$446	-	-	\$459	-
143199 Depreciation	\$16,489		-	\$15,000		\$18,691
54 - Depreciation of assets	-	\$15,000	-	-	\$18,691	-
<b>Sub Total - PUBLIC WORKS O/HEADS OP/EXP</b>	<b>\$59,756</b>	<b>(\$0)</b>	-	<b>(\$0)</b>	<b>(\$0)</b>	<b>(\$0)</b>
<b>OPERATING INCOME</b>						
143214 Rent Received Engineer's House	-	-	-	-	-	-
07 - Rent received for Osnaburg Rd residence	-	-	-	-	-	-
143293 Reimbursements Non-Taxable Supply	(\$44,205)	-	(\$14,000)	-	-	(\$12,000)



# SHIRE OF YORK 2018/19 ANNUAL BUDGET

Descriptions	Est. Year End 30/06/2018	Detail	Budget 2017-18		Budget 2018-19	
			Income	Expenditure	Income	Expenditure
04 - Staff trainee subsidy	-	-	-	-	-	-
04 - Diesel fuel rebate	-	(\$14,000)	-	-	(\$12,000)	-
143294 Reimbursement Taxable Supply	(\$3,659)	-	-	-	-	-
143297 Sundry Equipment Sales	(\$205)	-	(\$100)	-	(\$100)	-
07 - Fees and charges - Sale of Scrap	-	(\$100)	-	-	(\$100)	-
<b>Sub Total - PUBLIC WORKS O/HEADS OP/INC</b>	<b>(\$48,069)</b>	<b>(\$14,100)</b>	<b>(\$14,100)</b>	-	<b>(\$12,100)</b>	<b>(\$12,100)</b>
<b>Total - PUBLIC WORKS OVERHEADS</b>	<b>\$11,686</b>	<b>(\$14,100)</b>	<b>(\$14,100)</b>	<b>(\$0)</b>	<b>(\$12,100)</b>	<b>(\$0)</b>
<b>PLANT OPERATIONS COSTS</b>						
<b>OPERATING EXPENDITURE</b>						
001084 Less Allocated-Works/Services	(\$435,328)	-	-	(\$545,321)	-	(\$463,494)
80 - Plant overheads and depreciation recovered	-	(\$545,321)	-	-	(\$463,494)	-
014203 Plant Repair Wages	\$64,614	-	-	\$8,345	-	\$59,065
50 - Direct labour costs	-	\$3,477	-	-	\$24,207	-
40 - Labour overheads	-	\$4,868	-	-	\$34,858	-
014204 Tyres And Tubes	\$15,412	-	-	\$21,095	-	\$21,706
51 - Purchase of tyres and tubes for Council's fleet allocated to plant number	-	\$21,095	-	-	\$21,706	-
014205 Parts And Repairs	\$103,975	-	-	\$92,252	-	\$94,927
51 - Purchase of parts and mechanical repairs for Council's fleet	-	\$92,252	-	-	\$94,927	-
014206 Insurance And Licences	\$16,908	-	-	\$22,263	-	\$22,706
53 - Insurance	-	\$14,763	-	-	\$15,206	-
57 - Licences	-	\$7,500	-	-	\$7,500	-
014207 Fuel And Oil	\$77,790	-	-	\$126,567	-	\$120,000
51 - Purchase of fuels and oils for Council's fleet	-	\$126,567	-	-	\$120,000	-
014209 Grader Blades And Cutting Edges	-	-	-	\$3,328	-	\$3,425
51 - Grader Blades	-	\$3,328	-	-	\$3,425	-
142102 General Administration Alloc	\$17,690	-	-	\$20,233	-	\$22,095
39 - Allocation for total admin costs incurred by Council, (from 42100)	-	\$20,233	-	-	\$22,095	-
142101 Depreciation	\$103,508	-	-	\$250,000	-	\$118,296
54 - Depreciation of assets	-	\$250,000	-	-	\$118,296	-
142807 Tools For Plant Maintenance	-	-	-	\$1,238	-	\$1,274
51 - Purchase of tools used for maintenance on Council's fleet	-	\$1,238	-	-	\$1,274	-
<b>Sub Total - PLANT OPERATIONS COSTS OP/EXP</b>	<b>(\$35,431)</b>	<b>\$0</b>	-	<b>\$0</b>	-	<b>\$0</b>
<b>Total - PLANT OPERATIONS COSTS</b>	<b>(\$35,431)</b>	<b>\$0</b>	-	<b>\$0</b>	-	<b>\$0</b>
<b>MATERIALS AND STOCK</b>						
<b>OPERATING EXPENDITURE</b>						



# SHIRE OF YORK 2018/19 ANNUAL BUDGET

Descriptions	Est. Year End 30/06/2018	Detail	Budget 2017-18		Budget 2018-19	
			Income	Expenditure	Income	Expenditure
1100 Opening Stock	-		-	\$2,308	-	\$3,875
1088 Material Purchases	-		-	\$126,567	-	\$120,000
1099 Less Material Allocated	-		-	(\$125,000)	-	(\$130,000)
1100 Closing Stock	-		-	(\$3,875)	-	\$6,125
<b>Sub Total - MATERIALS AND STOCK</b>	-	-	-	-	-	-
<b>Total - MATERIALS AND STOCK</b>	-	-	-	-	-	-
<b>SALARIES AND WAGES</b>						
<b>OPERATING EXPENDITURE</b>						
001101 Gross Total For Year	\$2,894,414		-	\$3,342,060	-	\$3,418,466
50 - Total salaries and wages payable to all staff	-	\$3,342,060	-	-	\$3,418,466	-
001102 Less Salaries & Wages Alloc	(\$2,877,949)		-	(\$3,342,060)	-	(\$3,418,466)
50 - Total salaries and wages payable to all staff reallocated to other sub-program salaries and wages accounts	-	(\$3,342,060)	-	-	(\$3,418,466)	-
001103 Unallocated Salaries & Wages	-		-	-	-	-
50 - Provision for allocation errors of salaries and wages	-		-	-	-	-
145141 Workers Compensation	-	-	-	\$5,000	-	\$5,000
50 - Salaries and wages paid to staff on W/C related leave	-	\$5,000	-	-	\$5,000	-
145250 Reimbursements-Workers Comp	-	-	-	(\$5,000)	-	(\$5,000)
04 - Salaries and wages paid to staff on W/C related leave	-	(\$5,000)	-	-	(\$5,000)	-
<b>Sub Total - SALARIES AND WAGES OP/EXP</b>	\$16,465	-	-	-	(\$5,000)	\$5,000
<b>Total - SALARIES AND WAGES</b>	\$16,465	-	-	-	(\$5,000)	\$5,000
<b>OPERATING EXPENDITURE</b>						
144181 Property Transaction Settlement Costs	\$2,918		-	\$5,000	-	\$55,115
51 - Settlement costs for sale of Council land	-	\$3,000	-	-	\$49,115	-
51 - Valuation fees	-	\$2,000	-	-	\$6,000	-
146111 Loan Redemption Interest - Lot 25 & 27 South St	-					
146170 General Maintenance - Lots 2-6 Avon Tce	-	-	-	\$500	-	\$500
51 - Materials and contracts	-	\$500	-	-	\$500	-
146167 Local Disaster-Fire/Flood Etc	\$76		-	-	-	-
57 - Other expenditure	-	-	-	-	-	-
146171 Housing Mtce - Other Rentals	\$12,630		-	\$26,500	-	\$16,339
50 - Direct labour costs	-	\$5,000	-	-	\$724	-
40 - Labour overheads	-	\$7,000	-	-	\$1,042	-
51 - Materials and contracts	-	\$5,000	-	-	\$5,000	-
51 - Garden maintenance expenses	-	-	-	-	-	-
52 - Water	-	\$1,000	-	-	\$965	-



# SHIRE OF YORK 2018/19 ANNUAL BUDGET

Descriptions	Est. Year End	Detail	Budget 2017-18		Budget 2018-19		
	30/06/2018		Income	Expenditure	Income	Expenditure	
53 - Insurance	-	\$2,500	-	-	\$2,500	-	
57 - Other expenditure, Rates etc	-	\$6,000	-	-	\$6,108	-	
146199 Depreciation	\$14,614			\$16,500		\$16,500	
54 - Depreciation of assets	-	\$16,500			\$16,500		
146172 Sundry Expenditure - Other Leases	\$21,761			\$3,890		\$25,687	
53 - Insurance	-	\$890					
52 - Water					\$687		
51 - Materials and contracts	-	\$3,000	-	-	\$25,000	-	
<b>Sub Total - UNCLASSIFIED OP/EXP</b>	<b>\$51,999</b>	<b>\$52,390</b>	-	\$52,390	<b>\$114,141</b>	-	
<b>OPERATING INCOME</b>							
146274 Other-Lease Reserve	(\$2,644)		-	-		-	
07 - Lease income received	-		-	-		-	
146267 Local Disaster - Donations & Contributions	-		-	-		-	
03 - Disaster Contributions	-	-	-	-	-	-	
146276 Sundry Income Non-Taxable Supply	-		-	-		-	
146277 Grants Operating - Unclassified	(\$1,350)		-	-		-	
146278 Property Transaction Settlement Costs	(\$214)		-	-		-	
146271 Housing Rent Received	(\$19,300)		(\$27,851)	-		(\$7,800)	
07 - Rent Income - Other rentals	-	(\$27,851)	-	-	(\$7,800)	-	
<b>Sub Total - UNCLASSIFIED OP/INC</b>	<b>(\$23,507)</b>	<b>(\$27,851)</b>	<b>(\$27,851)</b>	-	<b>(\$7,800)</b>	<b>(\$7,800)</b>	
<b>Total - UNCLASSIFIED</b>	<b>\$28,492</b>	<b>\$24,539</b>	<b>(\$27,851)</b>	\$52,390	<b>\$106,341</b>	<b>(\$7,800)</b>	
<b>Total - OTHER PROPERTY AND SERVICES</b>	<b>\$20,923</b>	<b>\$3,513</b>	<b>(\$61,951)</b>	\$65,465	<b>\$94,241</b>	<b>(\$24,900)</b>	
<b>EXPENDITURE - TRANSFERS TO RESERVE</b>							
Interest Earned on Reserve	-	\$38,191		\$38,191	\$40,000	\$40,000	
043143 Transfer To Reserve Funds	\$29,112		-	\$20,000		\$30,000	
59 - Interest earned - Archives Reserve 37	-	-	-	-	-	-	
59 - Interest earned - Leave Reserve 6	-		-	-		-	
59 - Transfer Leave entitlements	-	\$20,000	-	-		-	
59 - Interest earned - Building Reserve 30	-		-	-		-	
59 - Transfer to Building Reserve 30	-				-		
59 - Transfer to Building Reserve 30 - Future contribution to York Ag Society Storage - \$30,000 for 18/19 and \$30,000 19/20					\$30,000		
59 - Interest earned - Strategic Planning Reserve 43	-		-	-		-	
068301 Transfer To Reserve - Aged Facilities	\$4,182		-	-		\$4,502	
59 - Interest earned - Pioneer Memorial Lodge	-		-	-		-	
59 - Interest earned - Centennial Gardens Reserve	-		-	-	\$4,502	-	
101375 Transfer To Reserve - Refuse Site	\$3,205		-	-		-	
59 - Interest earned - Refuse Site Reserve	-		-	-		-	



# SHIRE OF YORK 2018/19 ANNUAL BUDGET

Descriptions	Est. Year End 30/06/2018	Detail	Budget 2017-18		Budget 2018-19	
			Income	Expenditure	Income	Expenditure
59 - Operating Profit transferred to Refuse Site Development Reserve	-		-	-	-	-
106301 Transfer To Reserve - Town Planning	\$2,356		-	-	-	-
59 - Interest earned - Town Planning Reserve	-		-	-	-	-
59 - Transfer to Town Planning Reserve	-		-	-	-	-
59 - Interest earned - Industrial Land Reserve	-		-	-	-	-
109390 Transfer To Reserve - Cemetery	\$88		-	-	-	-
59 - Interest earned - York Cemetery Reserve	-		-	-	-	-
113351 Transfer To Reserve - Bowling Facilities	\$214		-	\$4,000	-	\$3,500
59 - Transfer to Reserve - Forrest Oval Surfaces - Bowls - Green fees received 50%	-	\$4,000	-	-	\$3,500	-
59 - Interest earned - Bowling Greens	-		-	-	-	-
59 - Transfer to Reserve - Bowls Lights 50% income	-		-	-	-	-
113352 Transfer To Reserve - Tennis Facilities	\$31		-	\$2,000	-	\$750
59 - Transfer to Reserve - Forrest Oval Surfaces - Tennis - Green fees received 50%	-	\$2,000	-	-	\$750	-
59 - Interest earned - Tennis Greens	-		-	-	-	-
59 - Transfer to Reserve - Tennis Lights 50% income	-		-	-	-	-
113350 Transfer To Reserve - Forrest Oval Lights	\$65		-	\$2,000	-	\$1,000
59 - Transfer to Reserve - Forrest Oval Lights 50% income	-	\$2,000	-	-	\$1,000	-
59 - Interest earned - Forrest Oval Lights Reserve 51	-		-	-	-	-
113304 Transfer To Reserve	\$493		-	\$100,000	-	\$100,000
59 - Interest earned - Avon River Reserve 9	-	\$100,000	-	-	\$100,000	-
59 - Interest earned - Recreation Reserve 8	-		-	-	-	-
59 - Interest earned - POS Reserve 23	-		-	-	-	-
59 - Interest earned - RSL Memorial Reserve 46	-		-	-	-	-
112305 Transfer To Reserve Funds	\$250,000					
59 - Transfer to Recreation Reserve 8 - to fund Swimming Pool upgrades 19/20	-					
118303 Transfer To Reserve Funds	\$106		-	-	-	-
59 - Interest earned - Residency Museum 26	-		-	-	-	-
127308 Transfer To Plant Reserve 4	\$140,717		-	-	-	-
59 - Interest earned - Plant Reserve 4	-		-	-	-	-
59 - Plant Reserve operating contribution	-		-	-	-	-
144381 Transfer To Land & Infrastructure Development Reserve	\$41,676		-	\$40,000	-	\$40,000
59 - Interest earned - Land and Infrastructure Development Reserve 50	-		-	-	-	-
59 - Transfer proceeds from sale of Lots 1-3 and 301 Avon Tce	-		-	-	-	-
59 - Transfer proceeds from sale of Lot 56 Cnr Panmure Rd & Lincoln St	-		-	-	-	-
59 - Transfer proceeds from sale of Dinsdale St house	-		-	-	-	-
59 - Transfer to Land & Infrastructure Reserve	-	\$40,000	-	-	\$40,000	-
146301 Transfer To Reserve	\$50,524		-	-	-	-
59 - Interest earned - Greenhills Townsite Reserve 47	-		-	-	-	-
59 - Transfer to Buildings Reserve - to fund demolition of Old Tennis Courts and Old CRC Building in 2018/19	-		-	-	-	-
122405 Transfer To Reserve	\$1,604		-	\$139,000	-	\$419,000
59 - Interest earned - Main Street (CBD) 42	-	\$139,000	-	-	-	-
59 - Transfer to Main Street Reserve 42	-	-	-	-	\$139,000	-
59 - Interest earned - Roads Reserve 49	-		-	-	-	-
59 - Transfer to Roads reserve	-		-	-	\$280,000	-
128301 Transfer To Car Parking Reserve 27	\$310		-	-	-	-





# SHIRE OF YORK 2018/19 ANNUAL BUDGET

Descriptions	Est. Year End 30/06/2018	Detail	Budget 2017-18		Budget 2018-19	
			Income	Expenditure	Income	Expenditure
59 - Transfers to reserve - Settlers - 70 bays	-		-	-	-	-
59 - Interest earned - Carparking Reserve	-		-	-	-	-
139502 Transfer To Community Bus Reserve 24	\$1,465		-	-	-	-
59 - Interest earned - Community Bus Reserve	-		-	-	-	-
59 - Community Bus transfer (operating profit)	-	-	-	-	-	-
133302 Transfer To Disaster Reserve 35	\$584		-	-	-	-
59 - Interest earned - Disaster Reserve	-		-	-	-	-
<b>Sub Total - TRANSFER TO OTHER COUNCIL FUNDS</b>	<b>\$526,733</b>	<b>\$345,191</b>	-	<b>\$345,191</b>	<b>\$638,752</b>	<b>\$638,752</b>
<b>INCOME - TRANSFERS FROM RESERVE</b>						
041428 Transfer Of Seavroc Funds From Tied Funds Reserve	-		-	-	-	-
10 - SEAVROC Awareness Training	-	-	-	-	-	-
10 - SEAVROC You're Welcome project	-	-	-	-	-	-
10 - Tfr from Tied Funds Reserve (40) Bridge Upgrades Funding	-	-	-	-	-	-
044050 Transfer From Reserve - Governance / Admin	-	-	-	-	(\$25,000)	-
10 - Reserve 37 Archives - Records Management - Compactus & safe	-	-	-	-	-	-
10 - Transfer from Leave Reserve 6	-	-	-	-	-	-
10 - Strategic Planning	-	-	-	-	-	-
10 - Transfer from Building Reserve (30) Demolish Old Infant Health Centre	-	-	-	-	(\$25,000)	-
067401 Transfer From Reserve -Centennial Units	-	-	(\$16,707)	-	-	-
10 - Operating loss of Centennial Units	-	(\$16,707)	-	-	-	-
068401 Transfer From Reserve Pml	-	-	-	-	-	-
10 - Operating loss of Pioneer Memorial Lodge	-	-	-	-	-	-
10 - Renewals	-	-	-	-	-	-
101427 Transfer From Reserve - Waste Management	-	-	-	-	-	-
10 - Transfer funds to repay SEAVROC Shires see 101105	-	-	-	-	-	-
10 - Fencing at Waste Transfer Station - from Waste Mgmt Reserve	-	-	-	-	-	-
10 - Operating Loss for Waste Transfer Station	-	-	-	-	-	-
106426 Trans From Reserve	-	-	-	-	-	-
10 - TPS Scheme Review from Reserve 7 CLOSE	-	-	-	-	-	-
109403 Transfer From Reserve 44	-	-	-	-	-	-
10 - Cemetery upgrade - extra graves, internal roads etc - Niche Wall CLOSE	-	-	-	-	-	-
112401 Transfer From Rec Reserve or Building Reserve	-	-	-	-	-	-
10 -Transfer NEED TO ALLOCATE FUNDS TO CORRECT RESERVE	-	-	-	-	-	-
127401 Transfer From Reserve Plant Replacement	-	-	(\$100,000)	-	-	-
10 - Transfer from Plant Replacement Reserve	-	(\$100,000)	-	-	-	-
134001 Transfers From Infrastructure Reserve 50	-	-	-	-	-	-
10 - Transfer from RSL Reserve - Flag Poles	-	-	-	-	-	-
146401 Transfer From Reserve Land Development Reserve	(\$25,000)	-	-	-	-	-
10 - Forrest Oval redevelopment - from Land & Infra Reserve 50	-	-	-	-	-	-
122504 Transfer From Reserve - Greenhills Projects	-	-	-	-	-	-
10 - Greenhills Townsite Redev. Reserve 47	-	-	-	-	-	-
122503 Transfer From Reserve - Roads Reserve 49	-	-	-	-	-	-
10 - Transfer from Road Reserve 49	-	-	-	-	-	-



# SHIRE OF YORK 2018/19 ANNUAL BUDGET

Descriptions	Est. Year End 30/06/2018	Detail	Budget 2017-18		Budget 2018-19	
			Income	Expenditure	Income	Expenditure
122505 Transfer From Reserve - Main Street Reserve 42	-	-	-	-	-	-
Transfer From Reserve - Main Street Reserve 42	-	-	-	-	-	-
128403 Transfer From Carparking Reserve	-	-	-	-	-	-
10 - Car Parking upgrades - From Carparking Reserve 27	-	-	-	-	-	-
139403 Tfr from Community Bus Reserve	-	-	(\$60,000)	-	-	-
10 - From Community Bus Reserve 24	-	(\$60,000)	-	-	-	-
<b>Total - TRANSFER FROM OTHER COUNCIL FUNDS</b>	<b>(\$25,000)</b>	<b>(\$176,707)</b>	<b>(\$176,707)</b>	-	<b>(\$25,000)</b>	<b>(\$25,000)</b>
<b>Total - FUND TRANSFER</b>	<b>\$501,733</b>	<b>\$168,484</b>	<b>(\$176,707)</b>	<b>\$345,191</b>	<b>\$613,752</b>	<b>(\$25,000)</b>
000000 (Surplus) / Deficit - Carried Forward	(\$1,975,513)	-	(\$1,182,214)	-	(\$2,094,197)	(\$2,094,197)
Town Hall carry forward		(\$168,170)				
Swimming Pool carry forward		(\$75,000)				
Town Planning Review carry forward		(\$150,000)				
Advance Financial Assistance grants received June 2018		(\$769,489)				
Roads to Recovery Funding received - Projects carried forward		-				
Age Friendly Community Plan		(\$19,555)				
000000 Less Rates in Advance			-	-		-
<b>Sub Total - SURPLUS C/FWD</b>	<b>(\$1,975,513)</b>	<b>(\$1,182,214)</b>	<b>(\$1,182,214)</b>	-	<b>(\$2,094,197)</b>	<b>(\$2,094,197)</b>
<b>Total - SURPLUS</b>	<b>(\$1,975,513)</b>	<b>(\$1,182,214)</b>	<b>(\$1,182,214)</b>	-	<b>(\$2,094,197)</b>	<b>(\$2,094,197)</b>
<b>LIABILITY LOANS</b>						
<b>EXPENDITURE</b>						
146311 Principal On Loans - Town Square Development	-	-	-	\$56,423	-	-
59 - Loan 67 Old Convent School - Reclassified to Sch 11	-	\$56,423	-	-	-	-
111303 Principal On Loans	\$56,423	-	-	-	-	\$458,295
59 - Loan 67 Old Convent School	-	-	-	-	\$58,295	-
59 - Loan 67 Old Convent School - Proceeds from sale to repay loan	-	-	-	-	\$400,000	-
113308 Loan Redemption Principal - Forrest Oval Redevelopment	\$98,998	-	-	\$98,999	-	\$354,774
59 - Forrest Oval Redevelopment Stage 1 - Loan 62	-	\$50,266	-	-	\$53,482	-
59 - Forrest Oval Redevelopment Stage 2 - Loan 63	-	-	-	-	\$20,037	-
59 - Forrest Oval Redevelopment Stage 2 - Proceeds from Sale of Tennis Courts - Full Pay out of Loan 63	-	\$19,037	-	-	\$195,503	-
59 - New Forrest Oval Facilities Loan 64	-	\$29,696	-	-	\$31,255	-
59 - New Forrest Oval Facilities - Proceeds from Sale of Tennis Courts - Part payment to Loan 64	-	-	-	-	\$54,497	-
118311 Principal Repayments - Archive Centre	\$11,962	-	-	\$11,962	-	\$12,556
59 - Archives Facility - Loan 65	-	\$11,962	-	-	\$12,556	-
127305 Loan Principal Repayments - Plant Purchases	\$46,954	-	-	\$46,953	-	\$48,297
59 - Loan 66 Principal repayment for purchase of plant	-	\$46,953	-	-	\$48,297	-
<b>Sub Total - LOAN REPAYMENTS</b>	<b>\$214,337</b>	<b>\$214,337</b>	-	<b>\$214,337</b>	<b>\$873,922</b>	<b>\$873,922</b>



# SHIRE OF YORK 2018/19 ANNUAL BUDGET

Descriptions	Est. Year End 30/06/2018	Detail	Budget 2017-18		Budget 2018-19	
			Income	Expenditure	Income	Expenditure
<b>INCOME</b>						
<b>Sub Total - LOANS RAISED</b>	-	-	-	-	-	-
<b>Total - NON CURRENT LIABILITIES</b>	<b>\$214,337</b>	<b>\$214,337</b>	-	\$214,337	<b>\$873,922</b>	\$873,922
000000 Depreciation Written Back	(\$2,562,387)	(\$2,444,360)	-	(\$2,444,360)	(\$2,441,786)	(\$2,441,786)
000000 Profit/Loss on Sale of Assets Written Back	-	-	-	-	-	-
000000 Book Value of Assets Sold Written Back	(\$65,389)	(\$760,102)	-	(\$760,102)	(\$1,481,011)	(\$1,481,011)
000000 Long Service Leave - Cash at Bank Reserve 6 (increase)/decrease	(\$28,077)	-	-	-	-	-
000000 Deferred Pensioner Rates Non-current increase/(decrease)	-	-	-	-	-	-
000000 Accrued Leave Provisions Non-current (increase)/decrease	-	-	-	-	-	-
<b>Sub Total - DEPRECIATION WRITTEN BACK</b>	<b>(\$2,655,853)</b>	<b>(\$3,204,462)</b>	-	(\$3,204,462)	<b>(\$3,922,797)</b>	(\$3,922,797)
<b>Total - DEPRECIATION</b>	<b>(\$2,655,853)</b>	<b>(\$3,204,462)</b>	-	(\$3,204,462)	<b>(\$3,922,797)</b>	(\$3,922,797)
<b>FURNITURE &amp; EQUIPMENT</b>						
<b>GOVERNANCE</b>						
<b>CAPITAL EXPENDITURE</b>						
043142 Furniture & Equipment Admin	-	-	-	\$10,000	-	\$45,000
Laptop computers with software x 2	-	\$5,000	-	-	\$5,000	-
Office Furniture	-	\$5,000	-	-	\$5,000	-
Fireproofing of Safe as per Audit and Recordskeeping Plan C/fwd	-	-	-	-	-	-
Purchase Photocopier	-	-	-	-	\$35,000	-
<b>Sub Total - CAPITAL WORKS</b>	-	<b>\$10,000</b>	-	\$10,000	<b>\$45,000</b>	\$45,000
<b>Total - GOVERNANCE</b>	-	<b>\$10,000</b>	-	\$10,000	<b>\$45,000</b>	\$45,000
<b>FURNITURE &amp; EQUIPMENT</b>						
<b>RECREATION AND CULTURE</b>						
<b>EXPENDITURE</b>						
118305 Museum - Furniture & Equipment	-	-	-	\$13,000	-	-
ANZAC grant expenditure - Museum - Walk With Us	-	\$13,000	-	-	-	-
113322 Gym Equipment - Forrest Oval	-	-	-	\$5,000	-	\$5,000
Gym Equipment	-	\$5,000	-	-	\$5,000	-



# SHIRE OF YORK 2018/19 ANNUAL BUDGET

Descriptions	Est. Year End 30/06/2018	Detail	Budget 2017-18		Budget 2018-19	
			Income	Expenditure	Income	Expenditure
113320 Peace Park Light & Furniture	-	-	-	\$1,500	-	-
Seating	-	\$1,500	-	-	-	-
113321 Rec Complex Furniture & Equipment	-	-	-	-	-	\$5,000
Rec Centre Renewals	-	-	-	-	\$5,000	-
113341 Candice Bateman Park Furniture & Equipment	-	-	-	-	-	\$4,000
Shade Covers	-	-	-	-	\$4,000	-
113349 Recreation Convention Centre Furniture and Equipment	-	-	-	\$15,000	-	\$10,000
Furniture and Fittings incl. IT and kitchen utensils	-	-	-	-	\$10,000	-
Point of Sales	-	\$15,000	-	-	-	-
122303 Street Furniture	\$9,925	-	-	-	-	-
Street Furniture CBD	-	-	-	-	-	-
132301 Christmas Improvements - Avon Tce	\$3,515	\$10,000	-	\$10,000	-	\$10,000
Christmas Decorations	-	-	-	-	\$10,000	-
<b>Sub Total - CAPITAL WORKS</b>	<b>\$13,440</b>	<b>\$44,500</b>	-	<b>\$44,500</b>	<b>\$34,000</b>	-
<b>Total - RECREATION AND CULTURE</b>	<b>\$13,440</b>	<b>\$44,500</b>	-	<b>\$44,500</b>	<b>\$34,000</b>	-
<b>Total - FURNITURE AND EQUIPMENT</b>	<b>\$13,440</b>	<b>\$54,500</b>	-	<b>\$54,500</b>	<b>\$79,000</b>	-
<b>LAND AND BUILDINGS</b>						
<b>GOVERNANCE</b>						
<b>EXPENDITURE</b>						
043141 Administration Centre	-	-	-	-	-	\$80,000
Upgrade Car Parking incl demolition of Old Infant Health Centre	-	-	-	-	\$60,000	-
Admin Building renewals	-	-	-	-	\$20,000	-
<b>Sub Total - CAPITAL WORKS</b>	-	-	-	-	<b>\$80,000</b>	-
<b>TOTAL - GOVERNANCE</b>	-	-	-	-	<b>\$80,000</b>	-
<b>LAND AND BUILDINGS</b>						
<b>LAW ORDER AND PUBLIC SAFETY</b>						
<b>EXPENDITURE</b>						
051344 Emergency Services Buildings	\$70,593	-	-	-	-	-
Greenhills Fire Shed	-	-	-	-	-	-
<b>Sub Total - CAPITAL WORKS</b>	<b>\$70,593</b>	-	-	-	-	-
<b>TOTAL - LAW ORDER AND PUBLIC SAFETY</b>	<b>\$70,593</b>	-	-	-	-	-



# SHIRE OF YORK 2018/19 ANNUAL BUDGET

Descriptions	Est. Year End 30/06/2018	Detail	Budget 2017-18		Budget 2018-19	
			Income	Expenditure	Income	Expenditure
<b>RECREATION AND CULTURE</b>						
<b>EXPENDITURE</b>						
113029 Town Hall Building	\$180,509	-	-	\$168,170	-	\$43,000
Town Hall - Acoustic and Lighting Upgrades	-	-	-	-	-	-
Town Hall - Chambers - Upgrade (Curtains 18/19)	-	-	-	-	\$20,000	-
Green Room Upgrades	-	-	-	-	\$23,000	-
Town Hall c/fwd 16/17	-	\$168,170	-	-	-	-
113325 Grey St Park	-	-	-	-	-	\$10,000
Eco-Toilet	-	-	-	-	\$10,000	-
113306 Avon Park Capital - Buildings	-	-	-	\$1,500	-	\$615,672
<b>Implement Avon Park Concept Plan - Stage 1 - Playground and Amenities</b>						
Avon Park - Stage 1 - Labour	-	-	-	-	\$36,329	-
Avon Park - Stage 1 - Labour Overheads	-	-	-	-	\$50,861	-
Avon Park - Stage 1 - Plant and Machinery	-	-	-	-	\$49,759	-
Avon Park - Stage 1 - Materials and Contracts	-	-	-	-	\$478,723	-
Benches	-	\$1,500	-	-	-	-
113360 Swinging Bridge	-	-	-	-	-	-
Materials and Contracts	-	-	-	-	-	-
113327 Candice Bateman Park Capital	-	-	-	-	-	\$40,000
Relocation of Dog Park	-	-	-	-	\$40,000	-
113363 Forrest Oval Water Supply	-	-	-	-	-	\$40,658
Forrest Oval Water Tanks	-	-	-	-	\$40,658	-
118300 Residency Museum	-	-	-	-	-	\$9,000
Museum Renewals - Gutter Replacement	-	-	-	-	\$9,000	-
	-	-	-	-	-	-
<b>Sub Total - CAPITAL WORKS</b>	<b>\$180,509</b>	<b>\$169,670</b>	-	\$169,670	<b>\$758,330</b>	-
<b>Total - RECREATION AND CULTURE</b>	<b>\$180,509</b>	<b>\$169,670</b>	-	\$169,670	<b>\$758,330</b>	-
<b>LAND AND BUILDINGS</b>						
42335 Roe Street Residence	-	-	-	-	-	\$8,000
Solar Panels	-	-	-	-	\$8,000	-
Street Furniture	-	-	-	-	-	-
146303 Land Purchase And Development	-	-	-	-	-	-
143304 Depot	\$2,796	-	-	-	-	\$30,000
Depot Improvements - Including Security plus 17/18 c/fwd	-	-	-	-	\$30,000	-
	-	-	-	-	-	-
<b>Sub Total - CAPITAL WORKS</b>	<b>\$2,796</b>	-	-	-	<b>\$38,000</b>	-
<b>Total - TRANSPORT</b>	<b>\$2,796</b>	-	-	-	<b>\$38,000</b>	-
<b>OTHER PROPERTY AND SERVICES</b>						



# SHIRE OF YORK 2018/19 ANNUAL BUDGET

Descriptions	Est. Year End 30/06/2018	Detail	Budget 2017-18		Budget 2018-19	
			Income	Expenditure	Income	Expenditure
<b>EXPENDITURE</b>						
146303 Land Purchase And Development	\$25,000	-	-	-	-	-
Purchase easement	-	-	-	-	-	-
<b>Sub Total - CAPITAL WORKS</b>	<b>\$25,000</b>	<b>-</b>	<b>-</b>	<b>-</b>	<b>-</b>	<b>-</b>
<b>Total - OTHER PROPERTY AND SERVICES</b>	<b>\$25,000</b>	<b>-</b>	<b>-</b>	<b>-</b>	<b>-</b>	<b>-</b>
<b>Total - LAND AND BUILDINGS</b>	<b>\$278,898</b>	<b>\$169,670</b>	<b>-</b>	<b>\$169,670</b>	<b>\$876,330</b>	<b>-</b>
<b>PLANT AND EQUIPMENT</b>						
<b>GOVERNANCE</b>						
<b>EXPENDITURE</b>						
042339 Administration Executive Vehicles	\$89,208		-	\$186,000		\$134,000
CEO vehicles	-	\$110,000	-	-	\$58,000	-
EMCCS vehicle	-	\$38,000	-	-	\$38,000	-
EMIDS vehicle	-	\$38,000	-	-	\$38,000	-
<b>Sub Total - CAPITAL WORKS</b>	<b>\$89,208</b>	<b>\$186,000</b>	<b>-</b>	<b>\$186,000</b>	<b>\$134,000</b>	<b>-</b>
<b>Total - GOVERNANCE</b>	<b>\$89,208</b>	<b>\$186,000</b>	<b>-</b>	<b>\$186,000</b>	<b>\$134,000</b>	<b>-</b>
<b>PLANT AND EQUIPMENT</b>						
<b>LAW ORDER &amp; PUBLIC SAFETY</b>						
<b>EXPENDITURE</b>						
051336 Plant and Equipment Fire Brigades	-		-	\$150,000		-
Greenhills Fire Tender	-	\$150,000	-	-		-
051339 Ranger Vehicle	-		-	-		\$36,000
Purchase of Ranger's vehicle	-		-	-	\$36,000	-
<b>Sub Total - CAPITAL WORKS</b>	<b>-</b>	<b>\$150,000</b>	<b>-</b>	<b>\$150,000</b>	<b>\$36,000</b>	<b>-</b>
<b>Total - LAW ORDER &amp; PUBLIC SAFETY</b>	<b>-</b>	<b>\$150,000</b>	<b>-</b>	<b>\$150,000</b>	<b>\$36,000</b>	<b>-</b>
<b>PLANT AND EQUIPMENT</b>						
<b>HEALTH</b>						



# SHIRE OF YORK 2018/19 ANNUAL BUDGET

Descriptions	Est. Year End 30/06/2018	Detail	Budget 2017-18		Budget 2018-19	
			Income	Expenditure	Income	Expenditure
<b>EXPENDITURE</b>						
077305 Plant And Equipment Capital	\$22,802		-	\$26,000	-	-
Purchase EHO Vehicle	-	\$26,000	-	-	-	-
<b>Sub Total - CAPITAL WORKS</b>	<b>\$22,802</b>	<b>\$26,000</b>	-	\$26,000	-	-
<b>Total - HEALTH</b>	<b>\$22,802</b>	<b>\$26,000</b>	-	\$26,000	-	-
<b>PLANT AND EQUIPMENT</b>						
<b>COMMUNITY AMENITIES</b>						
<b>EXPENDITURE</b>						
106302 Town Planning Plant & Equipment	-		-	\$26,000	-	-
Development Services Pool vehicle	-	\$26,000	-	-	-	-
<b>Sub Total - CAPITAL WORKS</b>	-	<b>\$26,000</b>	-	\$26,000	-	-
<b>Total - COMMUNITY AMENITIES</b>	-	<b>\$26,000</b>	-	\$26,000	-	-
<b>PLANT AND EQUIPMENT</b>						
<b>TRANSPORT</b>						
<b>EXPENDITURE</b>						
127304 Plant Purchases Capital	\$362,027		-	\$708,100	-	\$176,000
Cherry Picker	-	\$90,000	-	-	-	-
Grader Utility Y482	-		-	-	\$26,000	-
Maintenance Truck 5 tonne Y1660	-	\$90,000	-	-	-	-
Hino Truck 3T Y397	-	\$60,000	-	-	-	-
Parks Vehicle Y3777	-	-	-	-	\$75,000	-
John Deere Loader Refurb	-	\$310,000	-	-	\$30,000	-
Water Tanks for utilities	-	\$1,600	-	-	-	-
Replace trailers	-	\$2,000	-	-	-	-
Mower - John Deere	-	\$40,000	-	-	-	-
Traffic Counters	-	\$4,500	-	-	-	-
Spray Utility - Y770	-		-	-	\$35,000	-
Bobcat	-	\$100,000	-	-	-	-
Other Equip - incl c'saws, w'snippers, blowers, gen sets and similar. Laser/Survey equipment	-	\$10,000	-	-	\$10,000	-
<b>Sub Total - CAPITAL WORKS</b>	<b>\$362,027</b>	<b>\$708,100</b>	-	\$708,100	<b>\$176,000</b>	\$176,000
<b>Total - TRANSPORT</b>	<b>\$362,027</b>	<b>\$708,100</b>	-	\$708,100	<b>\$176,000</b>	\$176,000



# SHIRE OF YORK 2018/19 ANNUAL BUDGET

Descriptions	Est. Year End 30/06/2018	Detail	Budget 2017-18		Budget 2018-19	
			Income	Expenditure	Income	Expenditure
<b>PLANT AND EQUIPMENT</b>						
<b>ECONOMIC SERVICES</b>						
<b>EXPENDITURE</b>						
133319 Building Surveyor's Motor Vehicle	-		-	-		\$26,000
Development Services Pool vehicle	-		-	-	\$26,000	-
139301 Community Bus Capital purchase	-		-	\$140,000		-
Commuter bus with wheelchair access	-	\$140,000	-	-		-
139303 Plant & Equipment	-		-	-		
Standpipe swipe card systems	-	-	-	-		
<b>Sub Total - CAPITAL WORKS</b>	-	<b>\$140,000</b>	-	<b>\$140,000</b>	<b>\$26,000</b>	<b>\$26,000</b>
<b>Total - ECONOMIC SERVICES</b>	-	<b>\$140,000</b>	-	<b>\$140,000</b>	<b>\$26,000</b>	<b>\$26,000</b>
<b>PLANT AND EQUIPMENT</b>						
<b>OTHER PROPERTY AND SERVICES</b>						
<b>EXPENDITURE</b>						
143301 Depot Plant Capital Purchase	\$67,222		-	\$60,000		\$38,000
Works Supervisor's Vehicle Y96 x	-	\$35,000	-	-	\$38,000	-
Building Mtc Utility Y387	-	\$25,000	-	-		-
<b>Sub Total - CAPITAL WORKS</b>	<b>\$67,222</b>	<b>\$60,000</b>	-	<b>\$60,000</b>	<b>\$38,000</b>	<b>\$38,000</b>
<b>Total - OTHER PROPERTY AND SERVICES</b>	<b>\$67,222</b>	<b>\$60,000</b>	-	<b>\$60,000</b>	<b>\$38,000</b>	<b>\$38,000</b>
<b>Total - PLANT AND EQUIPMENT</b>	<b>\$541,259</b>	<b>\$1,296,100</b>	-	<b>\$1,296,100</b>	<b>\$410,000</b>	<b>\$410,000</b>
<b>INFRASTRUCTURE</b>						
<b>ROAD CONSTRUCTION</b>						
128305 Car Park Development	-	-	-	-	-	\$5,000
School Carpark Improvements	-	-	-	-	\$5,000	-
122400 Roads To Recovery Projects	\$69,052	-	-	\$566,404	-	\$763,666
51 - Materials and contracts	-	\$183,370	-	-		-
50 - Direct labour costs	-	\$101,178				
40 - Labour Overheads	-	\$131,531				
80 - Plant operation costs	-	\$150,325				





# SHIRE OF YORK 2018/19 ANNUAL BUDGET

Descriptions	Est. Year End	Detail	Budget 2017-18		Budget 2018-19	
	30/06/2018		Income	Expenditure	Income	Expenditure
700606 RtR - Quellingon Road c/fwd - Labour	-				\$3,311	
700606 RtR - Quellingon Road c/fwd - Labour Overheads	-				\$4,767	
700606 RtR - Quellingon Road c/fwd - Plant and Machinery	-				\$5,397	
700606 RtR - Quellingon Road c/fwd - Materials and Contracts	-				\$23,240	
700702 RtR - Gwambygine East Road c/fwd - Labour	-				\$4,332	
700702 RtR - Gwambygine East c/fwd - Labour Overheads	-				\$6,238	
700702 RtR - Gwambygine East c/fwd - Plant and Machinery	-				\$5,397	
700702 RtR - Gwambygine East c/fwd - Materials and Contracts	-				\$69,390	
701302 RtR - Talbot Hall Road c/fwd - Labour	-				\$4,332	
701302 RtR - Talbot Hall Road c/fwd - Labour Overheads	-				\$6,238	
701302 RtR - Talbot Hall Road c/fwd - Plant and Machinery	-				\$5,397	
701302 RtR - Talbot Hall Road c/fwd - Materials and Contracts	-				\$61,390	
701402 RtR - Wambyn Road c/fwd - Labour	-				\$4,332	
701402 RtR - Wambyn Road c/fwd - Labour Overheads	-				\$6,238	
701402 RtR - Wambyn Road c/fwd - Plant and Machinery	-				\$5,397	
701402 RtR - Wambyn Road c/fwd - Materials and Contracts	-				\$59,290	
704202 RtR - Piccadilly Road c/fwd - Labour	-				\$4,332	
704202 RtR - Piccadilly Road c/fwd - Labour Overheads	-				\$6,238	
704202 RtR - Piccadilly Road c/fwd - Plant and Machinery	-				\$5,397	
704202 RtR - Piccadilly Road c/fwd - Materials and Contracts	-				\$61,390	
709201 RtR - Tenth Road c/fwd - Labour	-				\$3,944	
709201 RtR - Tenth Road c/fwd - Labour Overheads	-				\$5,679	
709201 RtR - Tenth Road c/fwd - Plant and Machinery	-				\$4,282	
709201 RtR - Tenth Road c/fwd - Materials and Contracts	-				\$60,000	
70161 RtR - Greenhills South Road - Labour	-				\$7,739	
70161 RtR - Greenhills South Road - Labour Overheads	-				\$11,145	
70161 RtR - Greenhills South Road - Plant and Machinery	-				\$4,766	
70161 RtR - Greenhills South Road - Materials and Contracts	-				\$115,160	
70221 RtR - Mackie Siding Road - Labour	-				\$8,238	
70221 RtR - Mackie Siding Road - Labour Overheads	-				\$11,862	
70221 RtR - Mackie Siding Road - Plant and Machinery	-				\$13,493	
70221 RtR - Mackie Siding Road - Materials and Contracts	-				\$65,860	
714001 RtR - Cowan Road - Labour	-				\$2,647	
714001 RtR - Cowan Road - Labour Overheads	-				\$3,811	
714001 RtR - Cowan Road - Plant and Machinery	-				\$4,080	
714001 RtR - Cowan Road - Materials and Contracts	-				\$39,190	
701901 RtR - Qualen West Road c/fwd - Labour	-				\$2,647	
701901 RtR - Qualen West Road c/fwd - Labour Overheads	-				\$3,811	
701901 RtR - Qualen West Road c/fwd - Plant and Machinery	-				\$4,080	
701901 RtR - Qualen West Road c/fwd - Materials and Contracts	-				\$39,190	
122401 Regional Road Group Projects	\$665,856	-	-	\$894,766	-	\$596,336
51 - Materials and contracts	-	\$569,870	-	-	-	-
50 - Direct labour costs	-	\$101,074				
40 - Labour Overheads	-	\$131,396				
80 - Plant operation costs	-	\$92,426				
Expenditure by Road	-					



# SHIRE OF YORK 2018/19 ANNUAL BUDGET

Descriptions	Est. Year End 30/06/2018	Detail	Budget 2017-18		Budget 2018-19	
			Income	Expenditure	Income	Expenditure
70281 RRG - Knotts Road - Labour	-				\$16,314	
70281 RRG - Knotts Road - Labour Overheads	-				\$23,492	
70281 RRG - Knotts Road - Plant and Machinery	-				\$21,759	
70281 RRG - Knotts Road - Materials and Contracts	-				\$277,436	
700904 Top Beverley Rd - Reconstruction - 17/18 c/fwd	-				\$194,336	
700905 Top Beverley Rd - Final Seal - 17/18 c/fwd	-				\$63,000	
122402 Municipal Road Construction Projects	\$318,954	-	-	\$1,273,000	-	\$807,614
<b>WANDRRA Projects</b>	-	\$1,200,000				
7058 WANDRRA - Duck Pool Road - Labour	-				\$2,630	
7058 WANDRRA - Duck Pool Road - Labour Overheads	-				\$3,787	
7058 WANDRRA - Duck Pool Road - Plant and Machinery	-				\$4,820	
7058 WANDRRA - Duck Pool Road - Materials and Contracts	-				\$43,740	
7061 WANDRRA - Flea Pool Road - Labour	-				\$9,859	
7061 WANDRRA - Flea Pool Road - Labour Overheads	-				\$14,197	
7061 WANDRRA - Flea Pool Road - Plant and Machinery	-				\$14,036	
7061 WANDRRA - Flea Pool Road - Materials and Contracts	-				\$118,778	
7016 WANDRRA - Greenhills South Road - Labour	-				\$966	
7016 WANDRRA - Greenhills South Road - Labour Overheads	-				\$1,391	
7016 WANDRRA - Greenhills South Road - Plant and Machinery	-				\$2,265	
7016 WANDRRA - Greenhills South Road - Materials and Contracts	-				\$3,680	
7007 WANDRRA - Gwambygine East Road - Labour	-				\$966	
7007 WANDRRA - Gwambygine East Road - Labour Overheads	-				\$1,391	
7007 WANDRRA - Gwambygine East Road - Plant and Machinery	-				\$2,265	
7007 WANDRRA - Gwambygine East Road - Materials and Contracts	-				\$5,620	
7046 WANDRRA - Hamersley Siding Road - Labour	-				\$1,323	
7046 WANDRRA - Hamersley Siding Road - Labour Overheads	-				\$1,906	
7046 WANDRRA - Hamersley Siding Road - Plant and Machinery	-				\$2,462	
7046 WANDRRA - Hamersley Siding Road - Materials and Contracts	-				\$13,500	
7045 WANDRRA - Helena Road - Labour	-				\$966	
7045 WANDRRA - Helena Road - Labour Overheads	-				\$1,391	
7045 WANDRRA - Helena Road - Plant and Machinery	-				\$2,265	
7045 WANDRRA - Helena Road - Materials and Contracts	-				\$5,430	
7025 WANDRRA - Lennard Road - Labour	-				\$1,323	
7025 WANDRRA - Lennard Road - Labour Overheads	-				\$1,906	
7025 WANDRRA - Lennard Road - Plant and Machinery	-				\$2,657	
7025 WANDRRA - Lennard Road - Materials and Contracts	-				\$16,780	
7074 WANDRRA - Mills Road - Labour	-				\$1,932	
7074 WANDRRA - Mills Road - Labour Overheads	-				\$2,782	
7074 WANDRRA - Mills Road - Plant and Machinery	-				\$5,160	
7074 WANDRRA - Mills Road - Materials and Contracts	-				\$12,250	
7076 WANDRRA - Narralogan Road - Labour	-				\$2,898	
7076 WANDRRA - Narralogan Road - Labour Overheads	-				\$4,173	
7076 WANDRRA - Narralogan Road - Plant and Machinery	-				\$7,859	
7076 WANDRRA - Narralogan Road - Materials and Contracts	-				\$20,670	
7065 WANDRRA - Northbourne Road - Labour	-				\$966	
7065 WANDRRA - Northbourne Road - Labour Overheads	-				\$1,391	



# SHIRE OF YORK 2018/19 ANNUAL BUDGET

Descriptions	Est. Year End	Detail	Budget 2017-18		Budget 2018-19	
	30/06/2018		Income	Expenditure	Income	Expenditure
7065 WANDRRA - Northbourne Road - Plant and Machinery	-				\$2,265	
7065 WANDRRA - Northbourne Road - Materials and Contracts	-				\$3,030	
7055 WANDRRA - Oakover Road - Labour	-				\$4,966	
7055 WANDRRA - Oakover Road - Labour Overheads	-				\$7,151	
7055 WANDRRA - Oakover Road - Plant and Machinery	-				\$6,790	
7055 WANDRRA - Oakover Road - Materials and Contracts	-				\$59,290	
7042 WANDRRA - Piccadilly Road - Labour	-				\$966	
7042 WANDRRA - Piccadilly Road - Labour Overheads	-				\$1,391	
7042 WANDRRA - Piccadilly Road - Plant and Machinery	-				\$2,265	
7042 WANDRRA - Piccadilly Road - Materials and Contracts	-				\$3,780	
7006 WANDRRA - Quellington Road - Labour	-				\$3,296	
7006 WANDRRA - Quellington Road - Labour Overheads	-				\$4,746	
7006 WANDRRA - Quellington Road - Plant and Machinery	-				\$5,999	
7006 WANDRRA - Quellington Road - Materials and Contracts	-				\$53,820	
7013 WANDRRA - Talbot Hall Road - Labour	-				\$966	
7013 WANDRRA - Talbot Hall Road - Labour Overheads	-				\$1,391	
7013 WANDRRA - Talbot Hall Road - Plant and Machinery	-				\$2,265	
7013 WANDRRA - Talbot Hall Road - Materials and Contracts	-				\$3,155	
7029 WANDRRA - Warding Road - Labour	-				\$966	
7029 WANDRRA - Warding Road - Labour Overheads	-				\$1,391	
7029 WANDRRA - Warding Road - Plant and Machinery	-				\$2,265	
7029 WANDRRA - Warding Road - Materials and Contracts	-				\$1,130	
<b>Town Streets Reseals, Kerbing &amp; Drainage</b>	-	\$73,000				
7006 Reseals - Avon Terrace - Spencers Brook Road - Labour	-				\$8,238	
7006 Reseals - Avon Terrace - Spencers Brook Road - Labour Overheads	-				\$11,862	
7006 Reseals - Avon Terrace - Spencers Brook Road - Plant and Machinery	-				\$18,244	
7006 Reseals - Avon Terrace - Spencers Brook Road - Materials and Contracts	-				\$133,604	
<b>Tree Pruning Programme</b>	-				\$120,000	
122403 Municipal Footpath Construction Projects	\$110,183	-	-	\$141,000		\$108,638
York Townsites - Footpaths and street trees	-	\$70,000	-	-	\$30,000	-
Street Trees	-	\$5,000	-	-	\$5,000	-
Glebe Street Footpath - c/fwd - Materials and Contracts	-		-	-	\$35,000	-
Joaquina Street Footpath - c/fwd	-		-	-	\$38,638	-
Developers' Subdivisions - Andrews Avenue	-	\$66,000	-	-	-	-
122404 Municipal Bridge Construction Projects	-	-	-	-	-	\$79,000
Bridge Renewals	-	-	-	-	\$79,000	-
122407 Blackspot Projects	-	-	-	\$8,380	-	-
Projects Subject to Safety Audit	-	\$8,380	-	-	-	-
122411 Townsite Drainage	\$155,989	-	-	\$80,000	-	-
Various - York Town site Drainage Renewals	-	\$80,000	-	-	-	-
122412 Asset Renewals - Gravel Sheetting/School Bus Routes	-	-	-	-	-	\$202,646
<b>Gravel Re-sheetting Programme</b>						
70616 Renewals - Flea Pool Road - Labour					\$1,978	
70616 Renewals - Flea Pool Road - Labour Overheads					\$2,848	
70616 Renewals - Flea Pool Road - Plant and Machinery					\$2,932	
70616 Renewals - Flea Pool Road - Materials and Contracts					\$1,500	



# SHIRE OF YORK 2018/19 ANNUAL BUDGET

Descriptions	Est. Year End 30/06/2018	Detail	Budget 2017-18		Budget 2018-19	
			Income	Expenditure	Income	Expenditure
70626 Renewals - Crees Road - Labour					\$1,978	
70626 Renewals - Crees Road - Labour Overheads					\$2,848	
70626 Renewals - Crees Road - Plant and Machinery					\$2,932	
70626 Renewals - Crees Road - Materials and Contracts					\$1,500	
70636 Renewals - Moore Road - Labour					\$1,978	
70636 Renewals - Moore Road - Labour Overheads					\$2,848	
70636 Renewals - Moore Road - Plant and Machinery					\$2,932	
70636 Renewals - Moore Road - Materials and Contracts					\$1,500	
70656 Renewals - Northbourne Road - Labour					\$1,978	
70656 Renewals - Northbourne Road - Labour Overheads					\$2,848	
70656 Renewals - Northbourne Road - Plant and Machinery					\$2,932	
70656 Renewals - Northbourne Road - Materials and Contracts					\$1,500	
70676 Renewals - Wrights Road - Labour					\$1,978	
70676 Renewals - Wrights Road - Labour Overheads					\$2,848	
70676 Renewals - Wrights Road - Plant and Machinery					\$2,932	
70676 Renewals - Wrights Road - Materials and Contracts					\$1,500	
70686 Renewals - Needling Hills Road - Labour					\$1,978	
70686 Renewals - Needling Hills Road - Labour Overheads					\$2,848	
70686 Renewals - Needling Hills Road - Plant and Machinery					\$2,932	
70686 Renewals - Needling Hills Road - Materials and Contracts					\$1,500	
70706 Renewals - Seabrook Road - Labour					\$1,978	
70706 Renewals - Seabrook Road - Labour Overheads					\$2,848	
70706 Renewals - Seabrook Road - Plant and Machinery					\$2,932	
70706 Renewals - Seabrook Road - Materials and Contracts					\$1,500	
70716 Renewals - Railway Road - Labour					\$1,978	
70716 Renewals - Railway Road - Labour Overheads					\$2,848	
70716 Renewals - Railway Road - Plant and Machinery					\$2,932	
70716 Renewals - Railway Road - Materials and Contracts					\$1,500	
70736 Renewals - Kennedy Road - Labour					\$1,947	
70736 Renewals - Kennedy Road - Labour Overheads					\$2,804	
70736 Renewals - Kennedy Road - Plant and Machinery					\$2,932	
70736 Renewals - Kennedy Road - Materials and Contracts					\$1,500	
70746 Renewals - Mills Road - Labour					\$1,947	
70746 Renewals - Mills Road - Labour Overheads					\$2,804	
70746 Renewals - Mills Road - Plant and Machinery					\$2,932	
70746 Renewals - Mills Road - Materials and Contracts					\$1,500	
70756 Renewals - Gaults Road - Labour					\$1,947	
70756 Renewals - Gaults Road - Labour Overheads					\$2,804	
70756 Renewals - Gaults Road - Plant and Machinery					\$2,932	
70756 Renewals - Gaults Road - Materials and Contracts					\$1,500	
70766 Renewals - Narraloggjin Road - Labour					\$1,947	
70766 Renewals - Narraloggjin Road - Labour Overheads					\$2,804	
70766 Renewals - Narraloggjin Road - Plant and Machinery					\$2,932	
70766 Renewals - Narraloggjin Road - Materials and Contracts					\$1,500	
70786 Renewals - Corner Wells Road - Labour					\$1,947	
70786 Renewals - Corner Wells Road - Labour Overheads					\$2,804	



# SHIRE OF YORK 2018/19 ANNUAL BUDGET

Descriptions	Est. Year End 30/06/2018	Detail	Budget 2017-18		Budget 2018-19				
			Income	Expenditure	Income	Expenditure			
70786	Renewals - Corner Wells Road - Plant and Machinery				\$2,932				
70786	Renewals - Corner Wells Road - Materials and Contracts				\$1,500				
70796	Renewals - Keebles Road - Labour				\$1,947				
70796	Renewals - Keebles Road - Labour Overheads				\$2,804				
70796	Renewals - Keebles Road - Plant and Machinery				\$2,932				
70796	Renewals - Keebles Road - Materials and Contracts				\$1,500				
70806	Renewals - Halbert Road - Labour				\$1,947				
70806	Renewals - Halbert Road - Labour Overheads				\$2,804				
70806	Renewals - Halbert Road - Plant and Machinery				\$2,932				
70806	Renewals - Halbert Road - Materials and Contracts				\$1,500				
70816	Renewals - Rickey Siding Road - Labour				\$1,947				
70816	Renewals - Rickey Siding Road - Labour Overheads				\$2,804				
70816	Renewals - Rickey Siding Road - Plant and Machinery				\$2,932				
70816	Renewals - Rickey Siding Road - Materials and Contracts				\$1,500				
70826	Renewals - Boyle Road - Labour				\$1,947				
70826	Renewals - Boyle Road - Labour Overheads				\$2,804				
70826	Renewals - Boyle Road - Plant and Machinery				\$2,932				
70826	Renewals - Boyle Road - Materials and Contracts				\$1,500				
70836	Renewals - Chester Road - Labour				\$1,947				
70836	Renewals - Chester Road - Labour Overheads				\$2,804				
70836	Renewals - Chester Road - Plant and Machinery				\$2,932				
70836	Renewals - Chester Road - Materials and Contracts				\$1,500				
70846	Renewals - Club Hotel Road - Labour				\$1,947				
70846	Renewals - Club Hotel Road - Labour Overheads				\$2,804				
70846	Renewals - Club Hotel Road - Plant and Machinery				\$2,932				
70846	Renewals - Club Hotel Road - Materials and Contracts				\$1,500				
70856	Renewals - Jenkins Road - Labour				\$1,947				
70856	Renewals - Jenkins Road - Labour Overheads				\$2,804				
70856	Renewals - Jenkins Road - Plant and Machinery				\$2,932				
70856	Renewals - Jenkins Road - Materials and Contracts				\$1,500				
70866	Renewals - Buckingham Road - Labour				\$1,947				
70866	Renewals - Buckingham Road - Labour Overheads				\$2,804				
70866	Renewals - Buckingham Road - Plant and Machinery				\$2,932				
70866	Renewals - Buckingham Road - Materials and Contracts				\$1,500				
70886	Renewals - Harbour Road - Labour				\$1,947				
70886	Renewals - Harbour Road - Labour Overheads				\$2,804				
70886	Renewals - Harbour Road - Plant and Machinery				\$2,932				
70886	Renewals - Harbour Road - Materials and Contracts				\$1,500				
	<b>Sub Total - CAPITAL WORKS</b>		<b>\$1,320,034</b>	<b>\$2,963,550</b>	-	\$2,963,550	<b>\$2,562,901</b>	-	\$2,562,901
	<b>Total - ROADS</b>		<b>\$1,320,034</b>	<b>\$2,963,550</b>	-	\$2,963,550	<b>\$2,562,901</b>	-	\$2,562,901
	<b>Total - INFRASTRUCTURE ASSETS ROAD RESERVES</b>		<b>\$1,320,034</b>	<b>\$2,963,550</b>	-	\$2,963,550	<b>\$2,562,901</b>	-	\$2,562,901
	<b>INFRASTRUCTURE - RECREATION FACILITIES</b>								



# SHIRE OF YORK 2018/19 ANNUAL BUDGET

Descriptions	Est. Year End 30/06/2018	Detail	Budget 2017-18		Budget 2018-19	
			Income	Expenditure	Income	Expenditure
112302 Swimming Pool	-	-	-	\$75,000	-	\$75,000
Stage 1 - Pump House & Infrastructure 2017/18 design stages only	-	\$75,000	-	-	\$75,000	-
113346 Motocross Track Infrastructure	-	-	-	\$10,000	-	-
York Motto Cross track- Extension and upgrade	-	\$10,000	-	-	-	-
113347 Mount Brown Park Infrastructure	\$5,100	-	-	\$5,000	-	-
Mount Brown Park - Lookout safety rails/disabled access	-	\$5,000	-	-	-	-
113365 Peace Park	\$2,053	-	-	-	-	-
Renewals	-	-	-	-	-	-
113367 War Memorial Park	-	-	-	\$7,000	-	-
Flag Poles	-	\$7,000	-	-	-	-
113366 Gwambygine Park - Avon Ascent	-	-	-	\$15,000	-	-
Picnic Tables	-	\$5,000	-	-	-	-
Boardwalk Renewals	-	\$10,000	-	-	-	-
BBQ Replacement	-	-	-	-	-	-
113331 Forrest Oval Precinct Infrastructure	\$86	-	-	-	-	\$260,000
Install lighting & security system	-	-	-	-	\$30,000	-
Landscaping of precinct - Footpath access	-	-	-	-	-	-
Replace Bowling Green A (Subject to Insurance Claim GL 113220)	-	-	-	-	\$230,000	-
YRCC Lawn Reticulation	-	-	-	-	-	-
Boundary Fencing	-	-	-	-	-	-
113335 Heritage Trails Infrastructure	\$3,413	-	-	\$25,000	-	\$15,000
Avon River Trails	-	\$25,000	-	-	-	-
Avon River Trail Walk Bridge Renewal	-	-	-	-	\$15,000	-
<b>Sub Total - CAPITAL WORKS</b>	<b>\$10,652</b>	<b>\$137,000</b>	-	<b>\$137,000</b>	<b>\$350,000</b>	-
<b>Total - RECREATION FACILITIES</b>	<b>\$10,652</b>	<b>\$137,000</b>	-	<b>\$137,000</b>	<b>\$350,000</b>	-
<b>Total - INFRASTRUCTURE ASSETS - REC FACILITIES</b>	<b>\$10,652</b>	<b>\$137,000</b>	-	<b>\$137,000</b>	<b>\$350,000</b>	-
<b>INFRASTRUCTURE ASSETS - OTHER</b>						
<b>COMMUNITY AMENITIES</b>						
109383 Cemetery Infrastructure	\$42,267	-	-	\$30,000	-	-
Cemetery Renewals - internal roads and drainage	-	\$30,000	-	-	-	-
109384 Community Amenities - Infrastructure	-	-	-	\$10,000	-	-
Septic Ponds - Renewals	-	\$10,000	-	-	-	-
<b>Sub Total - CAPITAL WORKS</b>	<b>\$42,267</b>	<b>\$40,000</b>	-	<b>\$40,000</b>	-	-
<b>Total - COMMUNITY AMENITIES</b>	<b>\$42,267</b>	<b>\$40,000</b>	-	<b>\$40,000</b>	-	-
132304 Area Promotion Infrastructure	\$31,653	-	-	\$40,000	-	\$25,000



# SHIRE OF YORK 2018/19 ANNUAL BUDGET

Descriptions	Est. Year End 30/06/2018	Detail	Budget 2017-18		Detail	Budget 2018-19	
			Income	Expenditure		Income	Expenditure
RV Relocation - Stage 1	-	\$20,000	-	-	-	-	-
Town Beautification projects - Avon Tce Concept Plan	-	\$20,000	-	-	-	-	-
Town Entry Statements	-	-	-	-	\$25,000	-	-
YRCC Entry Statements	-	-	-	-	-	-	-
<b>Sub Total - CAPITAL WORKS</b>	<b>\$31,653</b>	<b>\$40,000</b>	-	\$40,000	<b>\$25,000</b>	-	\$25,000
<b>Total - TOURISM &amp; AREA PROMOTION</b>	<b>\$31,653</b>	<b>\$40,000</b>	-	\$40,000	<b>\$25,000</b>	-	\$25,000
<b>Total - INFRASTRUCTURE ASSETS - OTHER</b>	<b>\$73,920</b>	<b>\$80,000</b>	-	\$80,000	<b>\$25,000</b>	-	\$25,000