

SHIRE OF YORK



Annual Budget 2019/20

Adopted 3 July 2019

Contents

President's Introduction

Budget Summary

Overview

Budget processes

1. Linkage to the Plan for the Future
2. Budget influences

Budget analysis and strategies

3. Analysis of operating budget
4. Analysis of budgeted cash position
5. Analysis of capital budget
6. Rating strategy

Statutory Budget Information

Statement of Comprehensive Income by Nature or Type

Statement of Comprehensive Income by Program

Statement of Financial Activity

Statement of Cashflow

Rate Setting Statement

Notes to and Forming Part of the Annual Budget

Schedule of Fees and Charges

Summary Budget Schedules

President's Introduction

I have pleasure in presenting the Shire of York Budget for the 2019/20 financial year.

This Budget has been prepared considering items identified during Council's review of the Strategic Community Plan and Corporate Business Plan early in 2018, the results of the Community Scorecard Survey and the Shire's informing strategies such as asset management plans, risk management and workforce plans.

A number of legacy issues have been resolved in 2018/19, clearing the way for an increased focus on new projects and maintaining and renewing the Shire's assets.

Some major features of the Budget include;

- Access and Inclusion improvements
- Increased Capital Works allocation to support Asset renewals
- Extensive Tree Pruning programme
- Trails development and improvements

Additionally, as a result of support from the Federal government through Christian Porter's office, upgrades to Avon Park will include the development of a new skate park with input from the local community.

The budget also includes an allocation to undertake environmental assessments, analysis of existing trails and a concept plan for the development of a trails network on Mount Brown, following the development of a draft Trails Master Plan.

The Shire will continue to support the attraction and retention of events which in turn support the economy and promote tourism in our town. The development of new and improved trails and an arts, culture and heritage plan will also contribute.

This year, the Shire will also undertake a Major Strategic Review of its Strategic Community Plan and Corporate Business Plan. A comprehensive community engagement process will inform the review to ensure that we continue to strive to meet the expectations of the residents of York.

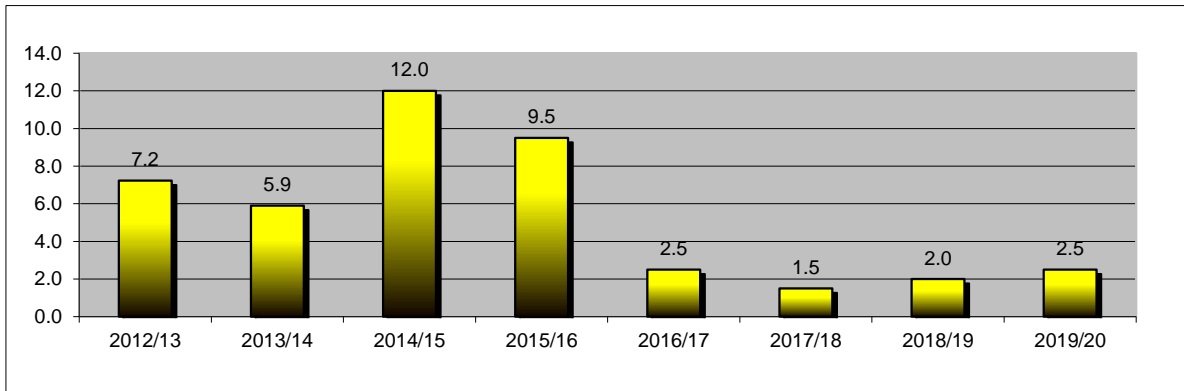
While a 3% increase to rates was advertised as part of the review of the Corporate Business Plan, Council has prioritised projects in order to reduce the increase to 2.5%. Again, we've sought to deliver a responsible Budget that takes into account community expectations while keeping the rates increase to manageable levels.

David Wallace
Shire President

Introduction

Council has prepared the Annual Budget for the 2019/20 financial year which seeks to balance the demand for services and infrastructure with the community's capacity to pay. Key budget information provided below details rates, operating result, service levels, cash and investments, capital works, financial position and key strategic activities of the Council.

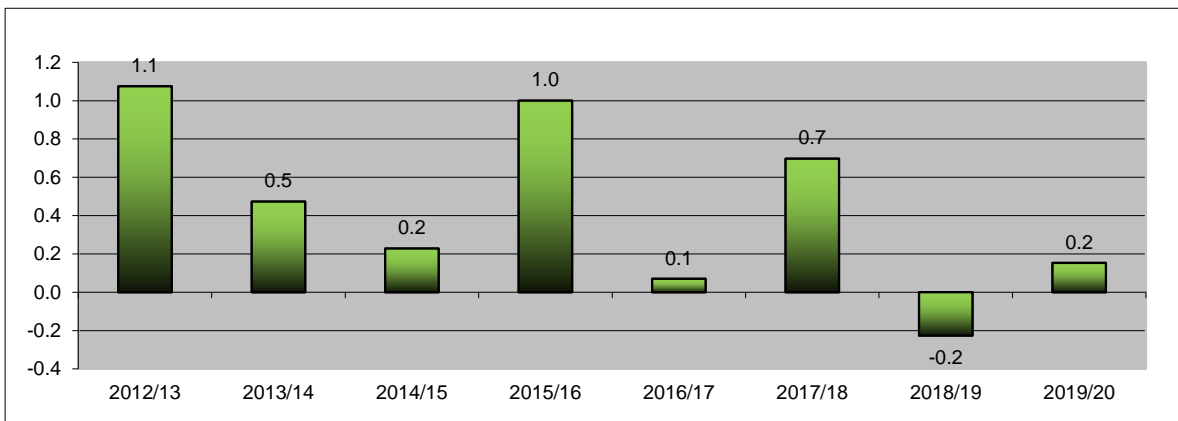
1. Rates



The budget was developed with an increase to the general rate in the dollar of 2.5% for the 2019/20 year, raising total rates of \$5.886 million. The minimum rates are set to remain at \$1,080 for GRV-rated properties. For the UV-rated properties however, there will be a reduction from \$1,430 to \$1,400. As highlighted above, the community has experienced significant rate increases in previous years. Of note, is the comparison of the average rate increase of the last four years with the average increase being 2.1% and the previous four-year period with an average increase of 8.7%.

With this in mind, Council has adopted a rates rise of 2.5% in an effort to smooth the impacts from previous years while endeavouring to meet the needs and aspirations of the community.

2. Operating result

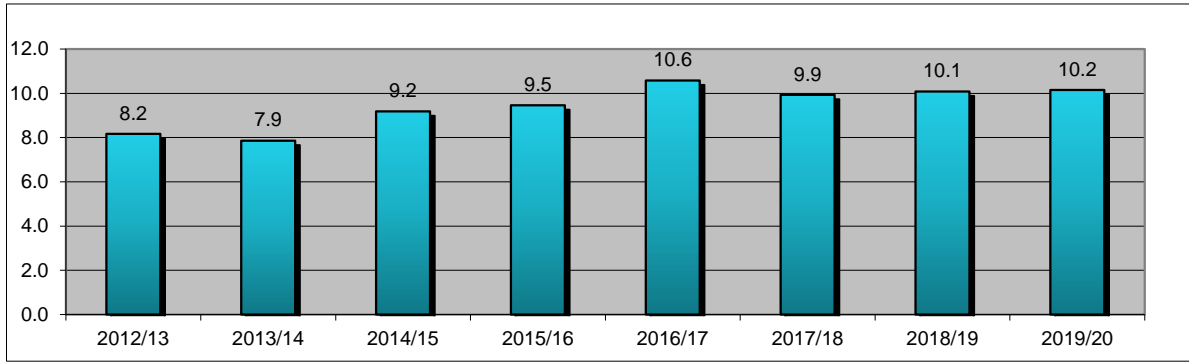


While a balanced budget including capital and operating expenditure has been prepared, the operating result for the 2019/20 year including non-operating grant income, is expected to be \$153,323. The significant variation to the 2018/19 budget is largely due to the variation in loss calculated on the sale of Shire assets. Last year, the budget included the sale of three Shire properties which did not eventuate and were not re-budgeted for in 2019/20. The 2019/20 budget includes the loss calculated on vehicle trades in accordance with the Plant Replacement Programme and represents the adjustment to depreciation at the time of disposal.

As per the 2018/19 FY, the Shire again received an advance payment of the 2019/20 Financial Assistance Grants of \$776,000. This amount has been brought forward in the surplus and not recorded on the Statement of Comprehensive Income.

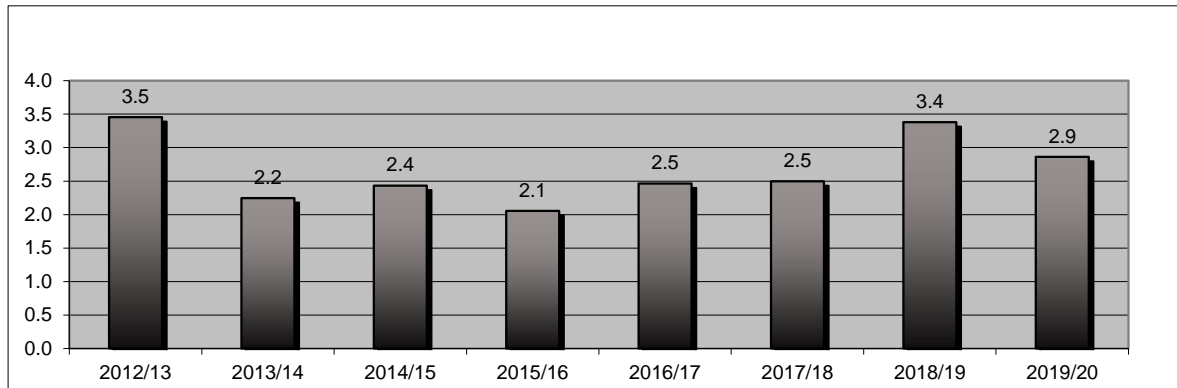
Introduction continued

3. Services



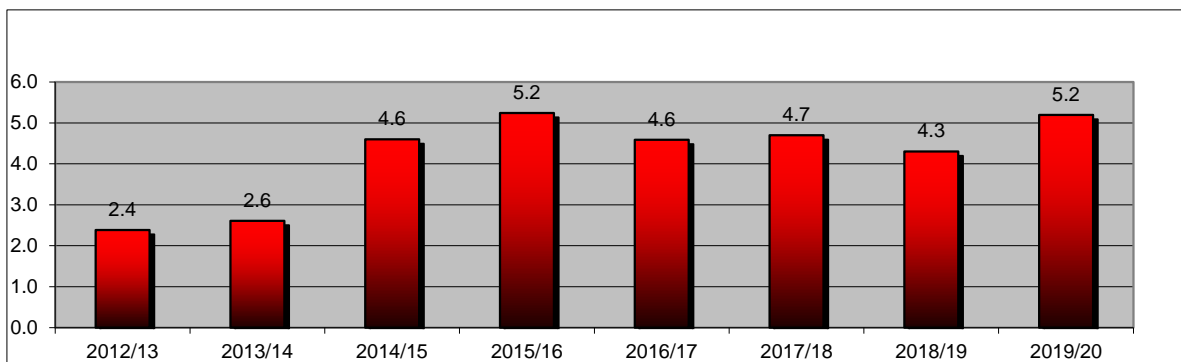
The cost of services to be delivered to the community for the 2019/20 year is expected to be \$10.147 million, an increase of 0.7% when compared to the previous year. This is reflected by the underlying assumptions used to formulate the budget such as the Consumer Price Index, wage increases and utility increases.

4. Cash and investments



It is expected that cash and investments held at 30 June 2020 will be approximately \$2.86 million. Of this balance, \$2.7 million relates to the Shire's reserves.

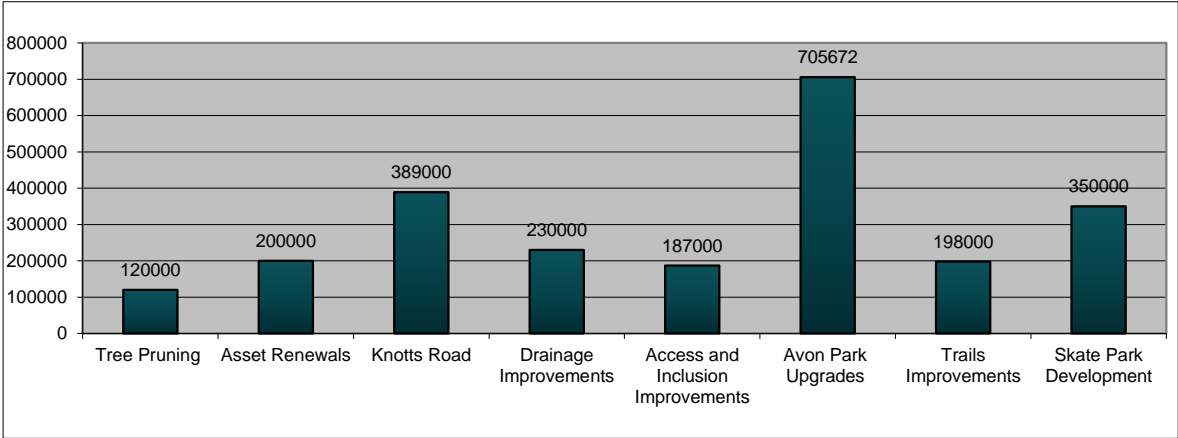
5. Capital works



The capital works program for the 2019/20 year is expected to be \$5.196 million representing a 20% increase on budgeted works from the 2018/19 FY. The Shire completed all WANDRRA-funded works for AGRN743 in the 2018/19 FY and have budgeted to complete works associated with Cyclone Joyce in 2019/20. In light of these storm events and their effect on the Shire's ability to carry out the capital works program, some works totalling approximately \$1.2 million have been carried forward from 2018/19 for completion in 2019/20 including the Avon Park Upgrades.

Introduction continued

6. Major Projects



The Annual Budget includes a range of activities and initiatives to be funded that will contribute to achieving the strategic objectives. The above graph shows the level of funding allocated in the budget for major projects.

The Annual Budget has been developed so that it is financially responsible. More detailed budget information is available throughout this document.

Budget Processes

This section lists the budget processes undertaken in order to adopt the Annual Budget in accordance with the *Local Government Act 1995* and its Regulations.

The development of the 2019/20 budget is largely based upon the informing strategies adopted in February 2018 as part of a Minor Strategic Review which saw the Council adopt a revised Strategic Community Plan and Corporate Business Plan.

The preparation of the budget, guided by the Strategic Review and incorporating the Council's and community's aspirations, began with Officers preparing the operating and capital components of the annual budget. A draft consolidated budget was then prepared and various iterations were considered by Council at workshops. A 'proposed' budget was prepared in accordance with the Act and submitted to Council for approval.

The budget is required to be adopted by 31 August in each year. The key dates for the budget process undertaken are summarised below:

- | | |
|--|------------------|
| 1. Officers prepared operating and capital estimates in line with priorities identified in the Corporate Business Plan and Long Term Financial Plan. | Jan - April 2019 |
| 2. Council considered draft budget at various workshops and briefings | May - June 2019 |
| 3. Proposed budget submitted to Council for approval | July 2019 |
| 4. Copy of adopted budget submitted to the Department | July 2019 |

1. Linkage to Council Plans

This section describes how the Annual Budget links to the aspirations of the Strategic Community Plan and the initiatives detailed in the Corporate Business Plan which is supported by the Shire's Long Term Financial Plan, Asset Management Plans and Workforce Plan. This framework guides the Council in identifying community needs and aspirations over the long term (Strategic Plan), medium term (Corporate Business Plan) and short term (Annual Budget) and then holding itself accountable (Audited Statements).

1.1 Strategic planning framework

The Integrated Planning and Reporting Framework for local governments is a significant initiative put in place by Government to strengthen the capacity for Councils to plan strategically for their communities.

The Minor Strategic Review was presented to Council in December 2017 and advertised for public consultation then adopted in February 2018. The reviewed Plans guide Council in its decision-making and priority-setting for the 2019/20 Annual Budget that is framed by taking into account the activities and initiatives which contribute to achieving the strategic objectives specified in the Plans.

1.2 Community Aspirations: the Five Themes

THE PLACE TO LIVE:

To be a place which is attractive and accessible for the young and elderly and attracts people in the middle age groups to work and settle in the Shire. The York community aspires to a balanced population structure in the long term.

A LEADER IN CULTURAL HERITAGE AND ENVIRONMENT:

To be a place which is renowned for its cultural heritage and the quality of its natural environment, and for the care taken by the community of both.

DRIVING THE YORK ECONOMY FORWARD

To have a vibrant, diverse and prosperous local economy which is sustainable in the long term, makes sustainable use of its natural and built heritage and community assets and delivers benefit in the form of local jobs, business opportunities and a positive image for the Shire.

BUILT FOR RESILIENCE:

To have secured an infrastructure base (e.g. buildings, roads, footpaths, parks, communications, water and energy ...) which is affordable, is managed at a level of risk accepted by the community, supports a sustainable environment, increases rural and town resilience, and is responsive to community needs.

STRONG LEADERSHIP AND GOVERNANCE:

To be a community where there is effective and responsive leadership and governance, a sense of collective purpose and shared direction and a willingness and desire to work together for that future.

2. Budget Influences

This section sets out the key budget influences arising from the internal and external environment within which the Council operates.

2.1 Snapshot of the Shire of York

The Shire of York is a Local Government Area in the Wheatbelt region of Western Australia - one of the major wheat producing areas in Australia. It is a vibrant and diverse rural community with a population of approximately 3,600 and located in close proximity to Perth (95kms east), in the western central Wheatbelt region of Western Australia.

The Shire of York covers an area of 2,131km², and is bound by the Shires of Northam and Cunderdin to the north and northeast respectively, Quairading to the east, Beverley to the south, and Mundaring and Kalamunda to the west. The climate is Mediterranean with warm to hot, dry summers and mild wet winters.

Being the first inland town to be settled, there are significant heritage values associated with York which encourages tourism. Located on the banks of the famous Avon River, the town of York is an attractive place to visit and live. All services and facilities expected of a progressive community are available, including high quality education and medical establishments.

2.2 External influences

In preparing the 2019/20 budget, a number of external influences have been taken into consideration because they are likely to impact significantly on the services delivered by Council in the budget period. These include:

- * Consumer Price Index (CPI) increases on goods and services estimated for the year at 1.5%
- * Level of government grants from state and federal government.
- * Increase in State Government charges, such as water and electricity.

2.3 Internal influences

As well as external influences, there are a number of internal influences which had a significant impact on the preparation of the 2019/20 Budget. These matters have arisen from events occurring in previous years resulting in variances between the forecast actual and budgeted results for that year. These matters are set out below:

- * Budget surplus for the 2018/19 financial year ended 30 June 2019
- * Significant weather events in the preceding three years resulting in WANDRRA funding being allocated in the 2017/18, 2018/19 and 2019/20 budgets and the capacity to respond to such events.

2. Budget Influences *continued*

2.4 Budget principles

In response to these influences, guidelines were prepared and distributed to all Shire staff with budget responsibilities. The guidelines set out the key budget principles upon which the officers were to prepare their budgets. The principles included:

- * A review of existing fees and charges.
- * Grants to be based on confirmed funding levels
- * New revenue sources to be identified where possible
- * Service levels to be maintained at 2018/19 levels in accordance with the Strategic Community Plan
- * Salaries and wages to be increased in line with current Enterprise Bargaining Agreements
- * New initiatives which are not cost neutral to be justified through a Project Brief

2.5 Legislative requirements

Under the *Local Government Act 1995* (“the Act”), Council is required to prepare and adopt an annual budget for each financial year. The budget is required to include certain information about the rates and charges that Council intends to levy as well as a range of other information required by the *Local Government (Financial Management) Regulations 1996* (“the Regulations”) which support the Act.

The 2019/20 budget, which is included in this report, is for the year 1 July 2019 to 30 June 2020 and was prepared in accordance with the Act and Regulations. The budget includes statutory statements being a Statement of Comprehensive Income by Nature or Type and by Program, Statement of Cash Flows, Rate Setting Statement and notes to and forming part of the annual budget. These statements have been prepared for the year ended 30 June 2020 in accordance with Accounting Standards and other mandatory professional reporting requirements and in accordance with the Act and Regulations. It also includes detailed information about the rates and charges to be levied, the capital works program to be undertaken and other financial information, which Council requires in order to make an informed decision about the adoption of the budget.

3. Analysis of Operating Budget

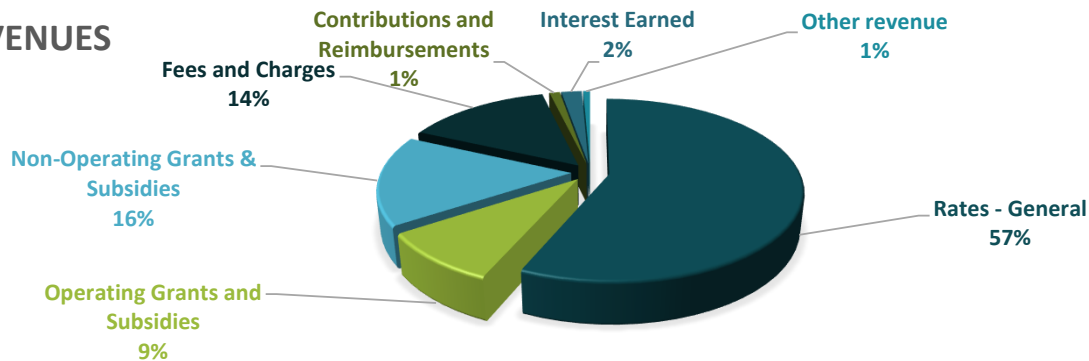
This section analyses the expected revenues and expenses of the Council for the 2019/20 year.

The 2019/20 Annual Budget delivers some significant infrastructure improvements and renewal projects whilst demonstrating responsible and sustainable management of the Shire's financial resources. It provides a range of relevant services to meet identified community needs and it includes capital initiatives that deliver on our community's vision with asset management being a major component.

3.1 Operating revenue

Revenue Types	Budget 2017/18 \$'000	Budget 2018/19 \$'000	Budget 2019/20 \$'000	Variance \$'000
Rates - General	5,548	5733	5886	153
Operating Grants and Subsidies	898	848	951	103
Non-Operating Grants & Subsidies	2,504	1631	1671	40
Fees and Charges	1,468	1439	1498	59
Contributions and Reimbursements	113	353	107	-246
Interest Earned	176	198	213	15
Other revenue	78	70	71	1
Total operating revenue	10785	10272	10397	125

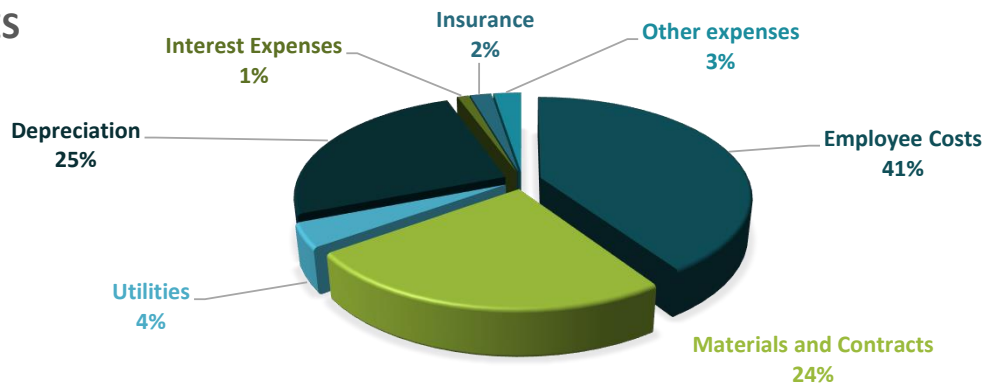
REVENUES



3.2 Operating expenditure

Expenditure Types	Budget 2017/18 \$'000	Budget 2018/19 \$'000	Budget 2019/20 \$'000	Variance \$'000
Employee Costs	3838	4013	4122	110
Materials and Contracts	2543	2611	2480	-131
Utilities	306	410	400	-10
Depreciation	2444	2442	2584	143
Interest Expenses	125	115	105	-10
Insurance	203	189	198	9
Other expenses	478	303	257	-45
Total operating expenditure	9937	10082	10147	65

EXPENSES



4. Analysis of Budgeted Cash Position

This section analyses the expected cash flows from the operating, investing and financing activities of Council for the 2019/20 year. Budgeting cash flows for Council is a key factor in setting the level of rates and providing a guide to the level of capital expenditure that can be sustained with or without using existing cash reserves.

The analysis is based on three main categories of cash flows:

• Operating activities

Refers to the cash generated or used in the normal service delivery functions of Council. Cash remaining after paying for the provision of services to the community may be available for investment in capital works, or repayment of debt.

• Investing activities

Refers to cash generated or used in the enhancement or creation of infrastructure and other assets. These activities also include the acquisition and sale of other assets such as vehicles, property and equipment.

• Financing activities

Refers to cash generated or used in the financing of Council functions and include borrowings from financial institutions and advancing of repayable loans to other organisations. These activities also include repayment of the principal component of loan repayments for the year.

	Budget 2017/18 \$'000	Budget 2018/19 \$'000	Budget 2019/20 \$'000	Variance \$'000
Cash flows from operating activities				
<i>Receipts</i>				
Rates - General	5548	5733	6486	753
Operating Grants	898	848	1085	237
Contributions and Reimbursements	113	353	107	-246
Fees and Charges	1468	1439	1549	110
Interest Earned	176	198	213	15
Other revenue	78	70	71	1
	8281	8641	9510	870
<i>Payments</i>				
Employee Costs	-3842	-4013	-4122	-109
Materials and Contracts	-2634	-2611	-2478	133
Utilities	-306	-410	-400	10
Insurance	-203	-189	-198	-9
Interest Expenses	-126	-115	-105	10
Other expenses	-414	-303	-257	46
	-7525	-7641	-7561	81
Net cash provided by operating activities	756	1000	1950	951
Cash flows from investing activities				
Proceeds from sales of property, plant & equip	609	1065	148	-917
Contributions of the Development of Assets	2504	1631	1671	40
Payments for property, plant and equipment	-4701	-4303	-5196	-893
Net cash used in investing activities	-1588	-1607	-3377	-1770
Cash flows from financing activities				
Finance costs				
Proceeds from borrowings	0	0		
Principal Repayments Received	0	0		
Repayment of borrowings	-214	-874	-234	640
Net cash used in financing activities	-214	-874	-234	640
Net decrease in cash and cash equivalents	(1,046)	-1481	-1661	-180
Cash and cash equivalents at the beginning of the year	3042	4861	4523	-338
Cash and cash equivalents at end of the year	1,996	3380	2862	-518

5. Analysis of Capital Budget

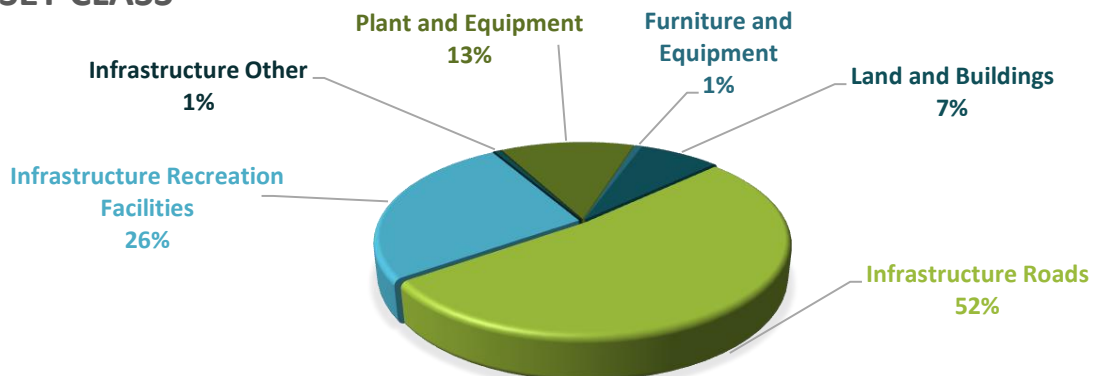
This section analyses the planned capital expenditure budget for the 2019/20 year and the sources of funding for the capital budget.

The Capital Expenditure Program highlights the priority placed on asset renewals for the 2019/20 year. It includes the commencement of construction of some highly anticipated major projects but also supports responsible spending on roads, paths and drainage infrastructure.

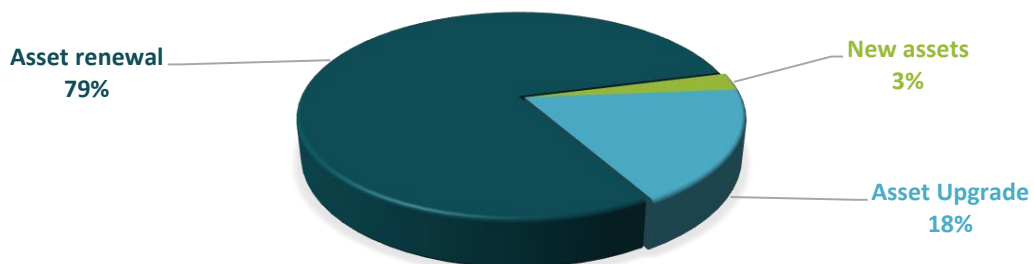
5.1 Capital works

Capital Works Areas	Budget 2017/18 \$'000	Budget 2018/19 \$'000	Budget 2019/20 \$'000	Variance \$'000
New works				
Land and Buildings	170	2563	2710	147
Infrastructure Roads	2964	25	30	5
Infrastructure Recreation Facilities	137	410	664	254
Infrastructure Other	80	79	35	-44
Plant and Equipment	1296	966	1366	401
Furniture and Equipment	55	261	391	131
Total capital works	4701	4303	5196	893
Represented by:				
Asset renewal	3206	3414	3806	392
New assets	244	117	872	755
Asset Upgrade	1251	772	519	-253
Total capital works	4701	4303	5196	893

ASSET CLASS

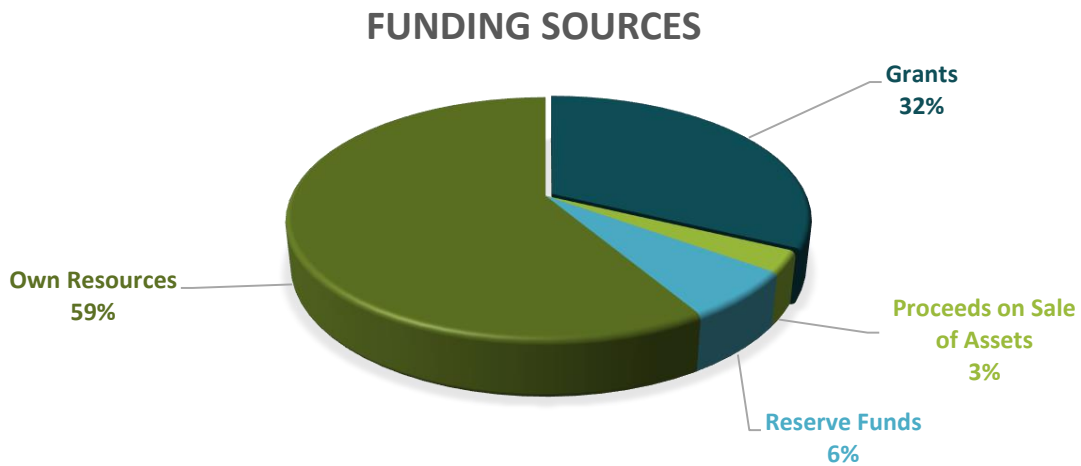


ASSET EXPENDITURE BREAKDOWN



5.2 Funding sources

Sources of funding	Budget 2017/18 \$'000	Budget 2018/19 \$'000	Budget 2019/20 \$'000	Variance \$'000
New works				
<i>External</i>				
Grants - Capital	113	1631	1671	40
Proceeds on sale of assets	609	176	148	-28
	721	1807	1819	12
<i>Internal</i>				
Reserve Funds	177	25	333	308
Own Resources	3803	2471	3044	573
	3979	2496	3377	881
Total funding sources	4701	4303	5196	893



6. Rating Strategy

This section considers the Council's rating strategy including strategy development and assumptions underlying the current year rate increase and rating structure. The rates to be applied are determined by Council on the basis of raising the revenue required to balance the estimated expenditure after all other estimated revenue has been received, for current and future requirements.

6.1 Strategy development

In developing the annual budget, rates and charges are identified as the principle source of revenue, accounting for over 50% of the total revenue received by Council annually. However, it has also been necessary to balance the importance of rate revenue as a funding source with community sensitivity to increases. The following tables show rate increases over the last eight years.

Year	UV	Rate Increases		
		GRV	Min UV	Min GRV
2013/14	5.70%	16.58%	0.00%	2.40%
2014/15	12.00%	12.50%	40.77%	23.53%
2015/16	13.95%	11.10%	2.07%	2.86%
2016/17	2.50%	2.50%	0.00%	0.00%
2017/18	1.50%	1.50%	-3.38%	0.00%
2018/19	2.00%	2.00%	0.00%	0.00%
2019/20	2.50%	2.50%	-2.10%	0.00%
Average increase	5.74%	6.95%	5.34%	4.11%

6.2 Current year rate increase

Councils charge rates to raise revenue for the delivery of vital community services and infrastructure, such as roads, footpaths, parks, libraries and community facilities. Each year, as part of the budget process, Council determines the rates and charges for the financial year.

Prior to the adoption of the 2019/20 Budget, Councillors participated in a number of budget workshops with associated detailed draft budget schedules including all operating and capital expenditure proposed to be included in the draft budget. As a result of these discussions, the draft plans were prepared to incorporate a general increase in rates of 2.50%. This varied from the rate increase of 3.0% previously determined in accordance with the Minor Strategic Review and advertised with the Corporate Business Plan.

Year	UV \$	Rate Levied \$'000			Total \$
		GRV \$	Min UV \$	Min GRV \$	
2012/13	1473	1460	219	573	3725
2013/14	1557	1711	195	512	3974
2014/15	1602	1758	435	820	4615
2015/16	1855	2203	371	624	5054
2016/17	1855	2547	416	612	5430
2017/18	1854	2630	466	593	5543
2018/19	2028	2717	413	565	5723
2019/20	2059	2809	456	551	5876
Average rate by category	\$ 6,148	\$ 1,925	\$ 1,400	\$ 1,080	\$ 2,234

6. Rating Strategy Continued...

6.3 Rating structure

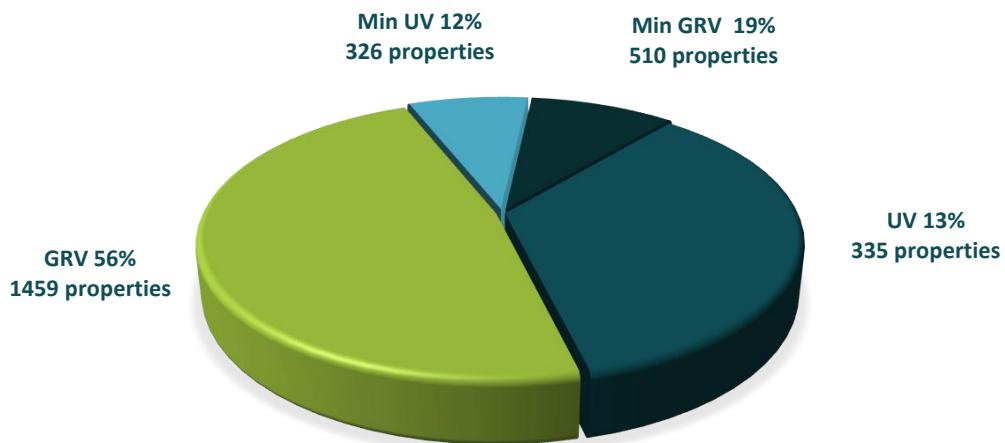
Council has established a rating structure which is comprised of the following elements. These are:

- * Gross Rental Values
- * Unimproved Values
- * Minimum Rate

6.4 Revaluation of UV properties

Landgate Valuation Services provided a new valuation for all UV properties in the shire as at 1 July 2019. Along with the revaluation of GRV properties provided as at 1 July 2016 and interim rates applied through the year, Council is obliged to use these values to establish the 2019/20 rates - which are determined by applying a nominated rate in the dollar to the GRV or UV of each property to set the rates to be levied against each property.

RATES LEVIED BY TYPE



SHIRE OF YORK
BUDGET
FOR THE YEAR ENDED 30 JUNE 2020

TABLE OF CONTENTS

Statement of Comprehensive Income by Nature or Type	2
Basis of Preparation	3
Statement of Comprehensive Income by Program	4
Statement of Cash Flows	6
Rate Setting Statement by Program	7
Rates and Service Charges	8
Net Current Assets	10
Reconciliation of Cash	12
Fixed Assets	13
Asset Depreciation	15
Borrowings	16
Cash Backed Reserves	18
Fees and Charges	20
Grant Revenue	20
Other Information	21
Major Land Transactions	22
Major Trading Undertaking	22
Interests in Joint Arrangements	22
Trust	22
Significant Accounting Policies - Other	23

SHIRE'S VISION

A vibrant and inviting agricultural, heritage and tourist town and a Shire community that is focused on and works collaboratively to improve and promote the town and the Shire of York as a destination and wonderful place to live.

**STATEMENT OF COMPREHENSIVE INCOME
FOR THE YEAR ENDED 30TH JUNE 2020**

BY NATURE OR TYPE

	NOTE	2019/20 Budget	2018/19 Actual	2018/19 Budget
		\$	\$	\$
Revenue				
Rates	1(a)	5,885,914	5,671,131	5,733,179
Operating grants, subsidies and contributions	9	1,057,663	2,533,783	1,200,999
Fees and charges	8	1,498,250	1,347,878	1,438,904
Interest earnings	10(a)	212,810	195,861	198,000
Other revenue	10(b)	71,200	59,500	69,900
		8,725,837	9,808,153	8,640,982
Expenses				
Employee costs		(4,122,453)	(3,671,907)	(4,012,855)
Materials and contracts		(2,479,986)	(2,296,874)	(2,611,185)
Utility charges		(399,820)	(359,227)	(409,588)
Depreciation on non-current assets	5	(2,584,364)	(2,655,641)	(2,441,786)
Interest expenses	10(d)	(105,003)	(112,958)	(115,058)
Insurance expenses		(197,906)	(247,552)	(189,397)
Other expenditure		(257,434)	(458,220)	(302,514)
		(10,146,966)	(9,802,379)	(10,082,383)
Subtotal		(1,421,129)	5,774	(1,441,401)
Non-operating grants, subsidies and contributions	9	1,671,470	569,909	1,631,324
Loss on asset disposals	4(b)	(97,018)	(9,933)	(416,011)
		1,574,452	559,976	1,215,313
Net result		153,323	565,750	(226,088)
Other comprehensive income				
Changes on revaluation of non-current assets		0	0	0
Total other comprehensive income		0	0	0
Total comprehensive income		153,323	565,750	(226,088)

This statement is to be read in conjunction with the accompanying notes.

FOR THE YEAR ENDED 30TH JUNE 2020**BASIS OF PREPARATION**

The budget has been prepared in accordance with Australian Accounting Standards (as they apply to local governments and not-for-profit entities) and interpretations of the Australian Accounting Standards Board, and the *Local Government Act 1995* and accompanying regulations. The *Local Government (Financial Management) Regulations 1996* take precedence over Australian Accounting Standards. Regulation 16 prohibits a local government from recognising as assets Crown land that is a public thoroughfare, such as land under roads, and land not owned by but under the control or management of the local government, unless it is a golf course, showground, racecourse or recreational facility of State or regional significance. Consequently, some assets, including land under roads acquired on or after 1 July 2008, have not been recognised in this budget. This is not in accordance with the requirements of AASB 1051 *Land Under Roads* paragraph 15 and AASB 116 *Property, Plant and Equipment* paragraph 7.

Accounting policies which have been adopted in the preparation of this budget have been consistently applied unless stated otherwise. Except for cash flow and rate setting information, the budget has been prepared on the accrual basis and is based on historical costs, modified, where applicable, by the measurement at fair value of selected non-current assets, financial assets and liabilities.

THE LOCAL GOVERNMENT REPORTING ENTITY

All funds through which the Shire of York controls resources to carry on its functions have been included in the financial statements forming part of this budget.

In the process of reporting on the local government as a single unit, all transactions and balances between those Funds (for example, loans and transfers between Funds) have been eliminated.

All monies held in the Trust Fund are excluded from the financial statements. A separate statement of those monies appears at Note 12 to the budget.

2018/19 ACTUAL BALANCES

Balances shown in this budget as 2018/19 Actual are estimates as forecast at the time of budget preparation and are subject to final adjustments.

CHANGE IN ACCOUNTING POLICIES

On the 1 July 2019 the following new accounting policies are to be adopted and have impacted on the preparation of the budget:

- AASB 15 - Revenue from Contracts with Customers;
- AASB 16 - Leases; and
- AASB 1058 - Income of Not-for-Profit Entities.

KEY TERMS AND DEFINITIONS - NATURE OR TYPE**REVENUES****RATES**

All rates levied under the *Local Government Act 1995*. Includes general, differential, specified area rates, minimum rates, interim rates, back rates, ex-gratia rates, less discounts offered. Exclude administration fees, interest on instalments, interest on arrears, service charges and sewerage rates.

SERVICE CHARGES

Service charges imposed under Division 6 of Part 6 of the *Local Government Act 1995*. Regulation 54 of the *Local Government (Financial Management) Regulations 1996* identifies these as television and radio broadcasting, underground electricity and neighbourhood surveillance services.

Excludes rubbish removal charges. Interest and other items of a similar nature received from bank and investment accounts, interest on rate instalments, interest on rate arrears and interest on debtors.

PROFIT ON ASSET DISPOSAL

Profit on the disposal of assets including gains on the disposal of long term investments. Losses are disclosed under the expenditure classifications.

REVENUES (CONTINUED)**OPERATING GRANTS, SUBSIDIES AND CONTRIBUTIONS**

Refer to all amounts received as grants, subsidies and contributions that are not non-operating grants.

NON-OPERATING GRANTS, SUBSIDIES AND CONTRIBUTIONS

Amounts received specifically for the acquisition, construction of new or the upgrading of non-current assets paid to a local government, irrespective of whether these amounts are received as capital grants, subsidies, contributions or donations.

FEES AND CHARGES

Revenue (other than service charges) from the use of facilities and charges made for local government services, sewerage rates, rentals, hire charges, fee for service, photocopying charges, licences, sale of goods or information, fines, penalties and administration fees. Local governments may wish to disclose more detail such as rubbish collection fees, rental of property, fines and penalties, other fees and charges.

INTEREST EARNINGS

Interest and other items of a similar nature received from bank and investment accounts, interest on rate instalments, interest on rate arrears and interest on debtors.

OTHER REVENUE / INCOME

Other revenue, which can not be classified under the above headings, includes dividends, discounts, and rebates. Reimbursements and recoveries should be separated by note to ensure the correct calculation of ratios.

EXPENSES**EMPLOYEE COSTS**

All costs associated with the employment of person such as salaries, wages, allowances, benefits such as vehicle and housing, superannuation, employment expenses, removal expenses, relocation expenses, worker's compensation insurance, training costs, conferences safety expenses, medical examinations, fringe benefit tax, etc.

MATERIALS AND CONTRACTS

All expenditures on materials, supplies and contracts not classified under other headings. These include supply of goods and materials, legal expenses, consultancy, maintenance agreements, communication expenses, advertising expenses, membership, periodicals, publications, hire expenses, rental, leases, postage and freight etc. Local governments may wish to disclose more detail such as contract services, consultancy, information technology, rental or lease expenditures.

UTILITIES (GAS, ELECTRICITY, WATER, ETC.)

Expenditures made to the respective agencies for the provision of power, gas or water. Exclude expenditures incurred for the reinstatement of roadwork on behalf of these agencies.

INSURANCE

All insurance other than worker's compensation and health benefit insurance included as a cost of employment.

LOSS ON ASSET DISPOSAL

Loss on the disposal of fixed assets includes loss on disposal of long term investments.

DEPRECIATION ON NON-CURRENT ASSETS

Depreciation expense raised on all classes of assets.

INTEREST EXPENSES

Interest and other costs of finance paid, including costs of finance for loan debentures, overdraft accommodation and refinancing expenses.

OTHER EXPENDITURE

Statutory fees, taxes, provision for bad debts, member's fees or State taxes. Donations and subsidies made to community groups.

**STATEMENT OF COMPREHENSIVE INCOME
FOR THE YEAR ENDED 30TH JUNE 2020**
BY REPORTING PROGRAM

	NOTE	2019/20 Budget	2018/19 Actual	2018/19 Budget
Revenue	1, 8, 9, 10(a),(b)	\$	\$	\$
Governance		2,900	5,907	8,400
General purpose funding		6,923,906	7,434,526	6,707,509
Law, order, public safety		72,827	184,315	93,611
Health		19,300	21,749	17,800
Education and welfare		35,451	37,821	35,287
Community amenities		770,804	700,456	710,938
Recreation and culture		488,281	627,270	759,024
Transport		215,000	646,999	154,463
Economic services		155,968	110,639	129,050
Other property and services		41,400	38,471	24,900
		8,725,837	9,808,153	8,640,982
Expenses excluding finance costs	5,10(c)(e)(f)(f)			
Governance		(746,744)	(871,649)	(724,104)
General purpose funding		(374,774)	(342,666)	(318,766)
Law, order, public safety		(483,914)	(691,750)	(472,887)
Health		(252,637)	(192,269)	(243,087)
Education and welfare		(142,387)	(113,511)	(138,589)
Community amenities		(1,189,964)	(1,024,748)	(1,158,384)
Recreation and culture		(3,321,860)	(2,807,346)	(3,324,853)
Transport		(2,462,227)	(2,654,249)	(2,493,275)
Economic services		(1,015,390)	(784,262)	(974,239)
Other property and services		(52,066)	(206,972)	(119,141)
		(10,041,963)	(9,689,422)	(9,967,325)
Finance costs	6, 10(d)			
Recreation and culture		(100,998)	(107,795)	(109,672)
Transport		(4,005)	(5,162)	(5,386)
		(105,003)	(112,957)	(115,058)
Subtotal		(1,421,129)	5,774	(1,441,401)
Non-operating grants, subsidies and contributions	9	1,671,470	569,909	1,631,324
(Loss) on disposal of assets	4(b)	(97,018)	(9,933)	(416,011)
		1,574,452	559,976	1,215,313
Net result		153,323	565,750	(226,088)
Other comprehensive income				
Changes on revaluation of non-current assets		0	0	0
Total other comprehensive income		0	0	0
Total comprehensive income		153,323	565,750	(226,088)

This statement is to be read in conjunction with the accompanying notes.

FOR THE YEAR ENDED 30TH JUNE 2020**KEY TERMS AND DEFINITIONS - REPORTING PROGRAMS**

The principal activities of Council for the Local Government of the Shire of York covers the provisions of law, order, public safety services, education services, health services, welfare services, community amenities, recreation and cultural services, transport services, economic services, and other property services as permitted under the Local Government Act or other written law.

PROGRAM NAME	ACTIVITIES
GOVERNANCE	Members expenses and the costs associated with meetings of Council, policy determination and public ceremonies and presentations and administration allocations.
GENERAL PURPOSE FUNDING	Rates, general purpose government grants and interest revenue
LAW, ORDER, PUBLIC SAFETY	Supervision of local laws, fire prevention including the provision of volunteer fire brigades, animal control and the support of local emergency and public safety organisations.
HEALTH	Food quality control, immunisation, environmental health and support to the medical practice and practitioners.
EDUCATION AND WELFARE	Building maintenance of Pioneer Memorial Lodge (leased Aged Care facility) and Centennial Units which are a joint venture with Homeswest providing self contained units to over 55's. Support to youth based initiatives.
COMMUNITY AMENITIES	Rubbish collection services, management of waste facilities, noise control, administration of the Town Planning Scheme, maintenance of cemeteries and storm water drainage maintenance.
RECREATION AND CULTURE	Maintenance of halls, aquatic centre, recreation centre and various reserves. Operation of the library and support to and maintenance of the Residency Museum.
TRANSPORT	Construction and maintenance of roads, bridges, footpaths, drainage works, lighting and cleaning of streets and depot maintenance.
ECONOMIC SERVICES	Area promotion, support to tourism, building control, the community bus, and standpipes.
OTHER PROPERTY AND SERVICES	Public works overhead allocations, plant operation cost allocations and Stock.

**STATEMENT OF CASH FLOWS
FOR THE YEAR ENDED 30TH JUNE 2020**

BY NATURE OR TYPE

	NOTE	2019/20 Budget	2018/19 Actual	2018/19 Budget
		\$	\$	\$
CASH FLOWS FROM OPERATING ACTIVITIES				
Receipts				
Rates		6,485,914	5,639,163	5,733,179
Operating grants, subsidies and contributions		1,191,663	2,435,359	1,200,999
Fees and charges		1,498,250	1,347,878	1,438,904
Interest earnings		212,810	195,861	198,000
Goods and services tax		50,462	7,547	0
Other revenue		71,200	59,500	69,900
		9,510,299	9,685,308	8,640,982
Payments				
Employee costs		(4,122,453)	(3,561,325)	(4,012,855)
Materials and contracts		(2,477,986)	(2,848,831)	(2,611,185)
Utility charges		(399,820)	(359,227)	(409,588)
Interest expenses		(105,003)	(115,058)	(115,058)
Insurance expenses		(197,906)	(247,552)	(189,398)
Other expenditure		(257,434)	(458,220)	(302,514)
		(7,560,602)	(7,590,213)	(7,640,598)
Net cash provided by (used in) operating activities	3	1,949,697	2,095,095	1,000,384
CASH FLOWS FROM INVESTING ACTIVITIES				
Payments for purchase of property, plant & equipment	4(a)	(1,089,937)	(495,069)	(1,440,330)
Payments for construction of infrastructure	4(a)	(4,106,528)	(1,808,600)	(2,862,901)
Non-operating grants, subsidies and contributions used for the development of assets	9	1,671,470	569,909	1,631,324
Proceeds from sale of plant & equipment	4(b)	148,000	124,336	1,065,000
Net cash provided by (used in) investing activities		(3,376,995)	(1,609,424)	(1,606,907)
CASH FLOWS FROM FINANCING ACTIVITIES				
Repayment of borrowings	6(a)	(233,976)	(223,922)	(873,922)
Net cash provided by (used in) financing activities		(233,976)	(223,922)	(873,922)
Net increase (decrease) in cash held		(1,661,274)	261,749	(1,480,445)
Cash at beginning of year		4,523,077	4,261,327	4,861,428
Cash and cash equivalents at the end of the year	3	2,861,803	4,523,076	3,380,983

This statement is to be read in conjunction with the accompanying notes.

**RATES SETTING STATEMENT
FOR THE YEAR ENDED 30TH JUNE 2020**

BY REPORTING PROGRAM

	NOTE	2019/20 Budget	2018/19 Actual	2018/19 Budget
		\$	\$	\$
OPERATING ACTIVITIES				
Net current assets at start of financial year - surplus/(deficit)	2 (b)(i)	2,273,332	1,750,159	2,094,197
		2,273,332	1,750,159	2,094,197
Revenue from operating activities (excluding rates)				
Governance		2,900	5,907	8,400
General purpose funding		1,037,992	1,763,395	974,330
Law, order, public safety		72,827	184,315	93,611
Health		19,300	21,749	17,800
Education and welfare		35,451	37,821	35,287
Community amenities		770,804	700,456	710,938
Recreation and culture		488,281	627,270	759,024
Transport		215,000	646,999	154,462
Economic services		155,968	110,639	129,050
Other property and services		41,400	38,471	24,900
		2,839,923	4,137,022	2,907,802
Expenditure from operating activities				
Governance		(762,112)	(877,290)	(742,583)
General purpose funding		(374,774)	(342,666)	(318,766)
Law, order, public safety		(483,914)	(691,750)	(476,487)
Health		(257,137)	(192,269)	(243,087)
Education and welfare		(142,387)	(113,511)	(138,589)
Community amenities		(1,189,964)	(1,024,748)	(1,158,384)
Recreation and culture		(3,422,858)	(2,915,141)	(3,434,525)
Transport		(2,543,382)	(2,659,411)	(2,535,911)
Economic services		(1,015,390)	(788,553)	(976,139)
Other property and services		(52,066)	(206,972)	(473,923)
		(10,243,984)	(9,812,311)	(10,498,394)
Non-cash amounts excluded from operating activities	2 (b)(ii)	2,681,382	2,706,126	2,857,797
Amount attributable to operating activities		(2,449,347)	(1,219,004)	(2,638,598)
INVESTING ACTIVITIES				
Non-operating grants, subsidies and contributions	9	1,671,470	569,909	1,631,324
Purchase property, plant and equipment	4(a)	(1,089,937)	(495,069)	(1,440,330)
Purchase and construction of infrastructure	4(a)	(4,106,528)	(1,808,600)	(2,862,901)
Proceeds from disposal of assets	4(b)	148,000	124,336	1,065,000
Amount attributable to investing activities		(3,376,995)	(1,609,424)	(1,606,907)
FINANCING ACTIVITIES				
Repayment of borrowings	6(a)	(233,976)	(223,922)	(873,922)
Transfers to cash backed reserves (restricted assets)	7(a)	(158,791)	(387,225)	(638,752)
Transfers from cash backed reserves (restricted assets)	7(a)	333,199	41,776	25,000
Amount attributable to financing activities		(59,568)	(569,370)	(1,487,674)
Budgeted deficiency before general rates		(5,885,914)	(3,397,798)	(5,733,179)
Estimated amount to be raised from general rates	1	5,885,914	5,671,130	5,733,179
Net current assets at end of financial year - surplus/(deficit)	2 (b)(i)	0	2,273,332	0

This statement is to be read in conjunction with the accompanying notes.

NOTES TO AND FORMING PART OF THE BUDGET
FOR THE YEAR ENDED 30TH JUNE 2020

1. RATES AND SERVICE CHARGES

(a) Rating Information

RATE TYPE	Rate in	Number of properties	Rateable value	2019/20 Budgeted rate revenue	2019/20 Budgeted interim rates	2019/20 Budgeted back rates	2019/20 Budgeted total revenue	2018/19 Actual total revenue	2018/19 Budget total revenue
	\$		\$	\$	\$	\$	\$	\$	\$
General rate									
Gross rental valuations									
GRV General Rate	0.123882	1,459	22,675,756	2,809,118			2,809,118	2,715,867	2,717,187
Unimproved valuations									
UV General	0.009416	335	218,722,999	2,059,496			2,059,496	2,027,653	2,027,782
					10,000	100	10,100	7,891	10,100
Sub-Totals		1,794	241,398,755	4,868,614	10,000	100	4,878,714	4,751,411	4,755,069
Minimum payment	\$								
Gross rental valuations									
GRV General Rate	1,080	510	1,545,642	550,800			550,800	567,000	564,840
Unimproved valuations									
UV General	1,400	326	32,056,809	456,400			456,400	411,840	413,270
Sub-Totals		836	33,602,451	1,007,200	0	0	1,007,200	978,840	978,110
		2,630	275,001,206	5,875,814	10,000	100	5,885,914	5,730,251	5,733,179
Discounts/concessions (Refer note 1(d))							0	(59,121)	0
Total amount raised from general rates							5,885,914	5,671,130	5,733,179
Rates received in advance							0	0	
Specified area rates (Refer note 1(c))							0	0	0
Total rates							5,885,914	5,671,130	5,733,179

All land (other than exempt land) in the Shire of York is rated according to its Gross Rental Value (GRV) in townsites or Unimproved Value (UV) in the remainder of the Shire of York.

The general rates detailed for the 2019/20 financial year have been determined by Council on the basis of raising the revenue required to meet the deficiency between the total estimated expenditure proposed in the budget and the estimated revenue to be received from all sources other than rates and also considering the extent of any increase in rating over the level adopted in the previous year.

The minimum rates have been determined by Council on the basis that all ratepayers must make a reasonable contribution to the cost of local government services/facilities.

**NOTES TO AND FORMING PART OF THE BUDGET
FOR THE YEAR ENDED 30TH JUNE 2020**

1. RATES AND SERVICE CHARGES (CONTINUED)

(b) Interest Charges and Instalments - Rates and Service Charges

The following instalment options are available to ratepayers for the payment of rates and service charges.

Instalment options	Date due	Instalment plan admin charge	Instalment plan interest rate	Unpaid rates interest rates
		\$	%	%
Option one				
	2/09/2019	0	0.0%	9.00%
Option two				
First Instalment	2/09/2019	0	5.50%	9.00%
Second Instalment	8/11/2019	10	5.50%	9.00%
Third Instalment	13/01/2020	10	5.50%	9.00%
Fourth Instalment	20/03/2020	10	5.50%	9.00%

	2019/20 Budget revenue	2018/19 Actual revenue	2018/19 Budget revenue
	\$	\$	\$
Instalment plan admin charge revenue	19,500	19,200	19,500
Instalment plan interest earned	24,000	23,666	24,000
Unpaid rates and service charge interest earned	104,000	131,846	104,000
	147,500	174,712	147,500

NOTES TO AND FORMING PART OF THE BUDGET
FOR THE YEAR ENDED 30TH JUNE 2020

2 (a). NET CURRENT ASSETS

	Note	2019/20 Budget 30 June 2020	2019/20 Budget 01 July 2019	2018/19 Estimated Actual 30 June 2019	2018/19 Budget 30 June 2019
		\$	\$	\$	\$
Composition of estimated net current assets					
Current assets					
Cash - unrestricted	3	64,032	1,550,900	1,550,900	158,346
Cash - restricted reserves	3	2,797,769	2,972,177	2,972,177	3,222,638
Receivables		577,113	1,361,575	1,361,575	1,217,461
Inventories		50,331	52,331	52,331	42,874
		3,489,245	5,936,983	5,936,983	4,641,319
Less: current liabilities					
Trade and other payables		360,932	360,932	360,932	1,139,733
Long term borrowings		244,525	233,976	233,976	(416,024)
Provisions		758,968	758,968	758,968	707,092
		1,364,425	1,353,876	1,353,876	1,430,801
Net current assets		2,124,820	4,583,107	4,583,107	3,210,518

Operating activities excluded from budgeted deficiency

When calculating the budget deficiency for the purpose of Section 6.2 (2)(c) of the *Local Government Act 1995*, the following amounts have been excluded as provided by *Financial Management Reg 32* which will not fund the budgeted expenditure.

	Note	2019/20 Budget 30 June 2020	2019/20 Budget 01 July 2019	2018/19 Estimated Actual 30 June 2019	2018/19 Budget 30 June 2019
		\$	\$	\$	\$
(i) Current assets and liabilities excluded from budgeted deficiency					
Net current assets	2	2,124,820	4,583,107	4,583,107	3,210,518
The following current assets and liabilities have been excluded from the net current assets used in the Rate Setting Statement.					
Adjustments to net current assets					
Less: Cash - restricted reserves	3	(2,797,769)	(2,972,177)	(2,972,177)	(3,222,638)
Less: Current assets not expected to be received at end of year - rates receivable			(59,121)	(59,121)	(49,962)
Add: Current liabilities not expected to be cleared at end of year - Current portion of borrowings		244,525	233,976	233,976	(416,024)
- Employee benefit provisions		521,952	487,547	487,547	478,106
Add: Movement in provisions between current and non-current provisions		(93,528)	0		
Adjusted net current assets - surplus/(deficit)		0	2,273,332	2,273,332	0
(ii) Operating activities excluded from budgeted deficiency					
The following non-cash revenue or expenditure has been excluded from operating activities within the Rate Setting Statement.					
Adjustments to operating activities					
Less: Movement in liabilities associated with restricted cash			40,552	40,552	
Add: Loss on disposal of assets	4(b)	97,018	9,933	9,933	416,011
Add: Depreciation on assets	5	2,584,364	2,655,641	2,655,641	2,441,786
Non cash amounts excluded from operating activities		2,681,382	2,706,126	2,706,126	2,857,797

**NOTES TO AND FORMING PART OF THE BUDGET
FOR THE YEAR ENDED 30TH JUNE 2020**

2 (c). NET CURRENT ASSETS (CONTINUED)

SIGNIFICANT ACCOUNTING POLICIES

CURRENT AND NON-CURRENT CLASSIFICATION

In the determination of whether an asset or liability is current or non-current, consideration is given to the time when each asset or liability is expected to be settled. The asset or liability is classified as current if it is expected to be settled within the next 12 months, being the Shire's operational cycle. In the case of liabilities where the Shire does not have the unconditional right to defer settlement beyond 12 months, such as vested long service leave, the liability is classified as current even if not expected to be settled within the next 12 months. Inventories held for trading are classified as current even if not expected to be realised in the next 12 months except for land held for sale where it is held as non-current based on the Shire's intentions to release for sale.

TRADE AND OTHER PAYABLES

Trade and other payables represent liabilities for goods and services provided to the Shire prior to the end of the financial year that are unpaid and arise when the Shire of York becomes obliged to make future payments in respect of the purchase of these goods and services. The amounts are unsecured, are recognised as a current liability and are normally paid within 30 days of recognition.

CONTRACT ASSETS

A contract asset is the right to consideration in exchange for goods or services the entity has transferred to a customer when that right is conditioned on something other than the passage of time.

PROVISIONS

Provisions are recognised when the Shire has a legal or constructive obligation, as a result of past events, for which it is probable that an outflow of economic benefits will result and that outflow can be reliably measured.

Provisions are measured using the best estimate of the amounts required to settle the obligation at the end of the reporting period.

INVENTORIES

General

Inventories are measured at the lower of cost and net realisable value.

Net realisable value is the estimated selling price in the ordinary course of business less the estimated costs of completion and the estimated costs necessary to make the sale.

Superannuation

The Shire of York contributes to a number of superannuation funds on behalf of employees.

All funds to which the Shire of York contributes are defined contribution plans.

TRADE AND OTHER RECEIVABLES

Trade and other receivables include amounts due from ratepayers for unpaid rates and service charges and other amounts due from third parties for goods sold and services performed in the ordinary course of business.

Receivables expected to be collected within 12 months of the end of the reporting period are classified as current assets. All other receivables are classified as non-current assets.

Collectability of trade and other receivables is reviewed on an ongoing basis. Debts that are known to be uncollectible are written off when identified. An allowance for doubtful debts is raised when there is objective evidence that they will not be collectible.

CONTRACT LIABILITIES

An entity's obligation to transfer goods or services to a customer for which the entity has received consideration (or the amount is due) from the customer. Grants to acquire or construct recognisable non-financial assets to be controlled by the Shire are recognised as a liability until such time as the Shire satisfies its obligations under the agreement.

EMPLOYEE BENEFITS

Short-term employee benefits

Provision is made for the Shire of York's obligations for short-term employee benefits. Short term employee benefits are benefits (other than termination benefits) that are expected to be settled wholly before 12 months after the end of the annual reporting period in which the employees render the related service, including wages, salaries and sick leave. Short-term employee benefits are measured at the (undiscounted) amounts expected to be paid when the obligation is settled.

The Shire of York's obligations for short-term employee benefits such as wages, salaries and sick leave are recognised as a part of current trade and other payables in the statement of financial position. The Shire of York's obligations for employees' annual leave and long service leave entitlements are recognised as provisions in the statement of financial position.

LAND HELD FOR RESALE

Land held for development and sale is valued at the lower of cost and net realisable value. Cost includes the cost of acquisition, development, borrowing costs and holding costs until completion of development. Finance costs and holding charges incurred after development is completed are expensed.

Gains and losses are recognised in profit or loss at the time of signing an unconditional contract of sale if significant risks and rewards, and effective control over the land, are passed on to the buyer at this point.

Land held for sale is classified as current except where it is held as non-current based on Council's intentions to release for sale.

**NOTES TO AND FORMING PART OF THE BUDGET
FOR THE YEAR ENDED 30TH JUNE 2020**

3. RECONCILIATION OF CASH

For the purposes of the Statement of Cash Flows, cash includes cash and cash equivalents, net of outstanding bank overdrafts. Estimated cash at the end of the reporting period is as follows:

	2019/20 Budget	2018/19 Actual	2018/19 Budget
	\$	\$	\$
Cash - unrestricted	64,032	1,550,900	158,346
Cash - restricted	2,797,769	2,972,177	3,222,638
	2,861,801	4,523,077	3,380,984
The following restrictions have been imposed by regulation or other externally imposed requirements:			
Plant Reserve	538,849	680,718	678,310
Leave Reserve	521,952	487,547	485,823
Town Planning Reserve	7,376	7,236	7,211
Avon River Mtce Reserve	15,393	14,852	114,799
Industrial Land Reserve	131,502	129,013	128,557
Refuse Site Develop Reserve	188,956	185,380	184,724
Centennial Gardens Reserve	161,997	153,065	145,048
Public Open Space Cont Reserve	447	438	437
Community Bus	86,377	84,742	84,442
Pioneer Memorial Lodge Reserve	54,885	88,184	100,487
Residency Museum Reserve	0	0	6,095
Carparking Reserve	18,275	17,929	17,866
Building Reserve	438,015	365,956	362,687
Disaster Reserve	34,453	33,801	33,681
Archives Reserve	6,980	6,848	6,823
Water Supply Reserve	6,778	6,778	6,778
Tied Grant Funds Reserve	124,008	124,008	124,008
Cemetery Reserve	5,179	5,081	5,063
R.S.L. Memorial Reserve	0	13,199	13,152
Greenhills Townsite Development Reserve	10,914	30,329	30,222
Roads Reserve	259,776	362,778	372,451
Land & Infrastructure Reserve	155,190	152,253	151,857
Forrest Oval Lights	6,401	4,318	4,760
Bowls Synthetic Surface Reserve	19,924	15,623	15,825
Tennis Synthetic Surface Reserve	4,142	2,101	2,532
Main Street Reserve	0	0	139,000
	2,797,769	2,972,177	3,222,638
Reconciliation of net cash provided by operating activities to net result			
Net result	153,323	565,752	(226,089)
Depreciation	2,584,364	2,655,641	2,441,786
(Profit)/loss on sale of asset	97,018	9,933	416,011
(Increase)/decrease in receivables	784,462	(122,845)	0
(Increase)/decrease in inventories	2,000	(11,408)	0
Increase/(decrease) in payables	0	(482,440)	0
Increase/(decrease) in employee provisions	0	50,373	0
Grants/contributions for the development of assets	(1,671,470)	(569,909)	(1,631,324)
Net cash from operating activities	1,949,697	2,095,097	1,000,384

SIGNIFICANT ACCOUNTING POLICES

CASH AND CASH EQUIVALENTS

Cash and cash equivalents include cash on hand, cash at bank, deposits available on demand with banks, other short term highly liquid investments that are readily convertible to known amounts of cash and which are subject to an insignificant risk of changes in value and bank overdrafts.

Bank overdrafts are shown as short term borrowings in current liabilities in Note 2 - Net Current Assets.

NOTES TO AND FORMING PART OF THE BUDGET
FOR THE YEAR ENDED 30TH JUNE 2020

4. FIXED ASSETS

(a) Acquisition of Assets

The following assets are budgeted to be acquired during the year.

Asset class	Reporting program								2019/20 Budget total	2018/19 Actual total	2018/19 Budget total
	Governance	Law, order, public safety	Health	Education and welfare	Recreation and culture	Transport	Economic services	Other property and services			
	\$	\$	\$	\$	\$	\$	\$	\$	\$	\$	
<i>Property, Plant and Equipment</i>											
Buildings - specialised	130,000			35,000	195,437			31,000	391,437	232,432	951,330
Furniture and equipment	10,000				15,000		10,000		35,000	30,246	79,000
Plant and equipment	134,000	10,000	26,000			456,500	37,000		663,500	232,391	410,000
	274,000	10,000	26,000	35,000	210,437	456,500	47,000	31,000	1,089,937	495,069	1,440,330
<i>Infrastructure</i>											
Infrastructure - Roads						2,281,715			2,281,715	1,435,080	2,375,263
Infrastructure - Footpaths						143,638			143,638	45,482	108,638
Infrastructure - Drainage						230,000			230,000	30,875	0
Infrastructure - Other						1,396,175			1,396,175	284,787	300,000
Infrastructure - Bridges						55,000			55,000	12,376	79,000
	0	0	0	0	0	4,106,528	0	0	4,106,528	1,808,600	2,862,901
Total acquisitions	274,000	10,000	26,000	35,000	210,437	4,563,028	47,000	31,000	5,196,465	2,303,669	4,303,231

A detailed breakdown of acquisitions on an individual asset basis can be found in the supplementary information attached to this budget document.

NOTES TO AND FORMING PART OF THE BUDGET
FOR THE YEAR ENDED 30TH JUNE 2020

4. FIXED ASSETS (CONTINUED)

(b) Disposals of Assets

The following assets are budgeted to be disposed of during the year.

	2019/20 Budget Net Book Value	2019/20 Budget Sale Proceeds	2019/20 Budget Profit	2019/20 Budget Loss	2018/19 Actual Net Book Value	2018/19 Actual Sale Proceeds	2018/19 Actual Profit	2018/19 Actual Loss	2018/19 Budget Net Book Value	2018/19 Budget Sale Proceeds	2018/19 Budget Profit	2018/19 Budget Loss
	\$	\$	\$	\$	\$	\$	\$	\$	\$	\$	\$	\$
By Program												
Governance	96,368	81,000	0	(15,368)	68,159	62,518	0	(5,641)	106,479	88,000	0	(18,479)
Law, order, public safety		0	0	0	16,364	16,364	0	0	21,600	18,000	0	(3,600)
Health	19,500	15,000	0	(4,500)		0	0	0		0	0	0
Transport	129,150	52,000	0	(77,150)		0	0	0	78,250	41,000	0	(37,250)
Economic services		0	0	0	23,837	19,545	0	(4,292)	16,900	15,000	0	(1,900)
Other property and services		0	0	0	25,909	25,909	0	0	1,257,782	903,000	0	(354,782)
	245,018	148,000	0	(97,018)	134,269	124,336	0	(9,933)	1,481,011	1,065,000	0	(416,011)
By Class												
<u>Property, Plant and Equipment</u>												
Buildings - specialised		0				0			1,225,482	876,400		(349,082)
Plant and equipment	245,018	148,000		(97,018)	134,269	124,336		(9,933)	255,529	188,600		(66,929)
	245,018	148,000	0	(97,018)	134,269	124,336	0	(9,933)	1,481,011	1,065,000	0	(416,011)

**NOTES TO AND FORMING PART OF THE BUDGET
FOR THE YEAR ENDED 30TH JUNE 2020**

5. ASSET DEPRECIATION

By Program

Governance
Law, order, public safety
Health
Education and welfare
Community amenities
Recreation and culture
Transport
Economic services
Other property and services

By Class

Buildings - specialised
Furniture and equipment
Plant and equipment
Infrastructure - Roads
Infrastructure - Footpaths
Infrastructure - Drainage
Infrastructure - Other
Infrastructure - Bridges

2019/20 Budget	2018/19 Actual	2018/19 Budget
\$	\$	\$
113,637	102,511	113,637
50,245	67,541	50,245
7,049	244	7,049
63,702	57,184	62,371
19,266	17,724	14,937
680,729	707,474	687,595
1,343,412	1,521,813	1,343,412
8,702	7,980	9,054
297,623	173,170	153,487
2,584,364	2,655,641	2,441,787
597,889	587,339	564,904
92,277	94,822	87,186
197,523	202,971	186,626
880,962	932,299	832,360
30,020	30,848	28,364
457,971	470,602	432,705
203,576	209,191	192,345
124,145	127,569	117,296
2,584,363	2,655,640	2,441,786

SIGNIFICANT ACCOUNTING POLICIES

DEPRECIATION

The depreciable amount of all fixed assets including buildings but excluding freehold land, are depreciated on a straight-line basis over the individual asset's useful life from the time the asset is held ready for use. Leasehold improvements are depreciated over the shorter of either the unexpired period of the lease or the estimated useful life of the improvements.

The assets residual values and useful lives are reviewed, and adjusted if appropriate, at the end of each reporting period.

Major depreciation periods used for each class of depreciable asset are:

Buildings - specialised	30 - 50 years
Furniture and equipment	4 - 10 years
Plant and equipment	5 - 15 years
Infrastructure - Roads	30 - 110 years
Infrastructure - Footpaths	60 - 80 years
Infrastructure - Drainage	80 - 120 years
Infrastructure - Other	20 - 50 years
Infrastructure - Bridges	75 - 80 years

DEPRECIATION (CONTINUED)

An asset's carrying amount is written down immediately to its recoverable amount if the asset's carrying amount is greater than its estimated recoverable amount.

Gains and losses on disposals are determined by comparing proceeds with the carrying amount. These gains and losses are included in profit or loss in the period which they arise.

RECOGNITION OF ASSETS

Assets for which the fair value as at the date of acquisition is under \$5,000 are not recognised as an asset in accordance with *Financial Management Regulation 17A (5)*. These assets are expensed immediately.

NOTES TO AND FORMING PART OF THE BUDGET
FOR THE YEAR ENDED 30TH JUNE 2019

6. INFORMATION ON BORROWINGS

(a) Borrowing repayments

Movement in borrowings and interest between the beginning and the end of the current financial year.

Purpose	Budget	2019/20	2019/20	Budget	Actual	2018/19	2018/19	Actual	Budget	2018/19	2018/19	Budget
	Principal 1 July 2019	Budget Principal repayments	Budget Interest repayments	Principal outstanding 30 June 2020	Principal 1 July 2018	Actual Principal repayments	Actual Interest repayments	Principal outstanding 30 June 2019	Principal 1 July 2018	Budget Principal repayments	Budget Interest repayments	Budget Principal outstanding 30 June 2019
		\$	\$	\$		\$	\$	\$		\$	\$	\$
Recreation and culture												
Loan 62 - Forrest Oval - Stage 1	982,651	56,904	61,025	925,747	1,036,133	53,482	63,878	982,651	1,036,133	53,482	64,447	982,651
Loan 63 - Forrest Oval - Stage 2	195,503	21,089	9,665	174,414	215,540	20,037	10,569	195,503	215,540	215,540	10,717	0
Loan 64 - Forrest Oval - Stage 3	304,957	32,896	15,077	272,062	336,212	31,255	16,486	304,957	336,212	85,752	16,718	250,460
Loan 65 - Archives Facility	37,842	13,180	1,608	24,662	50,398	12,556	2,179	37,842	50,398	12,556	2,232	37,842
Loan 67 - Old Convent School	429,025	60,229	13,624	368,797	487,320	58,295	14,683	429,025	487,320	458,295	15,557	29,025
Transport												
Loan 66 - Plant	153,338	49,678	4,005	103,660	201,635	48,297	5,162	153,338	201,635	48,297	5,386	153,338
	<u>2,103,317</u>	<u>233,976</u>	<u>105,003</u>	<u>1,869,341</u>	<u>2,327,238</u>	<u>223,922</u>	<u>112,958</u>	<u>2,103,317</u>	<u>2,327,238</u>	<u>873,922</u>	<u>115,057</u>	<u>1,453,316</u>
	2,103,317	233,976	105,003	1,869,341	2,327,238	223,922	112,958	2,103,317	2,327,238	873,922	115,057	1,453,316

All borrowing repayments, other than self supporting loans, will be financed by general purpose revenue.

**NOTES TO AND FORMING PART OF THE BUDGET
FOR THE YEAR ENDED 30TH JUNE 2020**

6. INFORMATION ON BORROWINGS (CONTINUED)

(b) New borrowings - 2019/20

The Shire does not intend to undertake any new borrowings for the year ended 30th June 2020

(c) Unspent borrowings

The Shire had no unspent borrowing funds as at 30th June 2019 nor is it expected to have unspent borrowing funds as at 30th June 2020.

(d) Credit Facilities

	2019/20 Budget	2018/19 Actual	2018/19 Budget
	\$	\$	\$
Undrawn borrowing facilities credit standby arrangements			
Bank overdraft limit	200,000	200,000	200,000
Bank overdraft at balance date	0	0	0
Credit card limit	10,000	10,000	10,000
Total amount of credit unused	210,000	210,000	210,000
Loan facilities			
Loan facilities in use at balance date	1,869,341	2,103,317	1,453,316

SIGNIFICANT ACCOUNTING POLICIES

BORROWING COSTS

Borrowing costs are recognised as an expense when incurred except where they are directly attributable to the acquisition, construction or production of a qualifying asset. Where this is the case, they are capitalised as part of the cost of the particular asset until such time as the asset is substantially ready for its intended use or sale.

NOTES TO AND FORMING PART OF THE BUDGET
FOR THE YEAR ENDED 30TH JUNE 2020

7. CASH BACKED RESERVES

(a) Cash Backed Reserves - Movement

	2019/20 Budget Opening Balance	2019/20 Budget Transfer (to)	2019/20 Budget Transfer (from)	2019/20 Budget Closing Balance	2018/19 Actual Opening Balance	2018/19 Actual Transfer (to)	2018/19 Actual Transfer (from)	2018/19 Actual Closing Balance	2018/19 Budget Opening Balance	2018/19 Budget Transfer (to)	2018/19 Budget Transfer (from)	2018/19 Budget Closing Balance
	\$	\$	\$	\$	\$	\$	\$	\$	\$	\$	\$	\$
Plant Reserve	680,718	13,131	(155,000)	538,849	672,343	8,375		680,718	667,535	10,775		678,310
Leave Reserve	487,547	34,405		521,952	481,548	5,999		487,547	478,106	7,717		485,823
Town Planning Reserve	7,236	140		7,376	7,147	89		7,236	7,096	115		7,211
Avon River Mtce Reserve	14,852	541		15,393	14,669	183		14,852	14,564	100,235		114,799
Industrial Land Reserve	129,013	2,489		131,502	127,426	1,587		129,013	126,515	2,042		128,557
Refuse Site Develop Reserve	185,380	3,576		188,956	183,098	2,282		185,380	181,790	2,934		184,724
Centennial Gardens Reserve	153,065	8,932		161,997	139,308	13,757		153,065	138,313	6,735		145,048
Public Open Space Cont Reserve	438	9		447	433	5		438	430	7		437
Community Bus	84,742	1,635		86,377	83,700	1,042		84,742	83,101	1,341		84,442
Pioneer Memorial Lodge Reserve	88,184	1,701	(35,000)	54,885	99,604	1,241	(12,660)	88,184	98,891	1,596		100,487
Residency Museum Reserve	0			0	6,041	75	(6,116)	0	5,998	97		6,095
Carparking Reserve	17,929	346		18,275	17,709	221		17,929	17,582	284		17,866
Building Reserve	365,956	72,059		438,015	354,540	34,416	(23,000)	365,956	352,005	35,682	(25,000)	362,687
Disaster Reserve	33,801	652		34,453	33,385	416		33,801	33,146	535		33,681
Archives Reserve	6,848	132		6,980	6,764	84		6,848	6,715	108		6,823
Water Supply Reserve	6,778			6,778	6,778	0		6,778	6,778	0		6,778
Tied Grant Funds Reserve	124,008			124,008	124,008	0		124,008	124,008	0		124,008
Cemetery Reserve	5,081	98		5,179	5,019	62		5,081	4,983	80		5,063
R.S.L. Memorial Reserve	13,199		(13,199)	0	13,037	162		13,199	12,943	209		13,152
Greenhills Townsite Development Re	30,329	585	(20,000)	10,914	29,956	373		30,329	29,742	480		30,222
Roads Reserve	362,778	6,998	(110,000)	259,776	91,637	271,141		362,778	90,982	281,469		372,451
Land & Infrastructure Reserve	152,253	2,937		155,190	110,872	41,381		152,253	110,080	41,777		151,857
Forrest Oval Lights	4,318	2,083		6,401	3,727	591		4,318	3,700	1,060		4,760
Bowls Synthetic Surface Reserve	15,623	4,301		19,924	12,216	3,407		15,623	12,129	3,696		15,825
Tennis Synthetic Surface Reserve	2,101	2,041		4,142	1,767	334		2,101	1,754	778		2,532
Main Street Reserve	0	0	0	0	0	0	0	0	0	139,000		139,000
	2,972,177	158,791	(333,199)	2,797,769	2,626,729	387,225	(41,776)	2,972,177	2,608,886	638,752	(25,000)	3,222,638

(b) Cash Backed Reserves - Purposes

In accordance with Council resolutions in relation to each reserve account, the purpose for which the reserves are set aside are as follows:

Reserve name	Anticipated date of use	Purpose of the reserve
Plant Reserve	Ongoing	To be used to fund plant purchases or major capital repairs.
Leave Reserve	Ongoing	To fund annual and long service leave requirements.
Town Planning Reserve	Ongoing	To develop and review the York Town Planning schemes and amendments.
Avon River Mtce Reserve	Ongoing	To maintain and protect the Avon River and its environs.
Industrial Land Reserve	Ongoing	For the continued development and expansion of an industrial subdivision within the Shire.
Refuse Site Develop Reserve	Ongoing	To be used for ongoing maintenance and development of Council's waste management facilities.
Centennial Gardens Reserve	Ongoing	To be used for further expansion and capital repairs of the existing units.
Public Open Space Cont Reserve	Ongoing	For the expansion and development of passive recreation areas within the Shire.
Community Bus	Ongoing	To finance the changeover of the Community Bus (funded by the operational surplus of the Community Bus).
Pioneer Memorial Lodge Reserve	Ongoing	To finance capital improvements and extensions to the seniors village (funded by the operational surplus of the Lodge).
Residency Museum Reserve	Ongoing	To fund capital expenditure and maintenance of the historical museum.
Carparking Reserve	Ongoing	To fund the management and control of parking facilities in accordance with Councils Parking Plan.
Building Reserve	Ongoing	For the construction and major capital improvements to all Council buildings.
Disaster Reserve	Ongoing	A contingency reserve to help fund recovery from any natural disaster.
Archives Reserve	Ongoing	To provide a secure building for the safe storage of Council's Archival Records.
Water Supply Reserve	Ongoing	To hold funds raised through the water supply charge until the loan repayment is due.
Tied Grant Funds Reserve	Ongoing	To segregate grant funds provided for specific projects until those projects are carried out.
Cemetery Reserve	Ongoing	To provide for the ongoing development of the existing York Cemetery or the development of a new site at a location to be determined.
R.S.L. Memorial Reserve	Ongoing	To provide for the upgrading of the RSL Memorial.
Greenhills Townsite Development Re	Ongoing	To provide funds to enhance the amenity and economic potential of the Greenhills Townsite with such funds to be expended in consultation with the Greenhills Progress Association.
Roads Reserve	Ongoing	To provide for future road resealing requirements.
Land & Infrastructure Reserve	Ongoing	For the purpose of funding the purchase of land and or buildings or the construction of buildings.
Forrest Oval Lights	Ongoing	To provide for the replacement and upgrading of the Oval Lights.
Bowls Synthetic Surface Reserve	Ongoing	To provide for the future replacement of Bowls synthetic surface.
Tennis Synthetic Surface Reserve	Ongoing	To provide for the future replacement of Tennis synthetic surface.
Main Street Reserve	Ongoing	To provide funds to upgrade the Main Street and the development of a Town Precinct.

**NOTES TO AND FORMING PART OF THE BUDGET
FOR THE YEAR ENDED 30TH JUNE 2020**

8. FEES & CHARGES REVENUE

	2019/20 Budget	2018/19 Actual	2018/19 Budget
	\$	\$	\$
Governance	400	210	400
General purpose funding	34,500	39,286	37,180
Law, order, public safety	17,210	20,706	18,210
Health	19,300	21,749	17,800
Education and welfare	32,001	34,894	32,001
Community amenities	763,634	697,052	703,778
Recreation and culture	487,941	400,995	493,684
Transport	0	686	0
Economic services	118,864	107,836	127,950
Other property and services	24,400	24,465	7,900
	1,498,250	1,347,878	1,438,903

9. GRANT REVENUE

Grants, subsidies and contributions are included as operating revenues in the Statement of Comprehensive Income:

By Program:

Operating grants, subsidies and contributions

Governance	0	210	0
General purpose funding	718,182	39,286	670,890
Law, order, public safety	48,120	20,690	67,991
Health	0	21,149	0
Education and welfare	0	34,894	0
Community amenities	0	697,346	0
Recreation and culture	0	401,154	20,000
Transport	148,700	686	89,462
Economic services	36,000	108,681	0
Other property and services	0	24,465	0
	951,002	1,348,561	848,343

Non-operating grants, subsidies and contributions

Recreation and culture	779,785	103,136	463,136
Transport	891,685	466,773	1,168,188
	1,671,470	569,909	1,631,324

**NOTES TO AND FORMING PART OF THE BUDGET
FOR THE YEAR ENDED 30TH JUNE 2020**

10. OTHER INFORMATION

	2019/20 Budget	2018/19 Actual	2018/19 Budget
	\$	\$	\$
The net result includes as revenues			
(a) Interest earnings			
Investments			
- Reserve funds	54,810	15,908	40,000
- Other funds	30,000	24,441	30,000
Other interest revenue (refer note 1b)	128,000	155,512	128,000
	212,810	195,861	198,000
(b) Other revenue			
Reimbursements and recoveries	106,661	439,305	352,656
Other	71,200	59,500	69,900
	177,861	498,805	422,556
The net result includes as expenses			
(c) Auditors remuneration			
Audit services	40,300	40,300	40,300
Other services	6,000	1,960	6,000
	46,300	42,260	46,300
(d) Interest expenses (finance costs)			
Borrowings (refer Note 6(a))	105,003	112,958	115,057
	105,003	112,958	115,057
(e) Elected members remuneration			
Meeting fees	102,359	101,708	101,346
Mayor/President's allowance	16,916	16,749	16,749
Deputy Mayor/President's allowance	4,229	4,187	4,187
Travelling expenses	1,500	0	1,500
Telecommunications allowance	14,000	14,081	14,000
	139,004	136,725	137,782

**NOTES TO AND FORMING PART OF THE BUDGET
FOR THE YEAR ENDED 30TH JUNE 2020**

11. MAJOR LAND TRANSACTIONS AND TRADING UNDERTAKINGS

It is not anticipated the Shire will be party to any Major Land Transactions or Trading Undertakings in 2019/20.

It is not anticipated the Shire will be party to any new joint venture arrangements during 2019/20.

12. TRUST FUNDS

Funds held at balance date over which the local government has no control and which are not included in the financial statements are as follows:

Detail	Balance 1 July 2019	Estimated amounts received	Estimated amounts paid	Estimated balance 30 June 2020
	\$	\$	\$	\$
CTF PAYMENT	1,831	8,249	8,249	1,830
BOND CAT TRAP	267	1,157	1,200	224
BONDS - EXTRACTIVE INDUSTRIES	4,500	0	0	4,500
BONDS - FOOTPATH & KERB	19,500	3,500	8,000	15,000
BONDS - HALL ETC	7,380	6,400	7,000	6,780
BONDS - KEYS	2,930	1,190	560	3,560
BONDS - PARKS/COUNCIL PROPS	2,500	6,500	7,500	1,500
BONDS - RENTAL PROPERTY	9,069	8,034	400	16,703
BUILDER REGIST BOARD LEVY	2,834	13,432	13,432	2,834
BUILDING BONDS	1,600	0	0	1,600
CASH RECEIPTS - OTHER	9,948	1,100	6,000	5,048
COMMUNITY BUS BONDS	1,250	850	1,100	1,000
CROSSOVER BOND - AVON VALLEY	5,940	0	0	5,940
CROSSOVER BOND - N BLISS	1,650	0	0	1,650
CROSSOVER BOND - SMORENBURG	1,650	0	0	1,650
FUNDRAISING ACCOUNT	0	75		75
FUNDS HELD FOR LOCAL GROUPS	14,554	0	0	14,554
GREENHILLS BUSHFIRE BRIGADE	114	0	114	0
INTEREST EARNED TRUST INVEST	166	166	166	167
LEEUVIN CONTRIBUTIONS	800	0	800	0
MOTORCROSS TRACK	5,865	0	5,865	0
PALMBROOK - CROSSOVERS	59,581	1,061	7,000	53,642
PALMBROOK - FOOTPATHS	16,530	2,249		18,779
PALMBROOK - INTERSECTIONS	29,876	0	0	29,876
PALMBROOK - PUBLIC OPEN SPACE	58,422	0	0	58,422
PALMBROOK - RURAL NUMBERS	1,820	0	400	1,420
PLANNING BONDS	10,646	10,506	15,000	6,152
POLICE LICENSING	0	1,300,000	1,300,000	0
PROPERTY SALE NON PAYMENT RA	69,065	0	69,065	0
SETTLERS HOUSE BONDS	13,357	0	13,357	0
SPORTING PRECINCT	5,310	1,350	6,660	0
SUBDIVISION BOND - BAWDEN	3,300	0	0	3,300
SUBDIVISION BOND - MEARES	32,976	1,131	32,976	1,132
SUBDIVISION BONDS	47,713	0	10,000	37,713
	442,946	1,366,951	1,514,844	295,053

**NOTES TO AND FORMING PART OF THE BUDGET
FOR THE YEAR ENDED 30TH JUNE 2020**

**13. SIGNIFICANT ACCOUNTING POLICIES - OTHER
INFORMATION**

GOODS AND SERVICES TAX (GST)

Revenues, expenses and assets are recognised net of the amount of GST, except where the amount of GST incurred is not recoverable from the Australian Taxation Office (ATO).

Receivables and payables are stated inclusive of GST receivable or payable. The net amount of GST recoverable from, or payable to, the ATO is included with receivables or payables in the statement of financial position.

Cash flows are presented on a gross basis. The GST components of cash flows arising from investing or financing activities which are recoverable from, or payable to, the ATO are presented as operating cash flows.

CRITICAL ACCOUNTING ESTIMATES

The preparation of a budget in conformity with Australian Accounting Standards requires management to make judgements, estimates and assumptions that effect the application of policies and reported amounts of assets and liabilities, income and expenses.

The estimates and associated assumptions are based on historical experience and various other factors that are believed to be reasonable under the circumstances; the results of which form the basis of making the judgements about carrying values of assets and liabilities that are not readily apparent from other sources. Actual results may differ from these estimates.

ROUNDING OFF FIGURES

All figures shown in this statement are rounded to the nearest dollar.

COMPARATIVE FIGURES

Where required, comparative figures have been adjusted to conform with changes in presentation for the current financial year.

BUDGET COMPARATIVE FIGURES

Unless otherwise stated, the budget comparative figures shown in the budget relate to the original budget estimate for the relevant item of disclosure.



Shire of York Fees and Charges 2019/20

COA/T#	ITEM	Condition/ Frequency	2018/19	2019/20	Variation
RATES / WASTE MANAGEMENT					
Rubbish Service Charges - All eligible properties					
	Charge per bin service	per annum	204.00	215.00	5%
	Charge per 1.5m ³ bin service	per annum	1,590.00	1,590.00	0%
	Additional pickup of a 1.5m ³ litre bin	per annum	33.00	33.00	0%
	Charge per 3.0 m ³ bin service	per annum	2,650.00	2,650.00	0%
	Charge per 4.5 m ³ bin service	per annum	4,240.00	4,240.00	0%
Waste Management Levy					
	Levy being to provide for the proper performance of services in accordance with s66 of the Waste Avoidance and Resource Recovery Act (2007).				
	General rate - cents per dollar of gross rental value		\$ 0.0001411	\$ 0.0001450	3%
	General rate - cents per dollar of unimproved value		\$ 0.0000168	\$ 0.0000150	-11%
	Per assessment/residence - minimum payment	per annum	90.00	90.00	0%
Payment Due Dates					
	Target date of issue of rates notice -		03-Aug-18	26-Jul-19	
	Payment due dates would therefore be -				
	- for payment in full -		10-Sep-18	02-Sep-19	
	- for payment of first instalment -		10-Sep-18	02-Sep-19	
	- for payment of second instalment -		12-Nov-18	08-Nov-19	
	- for payment of third instalment -		14-Jan-19	13-Jan-20	
	- for payment of fourth instalment -		18-Mar-19	20-Mar-20	
Property / Settlement Enquiries					
	Rate / accounts /enquiry		91.00	91.00	0%
	Rates / zoning / orders /requisitions		151.00	151.00	0%
Rates Enquiries - other					
	Reprint rate notices after due date (paper copy)	per notice	15.00	15.00	0%
	Reprint rate notices after due date (email copy)	per notice		10.00	new
	Research Charge	per hour	78.00	78.00	0%
	Copy Rate Book	printed	200.00	200.00	0%
	Copy Rate Book	electronic	150.00	150.00	0%
ADMINISTRATION CHARGES					
Administration charges - other					
	Council Minutes	per set	25.00	25.00	0%
	Council Agendas	per set	25.00	25.00	0%
	Council Minutes - extracts, per double sided page		0.80	0.80	0%
	- Members of Parliament & media representatives		no charge	no charge	
	- Email Copies		no charge	no charge	
	Council Local Laws - per double sided page		0.80	0.80	0%
	Copy of Electoral Roll - Residents or Owner/Occupier	per copy	32.00	100.00	213%
	Photocopying				
	- per single sided A4 page b/w		0.80	0.80	0%
	- per single sided A4 page colour		1.60	1.60	0%
	- per single sided A3 page b/w		1.60	1.60	0%
	- per single sided A3 page colour		2.10	2.10	0%



Shire of York Fees and Charges 2019/20

COA/T#	ITEM	Condition/ Frequency	2018/19	2019/20	Variation
	Dishonoured Cheque Fee		25.00	25.00	0%
Freedom of Information Other fees may apply – refer Governance Officer					
	Personal information about the applicant		no fee	no fee	
	Application fee (non personal information)		30.00	30.00	0%
	Charge for time dealing with the application	per hour/pro rata	30.00	30.00	0%
	Access time supervised by staff	per hour/pro rata	30.00	30.00	0%
	Photocopying staff time	per hour/pro rata	30.00	30.00	0%
	Per photocopy		0.20	0.20	0%
	Transcribing from tape, film or computer	per hour/pro rata	30.00	30.00	0%
	Duplicating a tape, film or computer information		Actual Cost	Actual Cost	
	Delivery, packaging and postage		Actual Cost	Actual Cost	
Library					
	Students only - Photocopy library references not for loan	per A4 single sided	0.50	0.50	0%
	Students only - Photocopy other library study materials	per A4 single sided	0.50	0.50	0%
	Administration fee - per invoice for overdue items		25.00	25.00	0%
	Lost or damaged library items	replacement cost + 20%			
	Library Membership Bond	Non-local memberships	50.00	50.00	0%
UNCLASSIFIED					
Standpipe water					
	Bond for Standpipe Swipe Card	per card	50.00	50.00	0%
	Usage - per 1000 litres (per kilolitre) - charged quarterly	per kilolitre	5.20	6.00	15%
	Administration fee - per invoice	per invoice	25.00	-	-100%
York Community Bus					
	Bond - Not for Profit/Community Group		50.00	50.00	0%
	Bond - Private		200.00	200.00	0%
	Mileage	per km	1.90	1.90	0%
	Hire Fee	per booking	75.00	75.00	0%
	Hire Fee - Not for Profit/Community Group	per booking	no charge	no charge	
	Cleaning surcharge fee if bus returned unclean		at cost + 20%	at cost + 20%	
CEMETERY					
Burials					
	Grant of Right of Burial (25yrs) - Initial Grant or Renewal	per plot	255.00	255.00	0%
	Transfer of Grant of Right of Burial		71.00	71.00	0%
	Copy of Grant of Right of Burial		17.00	17.00	0%
York Cemetery					
	Plot Fee - Standard size		1,439.00	1,439.00	0%
	Plot Fee - oversize		1,545.00	1,545.00	0%
	Extra width - oversize caskets (each additional 300mm)		90.00	90.00	0%
	Re-opening grave (second interment)		1,439.00	1,439.00	0%
	Re-opening grave (second interment) (oversize)		1,545.00	1,545.00	0%
	Exhumation fee - by Contractor	per exhumation	at cost + 20%	at cost + 20%	



Shire of York Fees and Charges 2019/20

COA/T#	ITEM	Condition/ Frequency	2018/19	2019/20	Variation
	Fees for weekend/public holiday labour charge - minimum charge	2 staff 3 hours	610.00	610.00	0%
	Additional fees for weekend/public holiday labour charge above minimum	per staff per hour	120.00	120.00	0%
	Grave number plate		42.00	42.00	0%
	Funeral Director's Annual Licence	annual	800.00	800.00	0%
	Single Funeral Permit	per burial	175.00	175.00	0%
	Burial without due notice	24 hours	168.00	168.00	0%
	Permission to erect or alter headstone, monument, kerbing, plaque		150.00	150.00	0%
	Monumental Mason Licence	annual	100.00	100.00	0%
Greenhills / Gilgering Cemetery - Additional Fees					
	Staff Travel (Greenhills)	per visit	205.00	At cost	
	Staff Travel (Gilgering)	per visit	147.00	At cost	
Ashes					
	Niche Reservation Fee (25yrs) single	per niche	282.00	282.00	0%
	Niche Reservation Fee (25yrs) double	per niche	337.00	337.00	0%
	Transfer of Niche Reservation		71.00	71.00	0%
	Copy of Niche Reservation		17.00	17.00	0%
	Plaque - at cost - Shire of York Supplier		at cost	at cost	
	Vase - at cost - Shire of York Supplier		at cost	at cost	
	Interment Fee - Single compartment		348.00	348.00	0%
	Interment Fee - Double compartment - 1st		376.00	376.00	0%
	Interment Fee - Double compartment - 2nd		348.00	348.00	0%
	Plaque fitting		100.00	100.00	0%
	Family in Attendance	Mon-Fri	150.00	150.00	0%
	Family in Attendance	Sat - am only	331.00	331.00	0%
	Additional labour charge - outside operational hours	per staff per hour	120.00	120.00	0%
	Ashes removal (exhumation)		337.00	337.00	0%
	Ashes placement in family grave	per placement	380.00	380.00	0%
Miscellaneous					
	Search records / family tree enquiries	per hour	84.00	84.00	0%
	Memorial plaque		at cost	at cost	
COUNCIL PROPERTY (Facilities)					
Companion Card Holders receive free entry to Shire venues and Shire-run events					
Residency Museum					
	Admission - Adults		5.00	5.00	0%
	Admission - Seniors/Concession Card Holders		4.00	4.00	0%
	Admission - Children under 16 years		3.00	3.00	0%
	Admission - Students (in student group/schools)	Helpers/ Teachers Free	3.00	3.00	0%
Guided Tours -					
	Adults		5.00	5.00	0%
	Children		3.00	3.00	0%
	Senior		4.00	4.00	0%
	Family Pass (2 adults, 2 Children or 1 Adult, 3 Children)		12.00	12.00	0%
	Research service - per half hour or part thereof		35.00	35.00	0%



Shire of York Fees and Charges 2019/20

COA/T#	ITEM	Condition/ Frequency	2018/19	2019/20	Variation
	Groups of 10 or more during normal hours	10% discount			
	Adults and senior group bookings outside normal opening hours	10% surcharge			
	Reproduction of photos	per digital copy	25.00	25.00	0%
	Shire of York residents - FREE entry		no charge	no charge	
Damage and breakages					
	Replacement or repair of any item		at cost	at cost	
	Additional loading to cover admin cost of arranging replacement or repair		20%	20%	
TOWN HALL HIRE					
A 20% reduction will apply to all bookings relating primarily to Seniors activities (subject to approval).					
Main Hall, Lesser Hall and Kitchen					
Hire includes crockery, cutlery, furniture (including trestles (20) and equipment. Seating capacity 400 (grey chairs approx 200, addt orange chairs where required refer below)					
	Bond - Events, Commercial & Private		1,000.00	1,000.00	
	Bond - Not-for-Profit / Community Groups		500.00	500.00	
	Bond - Keys		50.00	50.00	
	Town Hall - Private or Commercial	per day including set up on same day	885.00	885.00	0%
	Town Hall - Private or Commercial	half day (6hrs max.)	410.00	410.00	0%
	Town Hall - Not-for-Profit / community group	per day including set up on same day	400.00	400.00	0%
	Town Hall - Not-for-Profit / community group	half day (6hrs max.)	200.00	200.00	0%
	Setting up/rehearsals, decorating, clean up etc (prior to day of function and day after, if there are no other bookings)	(6hrs max - eg: 3 hrs set up prior & 3 hrs pack up after.)	100.00	100.00	0%
	Not-for-Profit / Community Groups - Annual hire fee up to 12 bookings	per financial year up to 3 hrs per booking	1000.00	1000.00	0%
	Town Hall - Additional bookings in excess of 12 bookings in the financial year	per booking up to 3 hrs	40.00	40.00	0%
Lesser Hall and Kitchen Hire includes crockery, cutlery, furniture (including trestles) and equipment (including urn). FLOOR AREA - 12m x 8m seats approx. 80					
	Bond - Events, Commercial & Private		500.00	500.00	
	Bond - Not-for-Profit / Community Groups		150.00	150.00	
	Bond - Keys		50.00	50.00	
	Lesser Hall - Private or Commercial	per day	320.00	320.00	0%
	Lesser Hall - Private or Commercial	half day (6hrs max.)	160.00	160.00	0%
	Lesser Hall - Not-for-Profit/Community Group	per day	110.00	110.00	0%
	Lesser Hall - Not-for-Profit/Community Group	half day (6hrs max.)	55.00	55.00	0%
	Setting up/rehearsals, decorating, clean up etc (prior to day of function and day after, if there are not other bookings)	(6hrs max - eg: 3 hrs set up prior & 3 hrs pack up after.)	78.00	78.00	0%
	Lesser Hall - Not-for-Profit / Community Groups - Annual hire fee up to 12 bookings	per financial year up to 3 hrs per booking	500.00	500.00	0%
	Lesser Hall - Additional bookings in excess of 12 bookings in the financial year	per booking up to 3 hrs	25.00	25.00	0%
Kitchen only Hire includes crockery, cutlery, and equipment.					
	Bond - Kitchen		150.00	150.00	
	Bond - Keys		50.00	50.00	
	Kitchen - All groups	per day	110.00	110.00	0%
Other Hall Fees and Charges					
	Additional Cleaning charge if required (to be taken from Bond)	per hour	35.00	35.00	0%
	Permission for liquor to be served		40.00	40.00	0%
	Chair Hire (orange chairs only - located at Scout Hall) - collect & return by Hirer, during office hours - (\$2.50) each		2.50	2.50	0%
Damage and breakages					



Shire of York Fees and Charges 2019/20

COA/T#	ITEM	Condition/ Frequency	2018/19	2019/20	Variation
	Replacement or repair of any item		at cost	at cost	
	Additional loading to cover admin cost of arranging replacement or repair		20%	20%	
			at cost	at cost	
SCOUT HALL (proposed fees if and when available for hire)					
	Bond - Hall		150.00	150.00	
	Bond - Keys		50.00	50.00	
	Rental charge - commercial	hourly	20.00	20.00	0%
	Rental charge - commercial	per day	95.00	95.00	0%
	Rental charge - Not-for-Profit / Community group	hourly	11.00	11.00	0%
	Rental charge - Not-for-Profit / Community group	per day	55.00	55.00	0%
SWIMMING POOL					
Admission					
	Adult		4.50	4.50	0%
	Children 5 - 17 years of age		3.50	3.50	0%
	Seniors & Aged Pension Card Holders		2.50	2.50	0%
	Spectators/Carers (attendant care support)		2.00	2.00	0%
Season Passes					
	Single Full Season Pass - Adult		100.00	100.00	0%
	Single Full Season Pass - Child up to 17 years		85.00	85.00	0%
	Full Season Family Pass - 2 adults and 2 children or 1 adult and 3 children. Additional family members may be obtained		303.00	303.00	0%
	Full Season Pass - Additional Family Members		50.00	50.00	0%
	Half Season Single Pass	Open to 31 December or 1 January to Closing Day	60.00	60.00	0%
	Half Season Child Pass	Open to 31 December or 1 January to Closing Day	50.00	50.00	0%
	Half Season Family Pass	Open to 31 December or 1 January to Closing Day	150.00	150.00	0%
	Half Season Pass - Additional Family Members	Open to 31 December or 1 January to Closing Day	30.00	30.00	0%
	10 Day Pass - Child (Vac Swim)		30.00	30.00	0%
	Season Passes - Seniors/Aged Pension Card holders 50% of the above fees				
	Free entrance is provided to children up to 5 years of age		no charge	no charge	
Other Swimming Pool Charges					
A 20% reduction will apply to all bookings relating primarily to Seniors activities (subject to approval).					
	Private Lessons/Classes	per lesson or hire lane per hour	10.00	10.00	0%
	Water Aerobics/Exercise	per hour	20.00	20.00	0%
	Annual fee by agreement - York Schools in-term swimming classes & carnivals		3,000.00	3,000.00	0%
	Pool Hire including operator for Private Hire (carnivals, gatherings)	per hour plus entry fees	136.00	136.00	0%
	Swimming Club Annual Fee		606.00	606.00	0%
FORREST OVAL PRECINCT - All Facilities					
	Bond - Large events and Commercial hire		2,500.00	2,500.00	
	Bond - Not-for-Profit / Community group		1,000.00	1,000.00	
	Hire - Large events and Commercial hire	per day / per event	by negotiation	by negotiation	
	Hire - Not-for-Profit / Community group	per day / per event	1,000.00	1,000.00	0%



Shire of York Fees and Charges 2019/20

COA/T#	ITEM	Condition/ Frequency	2018/19	2019/20	Variation
	York Agricultural Society (Annual York Show)	Per event	1,000.00	1,000.00	0%
FORREST OVAL PRECINCT - YRCC					
York Recreation and Convention Centre (Hire includes furniture. Functions are by negotiation - Seating 120 Standing 200)					
	Bond - Large events and Commercial hire	based on nature of event	up to 1000.00	up to 1000.00	
	Minimum charge - (pro rata area utilised)	per day	150.00	150.00	0%
	Maximum charge	per day	1,200.00	1,200.00	0%
	Cleaning fee, if applicable (as determined by management)	per use	55.00	55.00	0%
	Home or Visitor Change Rooms	per day	85.00	85.00	0%
Committee Room					
	Bond - Small events and General meetings		150.00	150.00	
	Bond - Keys		50.00	50.00	
	Community Meetings	per meeting	28.00	28.00	0%
	General Hire	per day	90.00	90.00	0%
	No charge for affiliated sporting groups who have paid an annual fee.				
YRCC Kitchen Services					
	A la Carte meals	per unit subject to menu	5.00 - 40.00	5.00 - 40.00	
	Beverages, served	per unit subject to menu	2.50 - 30.00	2.50 - 30.00	
	Canteen items	per unit subject to menu	0.50 - 20.00	0.50 - 20.00	
Tennis Courts					
	Adult use per person	per use, up to 3 hours	4.50	4.50	0%
	Junior (up to and including Yr 10) use per person	per use, up to 3 hours	2.20	2.20	0%
	York Lawn Tennis club members - Leisure and Pennants - (Leisure - subject to availability)		no charge	no charge	
	Hire of a tennis court - singular for Function/Event and non-members of YLTC	per hour/ by negotiation	18.00	18.00	0%
Bowling Green					
	Adult use per person	per use	4.50	4.50	0%
	Junior (up to and including Yr 10) use per person	per use	2.20	2.20	0%
	York Bowling club members in accordance with agreement		no charge	no charge	
	Hire of bowls rinks or greens for Function/Event and non-members of YBC	by negotiation			
YRCC Gym Gym membership does not entitle the user to access any other facilities within the Forrest Oval Precinct.					
	Membership Fee - Individual	annual	510.00	510.00	0%
	Membership Fee - Aged Pension/Permanent Disability Card Holders - p/p (50% discount)	annual	255.00	255.00	0%
	Membership Fee - Seniors - p/p (25% discount)	annual	383.00	383.00	0%
	Membership Fee - Juniors p/p (13 to 17) (50% discount)	annual	255.00	255.00	0%
	Membership Fee - Individual	1 month	90.00	90.00	0%
	Membership Fee - Aged Pension/Permanent Disability Card Holders - p/p (50% discount)	1 month	45.00	45.00	0%
	Membership Fee - Seniors - p/p (25% discount)	1 month	67.50	67.50	0%
	Membership Fee - Juniors p/p (13 to 17) (50% discount)	1 month	45.00	45.00	0%
	Membership Fee - Individual	6 months	307.00	307.00	0%
	Membership Fee - Aged Pension Card Holders - p/p (50% discount)	6 months	154.00	154.00	0%
	Membership Fee - Seniors - p/p (25% discount)	6 months	230.00	230.00	0%
	Membership Fee - Juniors p/p (13 to 17) (50% discount)	6 months	154.00	154.00	0%
	Membership Fee - Individual	3 months	181.00	181.00	0%



Shire of York Fees and Charges 2019/20

COA/T#	ITEM	Condition/ Frequency	2018/19	2019/20	Variation
	Membership Fee - Aged Pension Card Holders - p/p (50% discount)	3 months	91.00	91.00	0%
	Membership Fee - Seniors - p/p (25% discount)	3 months	136.00	136.00	0%
	Membership Fee - Juniors p/p (13 to 17) (50% discount)	3 months Adult Supervision required	91.00	91.00	0%
	Gym Fob Bond - (applicable to memberships of 1 or 3 month duration)		50.00	50.00	0%
	Carers (Attendant Care Support only) - no use of equipment		no charge	no charge	
Indoor Stadium					
A 20% reduction will apply to all bookings relating primarily to Seniors activities (subject to approval).					
	Bond - Hall		150.00	150.00	
	Bond - Keys		50.00	50.00	
	Indoor Stadium Hire	per day	320.00	320.00	0%
Group Classes - Not-for-Profit/Community groups					
	Adults	per hour	21.00	21.00	0%
	Mixed - Adults and Juniors	per hour	15.00	15.00	0%
	Juniors (school age)	per hour	12.00	12.00	0%
Group Classes - Other eg: Commercial / Private					
	Adults	per hour	32.00	32.00	0%
	Mixed - Adults and Juniors	per hour	27.00	27.00	0%
	Juniors (school age)	per hour	22.00	22.00	0%
	Martial Arts Groups	per hour	21.00	21.00	0%
	Community Groups	annually - as per agreements			
Upstairs - Indoor Stadium (Dance & Squash)					
	Bond		150.00	150.00	
	Bond - Keys		50.00	50.00	
	Dance or Fitness Group Classes - Not-for-Profit/Community groups - per hour		10.00	10.00	0%
	Dance or Fitness Group Classes - Private & Commercial		18.00	18.00	0%
	Squash Hire - per hour		10.00	10.00	0%
Oval					
	Bond - Forrest Oval		1,000.00	1,000.00	0%
	General usage - Community Group/Not-for-Profit	per day (per hour pro rata by negotiation)	330.00	330.00	0%
	General usage - Commercial Events	per day	680.00	680.00	0%
	Overflow camping - unpowered - per 2 people	minimum charge - per 2 ppl	15.00	15.00	0%
	Additional guests camping - per person	per person	6.00	6.00	0%
	Shower use fee - 15 minutes maximum	per person	5.00	5.00	0%
Hockey Clubrooms					
	Bond - Ovals		500.00	500.00	
	Bond - Clubrooms		150.00	150.00	
	Bond - Keys		50.00	50.00	
	Hockey Clubrooms Hire	per day	126.00	126.00	0%
Pavilion					
	Bond - Hall		150.00	150.00	
	Bond - Keys		50.00	50.00	
	Pavilion Hire	per day	130.00	130.00	0%
	Pavilion Hire	half day (4 hrs or less)	85.00	85.00	0%



Shire of York Fees and Charges 2019/20

COA/T#	ITEM	Condition/ Frequency	2018/19	2019/20	Variation
	(a potential additional cleaning fee may be charged at Management's discretion)				
Sporting Lights					
	All groups	per hour one set or 50 lux	12.00	12.00	0%
	All groups	per hour two sets or 100 lux	24.00	24.00	0%
Annual Fees - Various Facilities					
	Sporting groups - Basketball Club	As per agreement	700.00	700.00	0%
	Sporting groups - Junior Netball Club	As per agreement	650.00	650.00	0%
	Sporting groups - Senior Netball Club	As per agreement	700.00	700.00	0%
	Sporting groups - Junior Football Club	As per agreement	700.00	700.00	0%
	Sporting groups - Senior Football Club / Joeys Netball	As per agreement	1,700.00	1,700.00	0%
	Sporting groups - Hockey Club	As per agreement	1,500.00	1,500.00	0%
	Sporting groups - Bowling Club (annual fee inclusive of green fees)	As per agreement	9,007.00	plus CPI %	
	Sporting groups - Cricket Club	As per agreement	1,325.00	1,325.00	0%
	Sporting groups - Tennis Club	As per agreement	1,325.00	1,325.00	0%
	Sporting groups - Badminton (Stadium)	As per agreement	750.00	750.00	0%
	Seniors Mobility Group	As per agreement	-	1,000.00	new
	Dance groups - Indoor Stadium (upstairs) - Rural Dance School WA (O129317)	As per agreement	640.00	640.00	0%
	Annual Fee by agreement - York District High School (O121731) Expires Dec 2024 - increase by CPI for Dec qtr in accordance with agreement	As per Lease Agreement	15,856.00	plus CPI %	
Cancellation Fees - Events / Functions / Bookings Subject to completion of the Event and Function Booking Application Form					
	Cancellation Fees	(Charge on Final Quote)			
	1 month prior to the event		No charge	No charge	
	2 - 4 weeks prior to the event		50%	50%	
	Less than 2 weeks		75%	75%	
	Less than 1 week		No Refund	No Refund	
OTHER RECREATION FEES AND CHARGES					
	Bond - Avon Park		500.00	500.00	0%
	Bond - Peace Park		500.00	500.00	0%
	Bond - Mt Brown		500.00	500.00	0%
	Commercial Hire for use of parks and open spaces eg: for events		560.00	560.00	0%
	Private Hire - Weddings, Birthdays etc		120.00	120.00	0%
	Not-for-Profit / Community Groups		no charge	no charge	
Electricity (Avon Park Rotunda)					
	Electricity etc for functions and events		40.00	40.00	0%
Liquor permit Refer to conditions of hire. Note that Police approval may also be required. The York Police Station are advised of every liquor permit issued by the Shire.					
	Permission for liquor to be served		40.00	40.00	0%
	Replacement or repair of any item		at cost	at cost	
	Additional loading		20%	20%	
	To cover admin cost of arranging replacement or repair		at cost	at cost	
STANDING BONDS					
	Standing Key Bond (per key)	per key	100.00	100.00	
	Administration Fee for Standing Key Bond (non-refundable to cover costs)	per key	40.00	40.00	0%



Shire of York Fees and Charges 2019/20

COA/T#	ITEM	Condition/ Frequency	2018/19	2019/20	Variation
RANGER SERVICES					
Fines Enforcement Registry (applicable to all infringements)					
	Issuing Final Demand	FPINE Regs Sched 2	18.50	21.90	18%
	Preparing Enforcement Certificate	FPINE Regs Sched 2	15.75	18.65	18%
	Registration of Infringement Notice	FPINE Regs Sched 2	59.00	70.00	19%
Fire Control					
	Firebreaks - cost recovery	BFA 1954 s33(5)	at cost	at cost	
Rural Street Numbering					
	Rural Street Address Numbering - initial supply & replacement		101.00	101.00	0%
Impounded Vehicles					
	Impound Fee		126.00	126.00	0%
	Per Day Impounded		18.00	18.00	0%
	Towage		at cost	at cost	
Animal trap					
	Bond - Small Trap	bond	89.00	89.00	
	Trap hire	per day	1.25	1.25	0%
	Replace or damage fees at cost plus 20% administration fee	at cost	at cost + 20%	at cost + 20%	
Dog control fees					
	Registration Fees - Normal	In accordance with Dog Regulations 2013 (Reg 17)			
	Registration of unsterilised dog other than a dangerous dog for one year	1 Nov - 31 Oct	50.00	50.00	0%
	Registration of unsterilised dog other than a dangerous dog for one year - owned by pensioner		25.00	25.00	0%
	Registration of unsterilised dog for 3 years		120.00	120.00	0%
	Registration of unsterilised dog for 3 years - owned by pensioner		60.00	60.00	0%
	Registration of sterilised dog for one year		20.00	20.00	0%
	Registration of sterilised dog for one year owned by pensioner		10.00	10.00	0%
	Registration of sterilised dog for 3 years		42.50	42.50	0%
	Registration of sterilised dog for 3 years - owned by pensioner		21.25	21.25	0%
	Registration of sterilised dog for its lifetime		100.00	100.00	0%
	Registration of sterilised dog for its lifetime - owned by pensioner		50.00	50.00	0%
	Registration of a dangerous dog for one year		50.00	50.00	0%
	Dog Replacement Tags		4.00	4.00	0%
	Seizure and impounding of dog		126.00	126.00	0%
	Sustenance and maintenance of a dog in pound	per day or part thereof	15.00	15.00	0%
	Return impounded dog inside normal hours (from Depot)		no charge	no charge	
	Destruction of a dog - Euthanasia by Vet		at cost	at cost	
	Application for Initial Licence for Dog Kennel		149.00	149.00	0%
	Annual Renewal of Licence		122.00	122.00	0%
	Inspection of restricted breed, enclosure & provisions		100.00	100.00	0%
	Inspection for exemption of limitation for number of dogs		100.00	100.00	0%
	Voluntary Surrender of Dog		26.00	26.00	0%
	Processing a 3 to 6 Dog application		70.00	70.00	0%
Cat Control fees					
	Registration Fees - normal	In accordance with Cat Regulations 2012			



Shire of York Fees and Charges 2019/20

COA/T#	ITEM	Condition/ Frequency	2018/19	2019/20	Variation
	Registration of cat for one year	1 Nov - 31 Oct	20.00	20.00	0%
	Registration of cat for one year owned by pensioner		10.00	10.00	0%
	Registration of cat for 3 years		42.50	42.50	0%
	Registration of cat for 3 years - owned by pensioner		21.25	21.25	0%
	Registration of cat for its lifetime		100.00	100.00	0%
	Registration of cat for its lifetime - owned by pensioner		50.00	50.00	0%
	Application for grant or renewal of approval to breed cats	per cat	100.00	100.00	0%
	Keeping of 3 or more cats application		60.00	60.00	0%
	Seizure and impounding of cat		120.00	120.00	0%
	Sustenance and maintenance of a cat in pound	per day or part thereof	20.00	20.00	0%
	Return impounded cat inside normal hours (from Depot)		no charge	no charge	
	Microchipping and sterilisation - Vet		at cost	at cost	
	Destruction of a cat - Euthanasia by Vet		at cost	at cost	
	Voluntary Surrender of Cat		25.00	25.00	0%
	Application for Initial Licence for Cattery		149.00	149.00	0%
	Annual Renewal of Licence		122.00	122.00	0%
	Inspection for exemption of limitation for number of cat		100.00	100.00	0%
Impounding fees - per day or part thereof					
	Horses, Cattle, Mules etc weekday	per head per day	110.00	110.00	0%
	Goats, Pigs & Sheep weekday	per head per day	90.00	90.00	0%
	Weekend/public holidays/after hours - additional loading on above rates		at cost	at cost	
	Contractors for Transportation of Stock		at cost	at cost	
Sustenance and maintenance of the following -					
	Horses, Cattle, Mules etc	per head per day	15.50	15.50	0%
	Goats, Sheep, Pigs	per head per day	12.50	12.50	0%
HEALTH					
Effluent Systems Heath (Treatment of Sewage & Disposal of Effluent & Liquid Waste) Regulations 1974					
	Application fee		118.00	118.00	0%
	Permit to use		118.00	118.00	0%
Trading in public places					
	Application fee (applicable to all applications - except NfPO)		44.00	44.00	0%
	Licence - 1 day		11.00	11.00	0%
	Licence - 1 week		60.00	60.00	0%
	Licence - 1 month		180.00	180.00	0%
	Licence - 12 months (fee applies to renewal)		1,000.00	1,000.00	0%
	Not for Profit Organisations (NfPO) (still require a permit)		no charge	no charge	
	Note: Food Registration / Notification Fee Also Applies				
Stallholders Permits					
	Application fee (applicable to all applications - except NfPO)		22.00	22.00	0%
	Single Day Permit		22.00	22.00	0%
	Weekly Permit		88.00	88.00	0%
	Monthly Permit		200.00	200.00	0%



Shire of York Fees and Charges 2019/20

COA/T#	ITEM	Condition/ Frequency	2018/19	2019/20	Variation
	Annual Permit		1,000.00	1,000.00	0%
	Not for Profit Organisations (NfPO) (still require a permit)		no charge	no charge	
Events					
	Events Application (Non-refundable) - To be lodged minimum 8 weeks prior to event	Form to be completed	150.00	150.00	0%
	Event Stallholder (required minimum 14 days prior to event)	one single fee for one event with multiple stallholders	155.00	155.00	0%
	Event Stallholder - food businesses	one single fee for one event with multiple stallholders	111.00	111.00	0%
	Event Stallholder - amusements rides	one single fee for one event with multiple stallholders	111.00	111.00	0%
	Reg 18 - Application for an Event Noise Exemption	Form to be completed		1,000.00	new
	Late Payment Fee - Reg 18 Application			250.00	new
	Event Amenity Cleaning Service	per hour		30.00	new
	Late Processing Fee - Event Application			150.00	new
	Late Processing Fee - Event Stallholder Application	per stall		10.00	new
	Event Camping (Forrest Oval / Hockey Fields) - no power included	minimum charge per 2 ppl		15.00	new
	Additional charge per person	per person		6.00	new
Alfresco					
	Application Fee		25.00	25.00	0%
	Eating in public places licence renewal	Annually	250.00	250.00	0%
	- includes two (2) tables and eight (8) chairs				
	Extra table and four (4) chairs subject to approval		26.00	26.00	0%
Waste Disposal					
	York Residents Liquid Waste disposal fee - septic ponds	per litre	0.09	0.09	0%
	Regional Liquid Waste disposal fee	per litre	0.13	0.13	0%
Bees (Local Laws)					
	Permit Fee		58.00	58.00	0%
	Site inspection fee		45.00	45.00	0%
Caravan Parks & Camping Grounds	Caravan Parks & Camping Grounds Regulations 1997 - Schedule 3				
	Application for grant or renewal of licence - reg. 45	Annually	200.00	200.00	0%
	Additional fee for renewal after expiry - reg. 53		20.00	20.00	0%
	Temporary Licence - reg. 54		100.00	100.00	0%
	Transfer of licence		100.00	100.00	0%
Other Health Licences and Fees					
	Lodging House Licence renewal	Annually	220.00	220.00	0%
	Copy of any type of Analysis Certificate Section 246ZJ Act		40.00	40.00	0%
	Bacteriological analysis		90.00	90.00	0%
	Chemical analysis for determination of Potable water	as per contractors fees	at cost	at cost	
	All other samples at cost charged to Council + labour	min charge per hour	90.00	90.00	0%
Gaming / Liquor fees					
	Liquor Act Certification - Environmental Health		75.00	75.00	0%
	Gaming Act Certification- Public Building Health approval		75.00	75.00	0%
	Reissue, replacement or issue amended Certificates of Licence, registration or other approval documents		45.00	45.00	0%
Properties and premises activity					



Shire of York Fees and Charges 2019/20

COA/T#	ITEM	Condition/ Frequency	2018/19	2019/20	Variation
	Application for Day and Child Care inspection and report		75.00	75.00	0%
	Application for Hairdressing Premises including Mobile		75.00	75.00	0%
Public Buildings					
	Public Buildings - Low Risk Premises Application Fee		200.00	200.00	0%
	Public Building - High Risk Premises Application Fee		875.00	875.00	0%
	Public Buildings - Circus/Outdoor Entertainment Application Fee		150.00	150.00	0%
	Food Vehicles all classes Inspection fee		150.00	150.00	0%
	Notification of Food Business	Once off	67.00	67.00	0%
	Registration of Food Business	Once off	195.00	195.00	0%
	Food Business - Annual Surveillance and Monitoring Fee	Annually	180.00	180.00	0%
	Environmental Health Officer	per hour	100.00	100.00	0%
Offensive Trades Health (Offensive Trades Fees) Regulations 1976					
	Slaughterhouses	Annually	298.00	298.00	0%
	Piggeries	Annually	298.00	298.00	0%
	Manure Works	Annually	211.00	211.00	0%
	Laundries, dry-cleaning establishments	Annually	147.00	147.00	0%
	Knackeries	Annually	298.00	298.00	0%
	Poultry processing establishments	Annually	298.00	298.00	0%
	Poultry farming	Annually	298.00	298.00	0%
	Rabbit farming	Annually	298.00	298.00	0%
	Shellfish & crustacean processing establishment	Annually	298.00	298.00	0%
	Any other offensive trade not listed	Annually	298.00	298.00	0%
TOURISM AND AREA PROMOTION					
Guided Tours					
	Town Hall - per person	per person		7.00	new
	Group (10+) and Concession rate	per person		6.00	new
	Companion Card holders	per card holder		free of charge	
	Town Tours - Walking	per person		12.00	new
	Group (10+) and concession rate	per person		10.00	new
	Companion Card holders	per card holder		free of charge	
Brochure Advertising					
	Basic Advertising - enhanced listing	per 10x5 ad		\$375.00	new
	Standard Advertising - branded advertisement	per 10x5 ad		\$425.00	new
	Premium Advertising - double size branded advertisement	per 10x10 ad		\$695.00	new
	Priority placement - additional to any of the above	position of choice		\$110.00	new
BUILDING					
Private Swimming Pool Inspections					
	Pool Inspection Fee	per annum	37.50	37.50	0%
	Follow-up inspection/s if required		75.00	75.00	0%
Building Applications					
	Certified application for a building permit (s. 16(l)) –				



Shire of York Fees and Charges 2019/20

COA/T#	ITEM	Condition/ Frequency	2018/19	2019/20	Variation
	(a) for building work for a Class 1 or Class 10 building or incidental structure		0.19% of the estimated value of the building work as determined by the relevant permit authority, but not less than \$97.70	0.19% of the estimated value of the building work as determined by the relevant permit authority, but not less than \$105.00	
	(b) for building work for a Class 2 to Class 9 building or incidental structure		0.09% of the estimated value of the building work as determined by the relevant permit authority, but not less than \$97.70	0.09% of the estimated value of the building work as determined by the relevant permit authority, but not less than \$105.00	
	Uncertified application for a building permit (s. 16(l))		0.32% of the estimated value of the building work as determined by the relevant permit authority, but not less than \$97.70	0.32% of the estimated value of the building work as determined by the relevant permit authority, but not less than \$105.00	
	Application for a demolition permit (s. 16(l)) –				
	(a) for demolition work in respect of a Class 1 or Class 10 building or incidental structure		97.70	105.00	7%
	(b) for demolition work in respect of a Class 2 to Class 9 building		\$97.70 for each storey of the building	\$105.00 for each storey of the building	
	Application to extend the time during which a building or demolition permit has effect (s. 32(3)(f))		97.70	105.00	7%
Occupancy Permits, Building Approval Certificates Building Regulations 2012					
	Application for an occupancy permit for a completed building (s. 46)		97.70	105.00	7%
	Application for an occupancy permit for an incomplete building (s. 47)		97.70	105.00	7%
	Application for modification of an occupancy permit for additional use of a building on a temporary basis (s. 48)		97.70	105.00	7%
	Application for a replacement occupancy permit for permanent change of the building's use or classification (s. 49)		97.70	105.00	7%
	Application for an occupancy permit or building approval certificate for registration of strata scheme or plan of re-subdivision (s. 50(1) or (2))		\$10.80 for each strata unit covered by the application, but not less than \$107.70	\$11.60 for each strata unit covered by the application, but not less than \$115.00	
	Application for an occupancy permit for a building in respect of which unauthorised work has been done (s. 51(2))		0.18% of the estimated value of the unauthorised work as determined by the relevant permit authority, but not less than \$97.70	0.18% of the estimated value of the unauthorised work as determined by the relevant permit authority, but not less than \$105.00	
	Application for a building approval certificate for a building or an incidental structure in respect of which unauthorised work has been done (s. 51(3))	as per regs	0.38% of the estimated value of the unauthorised work as determined by the relevant permit authority, but not less than \$97.70	0.38% of the estimated value of the unauthorised work as determined by the relevant permit authority, but not less than \$105.00	
	Application to replace an occupancy permit for an existing building (s. 52(1))	as per regs	97.70	105.00	7%
	Application for a building approval certificate for an existing building or an incidental structure where unauthorised work has not been done (s. 52(2))	as per regs	97.70	105.00	7%
	Application to extend the time during which an occupancy permit or building approval certificate has effect (s. 65(3)(a))	as per regs	97.70	105.00	7%
Other Applications					
	Application as defined in regulation 31 (for each building standard in respect of which a declaration is sought)	as per regs	2160.15	2160.15	0%
Hoarding Licence					



Shire of York Fees and Charges 2019/20

COA/T#	ITEM	Condition/ Frequency	2018/19	2019/20	Variation
	\$97.70 plus \$1 per month or part of month per sqm of street	as per regs	97.70	97.70	0%
Other Building Control Fees & Charges					
	Bond - Footpath and kerbing damage		500.00	500.00	0%
	Bond - Demolition		500.00	500.00	0%
	Document/Plan search fee		64.00	64.00	0%
	Photocopying of Building Plans - Commercial		128.00	128.00	0%
	Photocopying of Building Plans - Domestic		64.00	64.00	0%
	Application for approval of battery powered smoke alarms		179.40	179.40	0%
	Electric Fence Licence Abutting Residential - Application		58.00	58.00	0%
	Electric Fence Licence Abutting Residential - Annual Fee		29.00	29.00	0%
	Application for a Variation to a Local Law			150.00	new
	Executive Manager	per hour	117.16	117.00	0%
	Building Surveyor / Development Services Coordinator	per hour	90.90	100.00	10%
	Administration Officer	per hour	55.55	56.00	1%
TOWN PLANNING Town Planning Scheme Amendments and associated hourly rates and expenses.					
Planning Services & Professional Advice					
	Consultant/s	inclusive of Heritage Advice	at cost	at cost	
	Executive Manager	per hour	117.16	117.00	0%
	Senior Planner	per hour	90.90	100.00	10%
	Planning Officer	per hour	55.55	56.00	1%
	Administration Officer	per hour	55.55	56.00	1%
Planning Applications					
Development Application					
- Not Commenced					
Determining a development application (other than for an extractive industry) where the development has not commenced or been carried out and the estimated cost of the development is -					
	(a) not more than \$50 000	as per regs	147.00	147.00	0%
	(b) more than \$50 000 but not more than \$500 000	as per regs	0.32% of the estimated cost of development	0.32% of the estimated cost of development	
	(c) more than \$500 000 but not more than \$2.5 million	as per regs	\$1 700 + 0.257% for every \$1 in excess of \$500,000	\$1 700 + 0.257% for every \$1 in excess of \$500,000	
	(d) more than \$2.5 million but not more than \$5 million	as per regs	\$7 161 + 0.206% for every \$1 in excess of \$2.5 million	\$7 161 + 0.206% for every \$1 in excess of \$2.5 million	
	(e) more than \$5 million but not more than \$21.5 million	as per regs	\$12 633 + 0.123% for every \$1 in excess of \$5 million	\$12 633 + 0.123% for every \$1 in excess of \$5 million	
	(f) more than \$21.5 million	as per regs	34,196.00	34,196.00	0%
- Commenced					
Determining a development application (other than for an extractive industry) where the development has commenced or been carried out					
		as per regs	The relevant fee above plus, by way of penalty, twice that fee	The relevant fee above plus, by way of penalty, twice that fee	



Shire of York Fees and Charges 2019/20

COA/T#	ITEM	Condition/ Frequency	2018/19	2019/20	Variation
	- Planning Approval Amendments	as per regs	93.00	50% of the initial application fee as determined by the relevant permit authority, but not more than \$295.00	
Application for Change of Use or for an alteration, extension or change of non-conforming use					
	- Not Commenced Determining an application for a change of use or for an alteration or extension or change of a non-conforming use to which item 1 does not apply, where the change or the alteration, extension or change has not commenced or been carried out	as per regs	295.00	295.00	0%
	- Commenced Determining an application for a change of use or for an alteration or extension or change of a non-conforming use to which item 2 does not apply, where the change or the alteration, extension or change has commenced or been carried out	as per regs	885.00	885.00	0%
	Advertising in local paper and mail out (Development Applications)		340.00	340.00	0%
	All other advertising at cost		at cost	at cost	
Mid-West Wheatbelt Development Assessment Panels					
	Development Assessment Panels - Dependant on value of development and additional to planning fees.				
	(a) not less than \$2 million and less than \$7 million		4,548.00	4,548.00	0%
	(b) not less than \$7 million and less than \$10 million		7,021.00	7,021.00	0%
	(c) not less than \$10 million and less than \$12.5 million		7,639.00	7,639.00	0%
	(d) not less than \$12.5 million and less than \$15 million		7,857.00	7,857.00	0%
	(e) not less than \$15 million and less than \$17.5 million		8,075.00	8,075.00	0%
	(f) not less than \$17.5 million and less than \$20 million		8,294.00	8,294.00	0%
	(g) \$20 million or more		8,511.00	8,511.00	0%
Extractive Industries - Development Applications					
	- Not Commenced Determining a development application for an extractive industry where the development has not commenced or been carried out	as per regs	739.00	739.00	0%
	- Commenced Determining a development application for an extractive industry where the development has commenced or been carried out	as per regs	2,217.00	2,217.00	0%
Extractive Industry Licence					
	Initial Application		550.00	550.00	0%
	Renewal Application Less than 5ha	per year	350.00	350.00	0%
	Renewal Application More than 5ha	per year	750.00	750.00	0%
	This refers to the area under the extractive industry licence and not the planning consent which may cover a greater area				
	Bond (sand)	per hectare	TBA on site	TBA on site	
	Bond (stone or gravel)	per hectare	TBA on site	TBA on site	
	Road Contributions		as per policy	as per policy	
	Transfer of licence fee/per application		300.00	300.00	0%
Subdivision Clearance					
	Not more than 5 lots	per lot	73.00	73.00	0%
	More than 5 lots but not more than 195 lots		\$73 per lot for the first 5 lots and then \$35 per lot	\$73 per lot for the first 5 lots and then \$35 per lot	
	More than 195 lots		7,393.00	7,393.00	0%
	Standard Crossover Bond for Subdivision Clearance	calculated as total cost of works plus 20% and GST	TBA on site	TBA on site	



Shire of York Fees and Charges 2019/20

COA/T#	ITEM	Condition/ Frequency	2018/19	2019/20	Variation
Home Occupation and Home Business - Development Application					
	- Not Commenced Determining an initial application for approval of a home occupation where the home occupation has not commenced		222.00	222.00	0%
	- Commenced Determining an initial application for approval of a home occupation where the home occupation has commenced		666.00	666.00	0%
Application for Renewal of Home Occupation or Business					
	- Not Expired Determining an application for the renewal of an approval of a home occupation where the application is made before the approval expires		73.00	73.00	0%
	- Expired Determining an application for the renewal of an approval of home occupation where the application is made after the approval has expired		219.00	219.00	0%
Carparking					
	Cash in Lieu per bay in accordance with planning approval		5,747.00	5,747.00	0%
Engineering					
	Engineering Fees for Subdivision (1.5% or 3% of construction cost dependent on level of engineering detail required in accordance with Planning & Development Act 2005)		1.5% or 3% of construction cost	1.5% or 3% of construction cost	
	Engineer - Development Supervision	per hour	117.16	117.00	0%
Other Town Planning Fees and Charges					
	Printed copy of Scheme Text		47.00	47.00	0%
	Printed copy of Local Planning Strategy		47.00	47.00	0%
	All direct costs such as advertising, map preparation etc		at cost	at cost	
	Providing a Zoning Certificate	Planning & Development Regulations 2009	73.00	73.00	0%
	Replying to a property settlement questionnaire - additional information to request with rates	Planning & Development Regulations 2009	73.00	73.00	0%
	Property documents and plan search per hour (Photocopying charge not included)		64.00	64.00	0%
	Providing written planning advice	Planning & Development Regulations 2009	73.00	73.00	0%
	Section 40 (Liquor Licence) and Section 55 (Gaming) Certificates	Planning & Development Regulations 2009	73.00	73.00	0%
	Certificate of Title		30.00	30.00	0%
	Application for permanent Road Closure		250.00	250.00	0%
	Scheme Amendment Plan		Fee estimates are to be calculated on a hourly basis, based on the maximum hourly rates set out in the Planning and Development Regulations 2009 for Town Planning Scheme Amendments. The full fee estimate is payable at the time of application. Actual costs will be payable upon the finalisation or discontinuation of the plan/amendment.		
	Structure Plan				
	Local Development Plan		850.00	850.00	0%
	Local Development Plan Modification		400.00	400.00	0%



Shire of York Fees and Charges 2019/20

COA/T#	ITEM	Condition/ Frequency	2018/19	2019/20	Variation
PRIVATE WORKS - Equipment is not available for private hire					
Deposits of 50% to be paid prior to commencement of works. Hire time commences from mobilisation of plant item Weekends & Public Holidays add \$40.00 per hour to all rates.					
	Graders	per hour	176.00	176.00	0%
	Loaders	per hour	164.00	164.00	0%
	Trucks - 13 tonne / fire truck	per hour	143.00	143.00	0%
	Trucks - 8 tonne	per hour	131.00	131.00	0%
	Trucks - 5 tonne	per hour	121.00	121.00	0%
Labour charge					
	Labour involved in excess of machine hours		99.00	99.00	0%
	Items used - pipes, guideposts, cement etc		at cost	at cost	
	Loading - to cover ordering, stocking etc		20%	20%	
Telstra and Water Corporation - reinstatement work					
	Bitumen - per street/road crossing		395.00	395.00	0%
	Gravel - per street/road crossing		264.00	264.00	0%
	Or as negotiated for each individual project.				
Signs					
	Application for signs		38.00	38.00	0%
	Directional signs purchase		232.00	232.00	0%
	Installation of signs		188.00	188.00	0%
Banner Poles - Avon Tce, Henrietta St and Panmure Rd					
	Private promotions or advertising	per month (maximum 4 weeks)	23.00	23.00	0%
	Private promotions or advertising	Installation and removal fee per banner	190.00	190.00	0%
	Advertising Community Groups	per month (maximum 6 weeks)	no charge	no charge	
Information Bay - Signs					
	Application for signs		33.00	33.00	0%
	Owner to supply sign and be responsible for maintenance		-	-	
	Installation of signs or taking down for repairs etc.		179.00	179.00	0%



SHIRE OF YORK BUDGET 2019/20

Descriptions	Estimated	Detail	Adopted Budget		Annual Budget		
	Actuals as at 30/06/2019		2018-19	2019-20	Income	Expenditure	Expenditure
			Income	Expenditure	Detail	Income	Expenditure
Proceeds Sale of Assets							
042232 Proceeds Sale Of Assets - Admin Vehicles	(\$61,818)		(\$81,000)	-		(\$81,000)	-
CEO Vehicles	-	(\$35,000)	-	-	(\$35,000)	-	-
EMCCS Vehicles	-	(\$23,000)	-	-	(\$23,000)	-	-
EMIDS Vehicles	-	(\$23,000)	-	-	(\$23,000)	-	-
Admin Pool Vehicle	-		-	-	-	-	-
051228 Proceeds Sale Of Assets - Ranger's Vehicle	(\$16,364)		(\$18,000)	-		-	-
Ranger Vehicle Changeover x 1 (3 Yr Cycle) Y347	-	(\$18,000)	-	-		-	-
077276 Proceeds Sale Of Assets - EHO Vehicle	-		-	-		(\$15,000)	-
EHO Vehicle Changeover (I30)	-		-	-	(\$15,000)	-	-
042432 Proceeds Sale Of Assets - Admin Furniture and Equipment	(\$700)		-	-		-	-
106210 Proceeds Sale Of Assets - Development Services Vehicle	-		-	-		-	-
Planning Vehicle Changeover - Y000	-		-	-		-	-
127297 Proceeds Sale Of Assets - Works Plant	-		(\$41,000)	-		(\$52,000)	-
Kubota Tractor Y299	-		-	-		-	-
Chainsaws, Blowers, Brushcutters & other minor items	-	(\$1,000)	-	-		-	-
SP Roller	-		-	-	(\$10,000)	-	-
Mulcher	-		-	-		-	-
Hino 9 tonne Y641	-		-	-		-	-
Parks and Gardens Utility Y3777	-	(\$10,000)			(\$15,000)	-	-
Mitsubishi Canter Y4099	-		-	-	(\$20,000)	-	-
Grader Utility Y482	-	(\$15,000)	-	-	(\$5,000)	-	-
Works Ute Y770	-	(\$15,000)	-	-		-	-
Utility Y6947	-		-	-	(\$2,000)	-	-
133297 Proceeds Sale Of Assets - Building Officer Vehicle	(\$19,545)		(\$15,000)	-		-	-
Building Officer Vehicle Changeover	-	(\$15,000)	-	-		-	-
143295 Proceeds Sale Of Assets - Pwo Vehicles	(\$25,909)		(\$21,000)	-		-	-
Work Supervisor's Vehicle Y96	-	(\$21,000)	-	-		-	-
144297 Proceeds - Sale Of Land	-		(\$889,000)	-		-	-
2 Dinsdale Street Residence	-	(\$239,000)	-	-		-	-
Sale of Land - Tennis Club Site	-	(\$250,000)	-	-		-	-
Proceeds - Old Convent School	-	(\$400,000)	-	-		-	-
Sub-Total Proceeds on Sale of Assets	(\$124,336)	(\$1,065,000)	(\$1,065,000)	-	(\$148,000)	(\$148,000)	-
042198 Loss on Sale of Assets - Admin Vehicles	\$5,641		-	-		-	-
58 - Exec Vehicles	-		-	-		-	-



SHIRE OF YORK BUDGET 2019/20

Descriptions	Estimated Actuals as at 30/06/2019	Detail	Adopted Budget 2018-19		Annual Budget 2019-20		
			Income	Expenditure	Detail	Income	Expenditure
133198 Loss On Sale Of Assets - Building	\$4,292		-	-		-	-
58 - Development Services Vehicle Y000	-		-	-		-	-
143198 Loss On Sale Of Assets - P.W.O. Vehicles	-		-	-		-	-
58 - Building Maintenance Y387	-		-	-		-	-
Sub-Total Profit/Loss on Sale of Assets	\$9,933	-	-	-	-	-	-
Written Down Values of Assets Sold							
042251 Realisation on Sale of Assets - Admin Vehicles	\$61,818		-	\$106,479		-	\$96,368
61 - CEO Vehicles	-	\$46,375	-	-	\$36,264	-	-
61 - EMCCS Vehicles	-	\$30,139	-	-	\$30,139	-	-
61 - EMIDS Vehicles	-	\$29,965	-	-	\$29,965	-	-
61 - Admin Vehicles					-		
051223 Realisation on Sale of Assets	-		-	\$21,600		-	-
61 - Ranger's Utility	-	\$21,600	-	-		-	-
077280 Realisation on Sale of Assets	-		-	-		-	\$19,500
61- EHO Vehicles	-	-	-	-	-	-	-
61 - EHO Vehicle Changeover x 1	-		-	-	\$19,500	-	-
61 - Development Services Vehicle	-		-	-		-	-
127197 Realisation on Sale of Assets - Works Plant	-		-	\$78,250		-	\$129,150
61 - John Deere Loader	-		-	-		-	-
61 - Kubota Tractor	-		-	-		-	-
61 - Hino 9T Y641	-		-	-		-	-
61 - Hino 5T Y1660	-		-	-		-	-
61 - Spray Ute Y770	-	\$26,250	-	-		-	-
61 - Parks and Gardens Utility Y3777	-	\$30,000	-	-	\$30,000	-	-
61 - Grader Utility Y482	-	\$19,500	-	-	\$15,000	-	-
61 - Multi Tyred Roller	-		-	-	\$53,000	-	-
61 - Hino 3T Y397	-		-	-		-	-
61 - Mitsubishi Canter Y4099	-		-	-	\$15,000	-	-
61 - Traffic Counters	-		-	-	\$3,375	-	-
61 - Trailers/Water taks	-		-	-	\$875	-	-
61 - Mower - John Deere	-		-	-		-	-
61 - Mulcher	-		-	-		-	-
61 - Y6947	-		-	-	\$10,000	-	-
61 - Cherry Picker	-		-	-		-	-



SHIRE OF YORK BUDGET 2019/20

Descriptions	Estimated	Adopted Budget		Annual Budget			
	Actuals as at 30/06/2019	Detail	Income	Expenditure	Detail	Income	Expenditure
61 - Chainsaws, Blowers, Brushcutters & other minor items	-	\$2,500	-	-	\$1,900	-	-
133296 Realisation on Sale of Assets	\$19,545	-	-	\$16,900	-	-	-
61 - Building Surveyor Y000	-	\$16,900	-	-	-	-	-
61 - Community Bus	-	-	-	-	-	-	-
143298 Realisation on Sale of Assets	-	-	-	\$32,300	-	-	-
61 - Works' Vehicles Y96	-	\$32,300	-	-	-	-	-
61 - EMID's Vehicle	-	-	-	-	-	-	-
61 - Works' Vehicles Y000	-	-	-	-	-	-	-
144295 Realisation on Sale of Assets - Land & Buildings	-	-	-	\$1,225,482	-	-	-
2 Dinsdale Street Residence	-	\$253,427	-	-	-	-	-
Old Tennis Club Site	-	\$372,600	-	-	-	-	-
Old Convent School	-	\$599,455	-	-	-	-	-
Sub-Total Written Down Value of Assets Sold	\$91,296	\$1,481,011	-	\$1,481,011	\$245,018	-	\$245,018
Total - GAIN/LOSS ON DISPOSAL OF ASSET	(\$33,040)	\$416,011	(\$1,065,000)	\$1,481,011	\$97,018	(\$148,000)	\$245,018
ABNORMAL ITEMS							
Sub Total - ABNORMAL ITEMS	-	-	-	-	-	-	-
Total - ABNORMAL ITEMS	-	-	-	-	-	-	-
Total - GAIN/LOSS ON DISPOSAL OF ASSET - OPERATING STATEMENT	(\$33,040)	\$416,011	(\$1,065,000)	\$1,481,011	\$97,018	(\$148,000)	\$245,018
RATES							
OPERATING EXPENDITURE							
031120 Admin O/Head & Labour Costs	\$113,542	-	-	\$132,571	-	-	\$140,759
39 - Allocation for total admin costs incurred by Council, (from 42100)	-	\$132,571	-	-	\$140,759	-	-
031118 Rates - Salaries	\$56,350	-	-	\$56,484	-	-	\$57,876
50 - Salaries as per Wages Schedule	-	\$56,484	-	-	\$57,876	-	-
031119 Rates - Superannuation	\$8,344	-	-	\$8,190	-	-	\$8,392
50 - Super as per Wages Schedule	-	\$8,190	-	-	\$8,392	-	-
031121 Long Service Leave	-	-	-	\$317	-	-	\$325
50 - as per Wages Schedule	-	\$317	-	-	\$325	-	-
031122 Cash Discrepancy	-	-	-	\$10	-	-	\$10
57 - Allocation for rounding of rates	-	\$10	-	-	\$10	-	-



SHIRE OF YORK BUDGET 2019/20

Descriptions	Estimated	Detail	Adopted Budget		Annual Budget		
	Actuals as at 30/06/2019		2018-19	2019-20	Detail	Income	Expenditure
			Income	Expenditure			
031124 Doubtful Debts Provision	\$87,889	-	-	-	-	-	-
57 - Other Expenditure	-	-	-	-	-	-	-
031127 Rates Incentive	\$1,000	-	-	\$1,000	-	-	\$1,000
57 - Rates incentive prize for prompt payment of rates	-	\$1,000	-	-	\$1,000	-	-
031128 Map Purchases	\$1,033	-	-	\$1,057	-	-	\$1,087
35 - Allocation for the purchase of property maps	-	\$1,057	-	-	\$1,087	-	-
031129 Valuation Expenses	\$13,491	-	-	\$16,979	-	-	\$65,471
51 - GRV General Valuation - 3-5yr cycle	-	-	-	-	\$48,000	-	-
51 - UV Roll	-	\$12,348	-	-	\$12,706	-	-
51 - Interim valuations	-	\$4,631	-	-	\$4,765	-	-
031130 Rate Write Offs Non Taxable	\$32,808	-	-	\$30,000	-	-	\$30,000
57 - Write-offs associated with long term debtors	-	\$30,000	-	-	\$30,000	-	-
031131 Other Expenses-Rates	\$26	-	-	\$658	-	-	\$709
35 - Rates Comparison Report	-	\$212	-	-	\$250	-	-
35 - Title Search Fees	-	\$318	-	-	\$328	-	-
35 - Other minor expenditure	-	\$127	-	-	\$131	-	-
031132 Rate Debt Recovery Cost	\$26,590	-	-	\$60,000	-	-	\$60,000
51 - General rate debt collection costs	-	\$60,000	-	-	\$60,000	-	-
039107 Write Offs	\$1,163	-	-	\$5,000	-	-	\$2,500
57 - Costs associated with write offs of long term Sundry Debtors	-	\$5,000	-	-	\$2,500	-	-
Sub Total - GENERAL RATES OP EXP	\$342,235	\$312,266	-	\$312,266	\$368,129	-	\$368,129
OPERATING INCOME							
031212 Rates	(\$5,663,239)		(\$5,723,079)	-		(\$5,875,814)	-
01 - GRV Rates RiD	-	(\$2,717,187)	-	-	(\$2,809,118)	-	-
01 - GRV Rates Minimums	-	(\$564,840)	-	-	(\$550,800)	-	-
01 - UV Rates RiD	-	(\$2,027,782)	-	-	(\$2,059,496)	-	-
01 - UV Rates Minimums	-	(\$413,270)	-	-	(\$456,400)	-	-
031213 Ex Gratia Rates	(\$17,329)		(\$13,260)	-		(\$17,500)	-
04 - CBH rates adjusted annually according to storage capacity as advised by CBH	-	(\$13,260)	-	-	(\$17,500)	-	-
031214 Rates Non Payment Penalty	(\$129,160)		(\$100,000)	-		(\$100,000)	-
08 - Penalty interest for non payment of rates	-	(\$100,000)	-	-	(\$100,000)	-	-
031218 Interim Rates	(\$7,504)		(\$10,000)	-		(\$10,000)	-
01 - Provision for increased rate revenue from interim adjustments	-	(\$10,000)	-	-	(\$10,000)	-	-



SHIRE OF YORK BUDGET 2019/20

Descriptions	Estimated	Detail	Adopted Budget		Annual Budget		
	Actuals as at 30/06/2019		2018-19 Income	2018-19 Expenditure	2019-20 Detail	2019-20 Income	2019-20 Expenditure
031219 Interest On Rates Instalments	(\$23,666)		(\$24,000)	-		(\$24,000)	-
08 - Interest associated with instalment option method of payment to reflect Council's foregone interest revenue	-	(\$24,000)	-	-	(\$24,000)	-	-
031220 Instalment Admin Fee	(\$19,200)		(\$19,500)	-		(\$19,500)	-
07 - Charged to reflect Council's cost of administering the instalment option process	-	(\$19,500)	-	-	(\$19,500)	-	-
031221 Back Rates Prior Year	(\$387)		(\$100)	-		(\$100)	-
01 - Rates due to increases in valuations from previous years	-	(\$100)	-	-	(\$100)	-	-
031222 Pensioner Deferred Rate Interest	(\$2,687)		(\$2,000)	-		(\$2,000)	-
08 - Interest payment provided by State Treasury Dept to reflect Council's foregone interest as a result of the Pensioner's Deferment Scheme	-	(\$2,000)	-	-	(\$2,000)	-	-
031223 ESL Non-Payment Penalty Interest	(\$3,481)		(\$2,000)	-		(\$2,000)	-
08 - Interest charged on overdue ESL payments (retained by Council)	-	(\$2,000)	-	-	(\$2,000)	-	-
031230 Property Enquiry Fees	(\$15,445)		(\$17,680)	-		(\$15,000)	-
07 - Income received from EAS enquiries	-	(\$17,680)	-	-	(\$15,000)	-	-
031231 Rate Debt Recovery Non Taxable	(\$28,858)		(\$55,000)	-		(\$55,000)	-
04 - Recovered by Rates	-	(\$55,000)	-	-	(\$55,000)	-	-
031232 Rates Debt Recovery Taxable	-		-	-	-	-	-
04 - Matching income to acct 31132	-	-	-	-	-	-	-
Sub Total - GENERAL RATES OP INC	(\$5,910,956)	(\$5,966,619)	(\$5,966,619)	-	(\$6,120,914)	(\$6,120,914)	-
Total - GENERAL RATES	(\$5,568,721)	(\$5,654,353)	(\$5,966,619)	\$312,266	(\$5,752,785)	(\$6,120,914)	\$368,129
OTHER GENERAL PURPOSE FUNDING							
OPERATING EXPENDITURE							
039104 Provision For Stock Write Off	-		-	\$1,500		-	\$1,500
57 - Provision for stock shortfall	-	\$1,500	-	-	\$1,500	-	-
039106 Debt Recovery	\$431		-	\$5,000		-	\$5,145
57 - Costs associated with debt recovery matters other than those relating to rates 31132	-	\$5,000	-	-	\$5,145	-	-
039199 Depreciation	-		-	-		-	-
54 - Depreciation of assets	-	-	-	-	-	-	-
Sub Total - OTHER GENERAL PURPOSE FUNDING OP/EXP	\$431	\$6,500	-	\$6,500	\$6,645	-	\$6,645



SHIRE OF YORK BUDGET 2019/20

Descriptions	Estimated Actuals as at 30/06/2019	Detail	Adopted Budget 2018-19		Annual Budget 2019-20			
			Income	Expenditure	Detail	Income	Expenditure	
OPERATING INCOME								
032260 Grant Funds (Untied)	(\$845,588)	-	(\$393,616)	-	-	(\$424,110)	-	-
02 - LGGC funding (operating)	-	(\$393,616)	-	-	(\$424,110)	-	-	-
032270 Grant Funds (Untied)	(\$636,474)	-	(\$277,274)	-	-	(\$294,072)	(\$294,072)	-
02 - LGGC funding road maintenance (operating)	-	(\$277,274)	-	-	(\$294,072)	-	-	-
039219 Charges Legal Costs	(\$1,160)	-	-	-	-	-	-	-
039222 Interest Earned Muni & Trust	(\$24,441)	-	(\$30,000)	-	-	(\$30,000)	(\$30,000)	-
08 - Interest earned on short term Council investments	-	(\$30,000)	-	-	(\$30,000)	-	-	-
039227 Interest Earned Reserve Funds	(\$15,908)	-	(\$40,000)	-	-	(\$54,810)	(\$54,810)	-
08 - Interest earned on short term Council investments	-	(\$40,000)	-	-	(\$54,810)	-	-	-
Sub Total - OTHER GENERAL PURPOSE FUNDING OP/INC	(\$1,523,570)	(\$740,890)	(\$740,890)	-	(\$802,992)	(\$802,992)	-	-
Total - OTHER GENERAL PURPOSE FUNDING	(\$1,523,139)	(\$734,390)	(\$740,890)	\$6,500	(\$796,347)	(\$802,992)	\$6,645	
Total - GENERAL PURPOSE FUNDING	(\$7,091,860)	(\$6,388,743)	(\$6,707,509)	\$318,766	(\$6,549,132)	(\$6,923,906)	\$374,774	
MEMBERS OF COUNCIL								
OPERATING EXPENDITURE								
041101 Attendance Fees	\$101,708	-	-	\$101,346	-	-	\$102,359	
57 - Elected Members' sitting fees	-	\$80,568	-	-	\$81,374	-	-	
57 - President's attendance meeting fees	-	\$20,778	-	-	\$20,986	-	-	
041102 Conference Expenses	\$17,870	-	-	\$20,000	-	-	\$40,000	
51 - Councillor's attendance at conferences, training sessions incl. accommodation	-	\$20,000	-	-	\$40,000	-	-	
041103 Election Expenses	-	-	-	-	-	-	\$20,000	
57 - Provision for Municipal election held every two years	-	-	-	-	\$20,000	-	-	
041104 Presidential Allowance	\$20,936	-	-	\$20,936	-	-	\$21,146	
57 - Shire President's allowance	-	\$16,749	-	-	\$16,916	-	-	
57 - Deputy President's allowance	-	\$4,187	-	-	\$4,229	-	-	
041105 Sponsorships	\$16,757	-	-	\$19,246	-	-	\$10,000	
57 - Project Funding - Yr 1 & 2 - Avon Tce Revitalisation	-	\$19,246	-	-	-	-	-	
51 - CBD - Access and Inclusion Improvements	-	-	-	-	\$10,000	-	-	
041106 Refreshments & Receptions	\$11,512	-	-	\$15,000	-	-	\$15,000	



SHIRE OF YORK BUDGET 2019/20

Descriptions	Estimated	Adopted Budget		Annual Budget			
	Actuals as at 30/06/2019	Detail	Income	Expenditure	Detail	Income	Expenditure
51 - Council luncheons, civic receptions, Christmas party and other functions	-	\$15,000	-	-	\$15,000	-	-
041107 Citizenships & Presentations	\$314		-	\$500		-	\$500
57 - Small gifts purchased for presentation at citizenship ceremonies	-	\$500	-	-	\$500	-	-
041108 Printing & Stationery	\$2,235		-	\$3,500		-	\$1,823
51 - Elected member business cards	-	\$300	-	-	\$309	-	-
51 - Binding of minutes	-	\$2,700	-	-	\$1,000	-	-
51 - Other minor expenditure	-	\$500	-	-	\$515	-	-
041109 Communication Allowance	\$14,081		-	\$14,000		-	\$14,000
57 - Councillor's communication allowance 7 @ \$2000	-	\$14,000	-	-	\$14,000	-	-
041110 Insurance	\$5,014		-	\$5,250		-	\$5,513
53 - Councillor's & Officer's Liability	-	\$4,700	-	-	\$4,935	-	-
53 - Corporate Travel	-	\$400	-	-	\$420	-	-
53 - Personal Accident Insurance	-	\$150	-	-	\$158	-	-
041111 Subscriptions	\$21,069		-	\$27,788		-	\$23,746
51 - WA Local Government Association	-	\$9,460	-	-	\$9,734	-	-
51 - AROC Subscription	-	\$10,000	-	-	\$5,500	-	-
51 - WALGA Zone Secretarial Services	-	\$2,100	-	-	\$2,161	-	-
51 - Avon Midland Zone - Political Lobbying	-	\$1,500	-	-	\$1,544	-	-
51 - LGMA Corporate Membership	-	\$1,855	-	-	\$1,909	-	-
51 - Volunteering WA	-	\$232	-	-	\$239	-	-
51 - Country Arts WA	-	\$116	-	-	\$120	-	-
51 - Australia Day Council	-	\$525	-	-	\$540	-	-
51 - Other minor expenditure	-	\$2,000	-	-	\$2,000	-	-
041112 Public Relations	\$76,936		-	\$89,218		-	\$50,026
50 - Direct labour costs	-	\$1,493	-	-	\$1,238	-	-
40 - Labour overheads	-	\$2,149	-	-	\$1,623	-	-
35 - Miscellaneous Shire purchases including art	-	\$2,000	-	-	\$2,000	-	-
51 - Budget newsletter, calendar etc	-	\$2,000	-	-	\$2,000	-	-
51 - Community directory - York Telecentre	-	\$1,288	-	-	\$1,288	-	-
51 - Anzac Celebrations	-	\$5,000	-	-	\$5,000	-	-
51 - Community Matters column	-	\$18,000	-	-	\$18,522	-	-
35 - Plaques, gifts etc ...	-	\$2,000	-	-	\$2,058	-	-
51 - Australia Day Community BBQ	-	\$10,000	-	-	\$10,000	-	-
51 - Residents' Satisfaction Survey	-	\$15,000	-	-	-	-	-
51 - York Society Multi-Year Funding Agreement	-	\$4,500	-	-	\$6,000	-	-
51 - Social Media Services - managed in-house	-	\$25,000	-	-	-	-	-
51 - Town Hall usage - various	-	\$500	-	-	-	-	-



SHIRE OF YORK BUDGET 2019/20

Descriptions	Estimated	Detail	Adopted Budget		Annual Budget		
	Actuals as at 30/06/2019		2018-19	2019-20	Detail	Income	Expenditure
			Income	Expenditure			
80 - Plant operation costs	-	\$289	-	-	\$297	-	-
041114 Other - Sundry	\$819		-	\$1,000		-	\$1,250
35 - Desk plates, name badges etc	-	\$750	-	-	\$1,000	-	-
51 - Statutory Compliance return	-	-	-	-	-	-	-
51 - Other minor expenditure	-	\$250	-	-	\$250	-	-
041115 Legal Fees	-		-	\$5,000		-	\$5,000
51 - Legal fees payable	-	\$5,000	-	-	\$5,000	-	-
041116 Portraits & Plaques	-		-	-		-	-
51 - Councillors' portraits & pictures for Council Chambers & similar matters	-	-	-	-	-	-	-
041118 Travel Expenses	-		-	\$1,500		-	\$1,500
51 - Members' travel expenses based on kilometreage	-	\$1,500	-	-	\$1,500	-	-
041121 Maintenance - Chambers	\$4,619		-	\$2,000		-	\$5,959
50 - Employee costs	-	-	-	-	\$4,959	-	-
51 - Materials & contracts	-	\$2,000	-	-	\$1,000	-	-
041122 Admin O/Head & Labour Cost	\$340,627		-	\$397,714		-	\$398,817
39 - Allocation for total admin costs incurred by Council, (from 42100)	-	\$397,714	-	-	\$398,817	-	-
041124 Strategic Planning	-		-	-		-	\$30,000
51 - Costs associated with preparation of new Strategic Plan	-	-	-	-	\$30,000	-	-
041190 Depreciation Expense	\$173		-	\$106		-	\$106
54 - Depreciation of assets	-	\$106	-	-	\$106	-	-
Sub Total - MEMBERS OF COUNCIL OP/EXP	\$634,669	\$724,104	-	\$724,104	\$746,744	-	\$746,744
OPERATING INCOME							
041237 Contributions And Donations	(\$500)	-	(\$100)	-	-	(\$100)	-
04 - Contributions received	-	(\$100)	-	-	(\$100)	-	-
041239 Reimbursements Taxable Supply	(\$245)	-	(\$200)	-	-	(\$200)	-
04 - Reimbursement of goods provided	-	(\$200)	-	-	(\$200)	-	-
Sub Total - MEMBERS OF COUNCIL OP/INC	(\$745)	(\$300)	(\$300)	-	(\$300)	(\$300)	-
Total - MEMBERS OF COUNCIL	\$633,924	\$723,804	(\$300)	\$724,104	\$746,444	(\$300)	\$746,744
GOVERNANCE							



SHIRE OF YORK BUDGET 2019/20

Descriptions	Estimated	Detail	Adopted Budget		Annual Budget		
	Actuals as at 30/06/2019		2018-19 Income	2018-19 Expenditure	2019-20 Income	2019-20 Expenditure	2019-20 Expenditure
OPERATING EXPENDITURE							
042100 Less Allocated To Schedules	(\$1,892,370)	-	-	(\$2,209,523)	-	-	(\$2,345,980)
39 - Allocation provided for total administration costs incurred by Council, transferred to various sub programs to reflect admin costs incurred for the operation of these works and/or services	-	(\$2,209,523)	-	-	(\$2,345,980)	-	-
042109 Administration - Salaries	\$1,129,595			\$1,094,618			\$1,153,900
50 - Salaries as per Wages Schedule	-	\$1,094,618	-	-	\$1,153,900	-	-
042104 Admin Garden Maintenance	\$879			\$6,808			\$4,147
50 - Direct labour costs	-	\$1,621	-	-	\$542	-	-
40 - Labour overheads	-	\$2,335	-	-	\$732	-	-
35 - Materials eg. mulch, fertiliser, plants etc.	-	\$2,000	-	-	\$2,000	-	-
80 - Plant operation costs	-	\$852	-	-	\$873	-	-
042107 Insurance	\$67,860			\$77,132			\$80,989
53 - Public Liability & Professional Indemnity	-	\$14,056	-	-	\$14,759	-	-
53 - Management Liability	-	\$4,722	-	-	\$4,958	-	-
50 - Workers' Compensation	-	\$42,451	-	-	\$44,574	-	-
53 - Fidelity Guarantee	-	\$795	-	-	\$835	-	-
53 - Personal Accident Insurance	-	\$142	-	-	\$149	-	-
53 - Cyber Crime	-	\$1,500	-	-	\$1,575	-	-
53 - Property Insurance	-	-	-	-	-	-	-
53 - Regional Risk Coordinator	-	\$10,000	-	-	\$10,500	-	-
53 - Miscellaneous Structures	-	\$3,091	-	-	\$3,246	-	-
53 - Corporate Travel	-	\$375	-	-	\$394	-	-
042108 Superannuation Admin	\$155,474			\$158,720			\$167,316
50 - Superannuation payments associated with acct 42109	-	\$158,720	-	-	\$167,316	-	-
042111 Housing Maintenance EMIDS	\$8,821			\$11,490			\$8,848
50 - Direct labour costs	-	\$989	-	-	-	-	-
40 - Labour overheads	-	\$1,424	-	-	-	-	-
51 - Materials & contracts	-	\$5,000	-	-	\$5,000	-	-
52 - Water	-	\$850	-	-	\$875	-	-
53 - Insurance	-	\$597	-	-	\$615	-	-
57 - Rates	-	\$2,290	-	-	\$2,359	-	-
80 - Plant operation costs	-	\$340	-	-	-	-	-
042112 Housing Maintenance - CEO	\$4,205			\$10,729			\$8,953
50 - Direct labour costs	-	\$649	-	-	-	-	-
40 - Labour overheads	-	\$934	-	-	-	-	-



SHIRE OF YORK BUDGET 2019/20

Descriptions	Estimated	Detail	Adopted Budget		Annual Budget		
	Actuals as at 30/06/2019		2018-19	Income	Expenditure	2019-20	Income
51 - Materials & contracts	-	\$5,000	-	-	\$5,000	-	-
52 - Water	-	\$850	-	-	\$897	-	-
53 - Property Insurance	-	\$597	-	-	\$627	-	-
57 - Rates	-	\$2,359	-	-	\$2,429	-	-
80 - Plant operation costs	-	\$341	-	-	-	-	-
042114 Motor Vehicle Expenses Allocated to Function 14	\$22,071		-	\$20,000		-	\$22,625
51 - Parts, repairs, fuel etc P140, P165, P154, P167	-	\$17,500	-	-	\$20,000	-	-
53 - Insurance & Licenses	-	\$2,500	-	-	\$2,625	-	-
042116 Housing Maintenance - EMCCS	\$9,003		-	\$10,660		-	\$8,848
50 - Direct labour costs	-	\$649	-	-	-	-	-
40 - Labour overheads	-	\$934	-	-	-	-	-
51 - Materials & contracts	-	\$5,000	-	-	\$5,000	-	-
52 - Water	-	\$850	-	-	\$875	-	-
53 - Insurance	-	\$597	-	-	\$615	-	-
57 - Rates	-	\$2,290	-	-	\$2,359	-	-
63 - Electricity	-	-	-	-	-	-	-
80 - Plant operation costs	-	\$341	-	-	-	-	-
042167 Dishonour Cheque Fees	\$10		-	\$100		-	\$100
57 - Bank fees associated with presentation of dishonoured cheques	-	\$100	-	-	\$100	-	-
042168 Fringe Benefits General	\$57,929		-	\$90,000		-	\$90,000
50 - Fringe Benefits Tax - Admin-based FBT	-	\$90,000	-	-	\$90,000	-	-
042169 Consultant Fees	\$53,532		-	\$89,431		-	\$130,157
51 - Financial Services	-	\$7,500	-	-	\$7,500	-	-
51 - Asset Management Plans	-	-	-	-	-	-	-
51 - Reg 17 Review	-	\$15,000	-	-	\$15,000	-	-
51 - Implement Outcomes of Reg 17 Review	-	\$5,000	-	-	\$5,000	-	-
51 - Payroll Services	-	\$23,249	-	-	\$23,923	-	-
51 - WALGA Tax Service	-	\$1,464	-	-	\$1,506	-	-
51 - WALGA Workforce	-	\$4,058	-	-	\$4,176	-	-
51 - WALGA Local Laws Service	-	\$624	-	-	\$642	-	-
51 - WALGA Procurement Services	-	\$2,536	-	-	\$2,610	-	-
51 - Financial Internal Controls Review & Business Plans (Reg 5)	-	-	-	-	\$10,000	-	-
51 - Consultancy - Integrated Planning Reviews (CBP, LTFP, SP & WP)	-	\$5,000	-	-	\$5,000	-	-
51 - Human Resources Consultancy/Recruitment (EBA neg)	-	\$10,000	-	-	\$10,000	-	-
51 - Asset Projects	-	\$10,000	-	-	\$10,000	-	-
51 - Rebranding Project	-	-	-	-	\$25,000	-	-
51 - Records Management System Strategic Plan	-	-	-	-	\$4,800	-	-



SHIRE OF YORK BUDGET 2019/20

Descriptions	Estimated	Adopted Budget		Annual Budget			
	Actuals as at 30/06/2019	Detail	Income	Expenditure	Detail	Income	Expenditure
	-	\$5,000	-	-	\$5,000	-	-
042171 51 - Provision for other consultant expenditure	-	-	-	-	-	-	-
042171 Organisational Staff Training and Conferences	\$69,960	-	-	\$83,519	-	-	\$85,823
	-	\$71,519	-	-	\$52,000	-	-
50 - Staff training	-	-	-	-	\$9,247	-	-
50 - Direct labour costs	-	-	-	-	\$12,576	-	-
40 - Labour overheads	-	-	-	-	\$12,000	-	-
50 - Conferences	-	\$12,000	-	-	-	-	-
042175 Long Service Leave	\$43,332	-	-	\$5,420	-	-	\$5,556
	-	\$5,420	-	-	\$5,556	-	-
50 - Annual provision for LSL accruals	-	-	-	-	-	-	-
042176 Admin Building Maintenance	\$45,295	-	-	\$72,151	-	-	\$61,616
	-	\$22,720	-	-	\$17,081	-	-
50 - Salaries, Wages - Cleaning	-	\$4,207	-	-	\$2,664	-	-
50 - Direct labour costs	-	\$6,058	-	-	\$3,596	-	-
40 - Labour overheads	-	\$1,000	-	-	\$1,000	-	-
51 - Air-conditioning service	-	\$720	-	-	\$720	-	-
51 - Water Filtration Unit	-	\$13,895	-	-	\$14,000	-	-
35 - General Mtce incl Termite inspections, First Aid kits etc	-	\$211	-	-	\$217	-	-
51 - Sanitaire bin	-	\$750	-	-	\$772	-	-
51 - Service fire extinguishers	-	\$845	-	-	\$870	-	-
51 - Service automatic doors	-	\$8,780	-	-	\$9,395	-	-
63 - Electricity	-	\$1,693	-	-	\$1,786	-	-
52 - Water	-	\$4,311	-	-	\$4,527	-	-
53 - Property Insurance	-	\$100	-	-	\$100	-	-
57 - ESL Levy	-	\$3,000	-	-	\$3,000	-	-
35 - Cleaning Materials	-	\$2,000	-	-	-	-	-
51 - Crack repairs	-	\$1,860	-	-	\$1,888	-	-
51 - Rubbish/recycling charges	-	-	-	\$22,000	-	-	\$10,000
042178 Admin Telephone	\$16,853	\$22,000	-	-	\$10,000	-	-
	-	-	-	-	-	-	-
62 - Admin telephone	-	-	-	\$6,500	-	-	\$6,689
042180 Admin - Internet Expense	\$7,908	\$4,000	-	-	\$4,116	-	-
	-	\$2,500	-	-	\$2,573	-	-
51 - Website Management	-	-	-	\$600	-	-	\$600
51 - ISP annual connection fees	-	\$600	-	-	\$600	-	-
042181 Purchase Admin Maps	-	-	-	-	-	-	-
	-	\$600	-	-	\$600	-	-
35 - Purchase of map, plans etc for use in Admin Centre	-	-	-	\$7,931	-	-	\$8,000
042182 Staff Uniform Subsidy	\$8,797	\$7,931	-	-	\$8,000	-	-
	-	-	-	-	-	-	-
50 - Purchase of uniform by staff in accordance with Council policy	-	-	-	\$8,454	-	-	\$8,699
042183 Office Expense - Printing	\$4,955	\$8,454	-	-	\$8,699	-	-
	-	-	-	-	-	-	-
35 - Printing costs incurred	-	-	-	\$14,795	-	-	\$15,224
042184 Office Exp-Stationery	\$14,912	-	-	-	-	-	-



SHIRE OF YORK BUDGET 2019/20

Descriptions	Estimated	Detail	Adopted Budget		Annual Budget		
	Actuals as at 30/06/2019		2018-19	Income	Expenditure	2019-20	Income
					Detail		
35 - Stationery costs incurred for the purchase of minor office equipment, copy paper etc	-	\$12,681	-	-	\$13,049	-	-
35 - Additional office printer and minor equipment	-	\$2,114	-	-	\$2,175	-	-
042185 Office Expenses-Advertising	\$12,295		-	\$15,435		-	\$15,000
51 - Advertising Local Laws	-	-	-	-	-	-	-
51 - Advertising costs for statutory notices and other requirements	-	\$15,435	-	-	\$15,000	-	-
042186 Office Exp-Office Equip Mtce	\$20,118		-	\$25,000		-	\$25,725
51 - Copy costs and servicing	-	\$17,400	-	-	\$17,905	-	-
35 - Toner and photocopier consumables	-	\$3,600	-	-	\$3,704	-	-
35 - Other equipment maintenance / minor purchases	-	\$4,000	-	-	\$4,116	-	-
042187 Office Expenses-Bank Charges	\$16,743		-	\$12,863		-	\$16,500
57 - Bank / Eftpos fees and other associated bank charges	-	\$12,863	-	-	\$16,500	-	-
042188 Office Exp-Computer Expenses	\$178,953		-	\$152,635		-	\$201,593
51 - IT Vision annual support and maintenance	-	\$33,887	-	-	\$34,870	-	-
51 - IT Vision Universe licence	-	\$3,619	-	-	\$3,724	-	-
51 - Microsoft licences	-	\$38,000	-	-	\$27,102	-	-
51 - General network & software support	-	\$39,876	-	-	\$41,032	-	-
51 - InfoCouncil	-	\$17,253	-	-	\$15,253	-	-
51 - LG Hub	-		-		\$7,500	-	-
51 - Synergy modules - Email Rates 19/20	-	-	-	-	\$2,700	-	-
51 - IT Upgrades and Cabling	-		-		\$22,521	-	-
35 - Computer/Printer purchases incl laptops/tablets as required	-	\$20,000	-	-	\$46,891	-	-
042189 Office Exp-Postage/Freight	\$12,102		-	\$18,522		-	\$15,000
51 - Postage and freight charges for operations other than works	-	\$18,522	-	-	\$15,000	-	-
042190 Office Expenses-Sundry	\$18,554		-	\$21,058		-	\$19,118
51 - WATC Loan Government Guarantee Fee	-	\$19,000	-	-	\$17,000	-	-
51 - Other minor expenditure	-	\$2,058	-	-	\$2,118	-	-
042191 Relocation Expenses	-		-	\$3,000		-	\$5,000
50 - Relocation of Senior Staff	-	\$3,000	-	-	\$5,000	-	-
042193 Audit Fees	\$42,260		-	\$46,300		-	\$46,300
51 - Annual Audit	-	\$40,300	-	-	\$40,300	-	-
51 - Grant acquittal audits	-	\$6,000	-	-	\$6,000	-	-
042194 Revaluation Fees	-		-	-		-	-
51 - Consultant valuer to revalue Buildings & Structures	-	-	-	-	-	-	-
042195 Legal Expenses	\$4,387		-	\$10,000		-	\$10,000
57 - Legal matters	-	\$10,000	-	-	\$10,000	-	-
042196 Title Search	\$208		-	\$120		-	\$123
57 - Title searches non-rate related	-	\$120	-	-	\$123	-	-



SHIRE OF YORK BUDGET 2019/20

Descriptions	Estimated Actuals as at 30/06/2019	Detail	Adopted Budget 2018-19		Annual Budget 2019-20		
			Income	Expenditure	Detail	Income	Expenditure
042199 Depreciation Expense	\$102,338		-	\$113,531		-	\$113,531
54 - Depreciation of assets	-	\$113,531	-	-	\$113,531	-	-
Sub Total - GOVERNANCE - GENERAL OP/EXP	\$236,980	(\$0)	-	(\$0)	\$0	-	\$0
OPERATING INCOME							
042220 Contributions Taxable Supply	(\$855)		(\$100)	-		(\$100)	-
04 - Reimbursements paid in relation to governance	-	(\$100)	-	-	(\$100)	-	-
041236 Government Grants	-		-	-		-	-
042221 Reimbursements Taxable Supply	(\$98)		(\$6,000)	-		(\$500)	-
04 - Insurance rebates paid	-	(\$6,000)	-	-	(\$500)	-	-
04 - Insurance funding pool - Risk Mgmt Review	-						
042223 Reimbursements Staff Uniform	(\$25)		(\$100)	-		(\$100)	-
04 - Contributions paid by staff for purchase of corporate uniform - see 42182 for related expenditure	-	(\$100)	-	-	(\$100)	-	-
042224 Charges-Other Taxable Supply	(\$36)		(\$100)	-		(\$100)	-
07 - Faxing, photocopying, sale of publications etc	-	(\$100)	-	-	(\$100)	-	-
042225 Charges Other Non Tax Supply	(\$173)		(\$300)	-		(\$300)	-
07 - Sale of documents, FOI requests etc	-	(\$300)	-	-	(\$300)	-	-
042227 Government Grants	-		-	-		-	-
042228 Reimbursements Non Tax Supply	(\$3,975)		(\$1,500)	-		(\$1,500)	-
04 - Provision for reimbursement of non GST taxable items	-	(\$1,500)	-	-	(\$1,500)	-	-
Sub Total - GOVERNANCE - GENERAL OP/INC	(\$5,162)	(\$8,100)	(\$8,100)	-	(\$2,600)	(\$2,600)	-
Total - GOVERNANCE - GENERAL	\$231,818	(\$8,100)	(\$8,100)	(\$0)	(\$2,600)	(\$2,600)	\$0
Total - GOVERNANCE	\$865,742	\$715,704	(\$8,400)	\$724,104	\$743,844	(\$2,900)	\$746,744
FIRE PREVENTION							
OPERATING EXPENDITURE							
051101 Admin O/Head & Labour Costs	\$37,847	-	-	\$44,190	-	-	\$46,920
39 - Allocation for total admin costs incurred by Council, (from 42100)	-	\$44,190	-	-	\$46,920	-	-



SHIRE OF YORK BUDGET 2019/20

Descriptions	Estimated	Adopted Budget		Annual Budget		
	Actuals as at 30/06/2019	Detail	2018-19 Income	2018-19 Expenditure	2019-20 Income	2019-20 Expenditure
051131 Fire Control Expenses - ESL Expenditure	-	-	-	\$1,500	-	\$1,500
51 - Materials and contracts	-	\$1,500	-	-	\$1,500	-
051103 Fire Insurance	\$15,123	-	-	\$15,510	-	\$15,510
53 - Bushfire Insurance incl volunteer protection	-	\$10,395	-	-	\$10,395	-
53 - Volunteers' Vehicle Insurance	-	\$1,545	-	-	\$1,545	-
53 - Fire Trucks	-	\$3,310	-	-	\$3,310	-
53 - Fire Sheds building insurance	-	\$260	-	-	\$260	-
051104 Communication Mtce & Repairs	-	-	-	\$2,500	-	\$2,500
51 - Materials and contracts	-	\$2,500	-	-	\$2,500	-
051105 Fire Control Expenses	\$21,524	-	-	\$10,438	-	\$25,319
50 - Direct labour costs	-	\$108	-	-	\$5,726	-
40 - Labour overheads	-	\$156	-	-	\$7,893	-
51 - Materials and contracts	-	\$3,879	-	-	\$3,000	-
51 - Utilities	-	\$2,846	-	-	-	-
62 - Utilities - Ranger's telephone expenses	-	\$2,391	-	-	\$2,000	-
63 - Electricity	-	\$255	-	-	\$500	-
51 - Bushfire advertising	-	\$634	-	-	\$200	-
80 - Plant operation costs	-	\$169	-	-	\$6,000	-
051107 Bushfire Risk Mitigation	\$51,145	-	-	\$43,754	-	\$14,140
50 - Direct labour costs	-	\$3,405	-	-	\$3,598	-
40 - Labour overheads	-	\$4,903	-	-	\$4,960	-
51 - Implement Bush Fire Risk Mitigation Strategy	-	\$30,000	-	-	-	-
80 - Plant operation costs	-	\$5,446	-	-	\$5,582	-
051108 Staff Training	-	-	-	-	-	-
50 - Conference registration, accommodation etc	-	-	-	-	-	-
051109 Ranger Vehicle Expenses	\$3,155	-	-	\$5,448	-	\$5,470
51 - Materials and contracts	-	\$5,000	-	-	\$5,000	-
53 - Insurance	-	\$448	-	-	\$470	-
051113 Computer Maintenance	-	-	-	\$528	-	\$544
51 - Maintenance of Ranger's computer	-	\$528	-	-	\$544	-
051115 Fire Base Maintenance	-	-	-	\$1,500	-	\$1,500
51 - Honorarium paid to CFCO	-	\$1,500	-	-	\$1,500	-
051120 Fire Control - Salaries	\$28,842	-	-	\$29,035	-	\$29,872
50 - Salaries as per Wages Schedule	-	\$29,035	-	-	\$29,872	-
051121 Fire Control - Superannuation	\$4,709	-	-	\$4,210	-	\$4,331
50 - Superannuation payments associated with 51120	-	\$4,210	-	-	\$4,331	-
051122 Fire Control - Long Service Leave	-	-	-	\$784	-	\$804
50 - Annual provision for LSL accruals	-	\$784	-	-	\$804	-



SHIRE OF YORK BUDGET 2019/20

Descriptions	Estimated	Adopted Budget		Annual Budget			
	Actuals as at 30/06/2019	Detail	Income	Expenditure	Detail	Income	Expenditure
051125 Plant & Equipment Maintenance - ESL Equip	\$1,904		-	\$4,000		-	\$4,000
51 - Plant and equipment maintenance as per ESL funding allocation	-	\$4,000	-	-	\$4,000	-	-
35 - Purchase and/or maintenance of plant equipment <\$1200	-	-	-	-	-	-	-
051126 Vehicle Maintenance	\$7,522		-	\$10,000		-	\$10,000
51 - Materials and contracts	-	\$10,000	-	-	\$10,000	-	-
051127 Land & Buildings Maintenance	\$2,817		-	\$5,482		-	\$5,494
51 - Materials and contracts	-	\$5,000	-	-	\$5,000	-	-
63 - Electricity	-	-	-	-	-	-	-
50 - Direct labour costs	-	\$197	-	-	\$202	-	-
40 - Labour overheads	-	\$284	-	-	\$291	-	-
80 - Plant operation costs	-	-	-	-	-	-	-
051128 Protective Clothing	-		-	\$5,000		-	\$5,000
35 - Protective clothing and safety equipment required by BF volunteers	-	\$5,000	-	-	\$5,000	-	-
051129 Other Goods & Services	\$11,901		-	\$4,000		-	\$4,116
51 - Materials and contracts	-	\$4,000	-	-	\$4,116	-	-
051130 Fire Breaks - Contractors	\$435		-	\$3,000		-	\$3,087
51 - Materials and contracts - reimbursed to Council see 51221	-	\$3,000	-	-	\$3,087	-	-
051136 Bushfire Risk Mitigation	\$211,015		-	-		-	-
51 - Implement Bush Fire Risk Mitigation Strategy	-	-	-	-	-	-	-
051199 Depreciation Expense	\$63,690		-	\$46,265		-	\$46,265
54 - Depreciation of assets	-	\$46,265	-	-	\$46,265	-	-
Sub Total - FIRE PREVENTION OP/EXP	\$461,628	\$237,145	-	\$237,145	\$226,372	-	\$226,372
OPERATING INCOME							
051201 ESL Commission	(\$4,000)	-	(\$4,000)	-	-	(\$4,000)	-
09 - Commission earned from FESA from Council's management of ESL	-	(\$4,000)	-	-	(\$4,000)	-	-
051217 Fines & Penalties Fire Prevention	(\$1,194)	-	(\$3,000)	-	-	(\$3,000)	-
07 - Fines and penalties issued for non-compliance of Council's BF notice	-	(\$3,000)	-	-	(\$3,000)	-	-
051220 ESL Grants	(\$30,210)	-	(\$67,991)	-	-	(\$48,120)	-
02 - ESL allocation provided on an annual basis based on funding submission from Shire	-	(\$47,991)	-	-	(\$48,120)	-	-
02 - Bush Fire Risk Mitigation Strategy Funding	-	(\$20,000)	-	-	-	-	-
051221 Reimbursements - Fire Break	(\$435)	-	(\$3,000)	-	-	(\$3,087)	-
04 - Reimbursements from property owners	-	(\$3,000)	-	-	(\$3,087)	-	-
051224 Reimbursements Taxable Supply	-	-	(\$10)	-	-	(\$10)	-
04 - Reimbursements	-	(\$10)	-	-	(\$10)	-	-



SHIRE OF YORK BUDGET 2019/20

Descriptions	Estimated	Detail	Adopted Budget		Annual Budget		
	Actuals as at 30/06/2019		2018-19	Income	Expenditure	2019-20	Income
051226 Bushfire Risk Mitigation Funding	(\$128,600)		-	-			
04 - Contribution to Bushfire Risk Mitigation	-		-	-			
Sub Total - FIRE PREVENTION OP/INC	(\$164,439)	(\$78,001)	(\$78,001)	-	(\$58,217)	(\$58,217)	-
Total - FIRE PREVENTION	\$297,190	\$159,143	(\$78,001)	\$237,145	\$168,156	(\$58,217)	\$226,372
ANIMAL CONTROL							
OPERATING EXPENDITURE							
052163 Animal Control - Salaries	\$34,251		-	\$29,035			\$29,872
50 - Salaries as per Wages Schedule	-	\$29,035	-	-	\$29,872	-	-
052164 Animal Control - Superannuation	\$4,710		-	\$4,210			\$4,331
50 - Superannuation payments associated with 52163	-	\$4,210	-	-	\$4,331	-	-
052165 Uniform Allowance	\$516		-	\$1,000			\$1,000
50 - Provision for purchase of Ranger's uniform and protective clothing	-	\$1,000	-	-	\$1,000	-	-
052166 Admin O/Head & Labour Costs	\$75,695		-	\$88,381			\$93,839
39 - Allocation for total admin costs incurred by Council, (from 42100)	-	\$88,381	-	-	\$93,839	-	-
052167 Long Service Leave	-		-	\$329			\$338
50 - Annual provision for LSL accruals	-	\$329	-	-	\$338	-	-
052168 Annual Leave Provision	-		-	\$784			-
50 - Provision for annual leave	-	\$784	-	-	-	-	-
052169 Animal Control Sundry Expenditure	\$64,368		-	\$39,614			\$52,388
50 - Direct labour costs	-	\$357	-	-	\$696	-	-
40 - Labour overheads	-	\$515	-	-	\$960	-	-
51 - Contractor services incl pound maintenance	-	\$33,000	-	-	\$45,000	-	-
35 - Wireless internet	-	-	-	-	-	-	-
51 - Purchase of dog tags	-	\$309	-	-	\$318	-	-
51 - Corella control	-	\$3,087	-	-	\$3,000	-	-
35 - Stationery	-	\$617	-	-	\$635	-	-
62 - Ranger mobile phone expenses	-	\$1,544	-	-	\$1,588	-	-
51 - Corporate firearms licence	-	\$186	-	-	\$191	-	-
052172 Cat Pound - Expenditure	\$274		-	\$1,000			\$1,000
51 - Materials and Contracts	-	\$1,000	-	-	\$1,000	-	-
052199 Depreciation Expense	\$3,851		-	\$3,980			\$3,980



SHIRE OF YORK BUDGET 2019/20

Descriptions	Estimated	Detail	Adopted Budget		Annual Budget		
	Actuals as at 30/06/2019		2018-19	Expenditure	Detail	Income	Expenditure
54 - Depreciation of assets	-	\$3,980	-	-	\$3,980	-	-
Sub Total - ANIMAL CONTROL OP/EXP	\$183,663	\$168,333	-	\$168,333	\$186,748	-	\$186,748
OPERATING INCOME							
052272 Fines & Penalties Animal Control	-		(\$100)	-		(\$100)	-
07 - Fines and penalties issued for non-compliance of Council's Cat laws	-	(\$100)	-	-	(\$100)	-	-
052273 Charges-Impounding Fees	-		(\$100)	-		(\$100)	-
07 - Fees associated with impounding of cats	-	(\$100)	-	-	(\$100)	-	-
052274 Charges-Cat Registration	(\$1,524)		(\$1,500)	-		(\$1,500)	-
07 - Cat registration fees	-	(\$1,500)	-	-	(\$1,500)	-	-
052275 Reimbursements - Non-taxable	(\$80)					-	-
052282 Fines & Penalties Animal Control	(\$1,541)		(\$1,500)	-		(\$1,500)	-
07 - Fines and penalties issued for non-compliance of Council's dog laws	-	(\$1,500)	-	-	(\$1,500)	-	-
052283 Charges-Impounding Fees	(\$1,992)		(\$2,500)	-		(\$1,000)	-
07 - Fees associated with impounding of animals	-	(\$2,500)	-	-	(\$1,000)	-	-
052284 Charges-Dog Registration	(\$12,733)		(\$9,500)	-		(\$10,000)	-
07 - Dog registration fees	-	(\$9,500)	-	-	(\$10,000)	-	-
052285 Sundry Income Tax Supply	(\$1,661)					-	-
052289 Dog Tag Replacements	(\$89)		(\$10)	-		(\$10)	-
07 - Income received from the issuing of replacement dog tags	-	(\$10)	-	-	(\$10)	-	-
Sub Total - ANIMAL CONTROL OP/INC	(\$19,620)	(\$15,210)	(\$15,210)	-	(\$14,210)	(\$14,210)	-
Total - ANIMAL CONTROL	\$164,043	\$153,123	(\$15,210)	\$168,333	\$172,538	(\$14,210)	\$186,748
OTHER LAW ORDER & PUBLIC SAFETY							
OPERATING EXPENDITURE							
053102 Crime Prevention Expenditure	\$3,738		-	\$4,284		-	\$4,751
50 - Direct labour costs	-	\$681	-	-	\$1,083	-	-
40 - Labour overheads	-	\$981	-	-	\$1,493	-	-
51 - Mobile CCTV	-	-	-	-	\$500	-	-
51 - Graffiti Tracking Project Annual Licence Fee	-	\$500	-	-	\$500	-	-
51 - Graffiti expenses - materials, license, insurance	-	\$500	-	-	\$1,000	-	-
50 - Direct labour costs	-	\$1,452	-	-	-	-	-



SHIRE OF YORK BUDGET 2019/20

Descriptions	Estimated Actuals as at 30/06/2019	Detail	Adopted Budget 2018-19		Annual Budget 2019-20		
			Income	Expenditure	Detail	Income	Expenditure
80 - Plant operation costs	-	\$170	-	-	\$175	-	-
053101 Admin O/Head & Labour Costs	\$28,386	-	-	\$33,143	-	-	\$35,190
39 - Allocation for total admin costs incurred by Council, (from 42100)	-	\$33,143	-	-	\$35,190	-	-
053111 Rural Street Numbering	-	-	-	\$922	-	-	\$949
51 - Materials and contracts	-	\$922	-	-	\$949	-	-
053120 Abandoned Vehicle Expenditure	\$200	-	-	\$1,268	-	-	\$1,305
51 - Materials and contracts	-	\$1,268	-	-	\$1,305	-	-
053140 Community Emergency Services Manager	\$12,755	-	-	\$23,667	-	-	\$24,353
51 - Payment to Shire of Beverley to support CESM position	-	\$23,667	-	-	\$24,353	-	-
053130 Local Emergency Planning Expenditure	\$900	-	-	\$3,000	-	-	\$3,087
51 - Emergency Plan Exercise - Mtg exp, catering	-	\$3,000	-	-	\$3,087	-	-
053105 Speed Alert Mobile Trailer Maintenance	\$480	-	-	\$1,126	-	-	\$1,159
51 - Materials and contracts	-	\$1,126	-	-	\$1,159	-	-
Sub Total - OTHER LAW ORDER & PUBLIC SAFETY	\$46,458	\$67,410	-	\$67,410	\$70,794	-	\$70,794
OPERATING INCOME							
053202 Developers' Contributions To Rural Numbers	-	-	(\$300)	-	-	(\$300)	-
04 - Small subdivisions and rural blocks	-	(\$300)	-	-	(\$300)	-	-
053220 Abandoned Vehicle Income	(\$256)	-	(\$100)	-	-	(\$100)	-
09 - Income associated with the disposal of abandoned vehicles	-	(\$100)	-	-	(\$100)	-	-
Sub Total - OTHER LAW ORDER & PUBLIC SAFETY	(\$256)	(\$400)	(\$400)	-	(\$400)	(\$400)	-
Total - OTHER LAW ORDER PUBLIC SAFETY	\$46,202	\$67,010	(\$400)	\$67,410	\$70,394	(\$400)	\$70,794
Total - LAW ORDER & PUBLIC SAFETY	\$507,435	\$379,276	(\$93,611)	\$472,887	\$411,088	(\$72,827)	\$483,914
HEALTH ADMINISTRATION & INSPECTION							
OPERATING EXPENDITURE							
077155 Health - Salaries	\$97,152	-	-	\$96,470	-	-	\$99,928
50 - Salaries as per Wages Schedule	-	\$96,470	-	-	\$99,928	-	-
077156 Health - Superannuation	\$10,845	-	-	\$13,988	-	-	\$14,490
50 - Superannuation payments associated with 52163	-	\$13,988	-	-	\$14,490	-	-
077157 Admin O/Head & Labour Costs	\$75,695	-	-	\$88,381	-	-	\$93,839



SHIRE OF YORK BUDGET 2019/20

Descriptions	Estimated	Detail	Adopted Budget		Annual Budget		
	Actuals as at 30/06/2019		2018-19	2019-20	Income	Expenditure	Expenditure
39 - Allocation for total admin costs incurred by Council, (from 42100)	-	\$88,381	-	-	\$93,839	-	-
077158 Long Service Leave	-	-	-	\$1,687	-	-	\$1,729
50 - Annual provision for LSL accruals	-	\$1,687	-	-	\$1,729	-	-
077160 Health Control Expenses	\$2,406	-	-	\$4,110	-	-	\$4,171
51 - Material and contracts - equipment, calibration etc	-	\$2,000	-	-	\$2,000	-	-
51 - Food Standards subscription	-	\$610	-	-	\$628	-	-
51 - Food sampling and water testing incl kit	-	\$1,500	-	-	\$1,544	-	-
077166 Health Promotions	-	-	-	\$750	-	-	\$772
51 - Foodsafe promotions, subscriptions, general public health awareness	-	\$750	-	-	\$772	-	-
077162 Vehicle Operating Expenses	\$4,994	-	-	\$5,152	-	-	\$5,160
51 - Servicing, parts & repairs, fuel & oils P133	-	\$5,000	-	-	\$5,000	-	-
53 - Insurance & Licenses	-	\$152	-	-	\$160	-	-
077199 Depreciation Expense	\$244	-	-	\$7,049	-	-	\$7,049
54 - Depreciation of assets	-	\$7,049	-	-	\$7,049	-	-
Sub Total - HEALTH ADMIN & INSPECTION OP/EXP	\$191,335	\$217,587	-	\$217,587	\$227,137	-	\$227,137
OPERATING INCOME							
077271 Health Charges Other - Taxable	(\$7,347)	-	(\$7,800)	-	-	(\$7,800)	-
07 - Annual Food Business Registration fees	-	(\$7,800)	-	-	(\$7,800)	-	-
077274 Septic Tank App Fee Charges	(\$1,770)	-	(\$2,000)	-	-	(\$1,500)	-
07 - Charges levied in accordance with Health Act	-	(\$2,000)	-	-	(\$1,500)	-	-
077275 Septic Inspection Fee	(\$1,609)	-	(\$1,000)	-	-	(\$1,000)	-
07 - Charges levied in accordance with Health Act	-	(\$1,000)	-	-	(\$1,000)	-	-
077277 Health Act -Charges	(\$8,436)	-	(\$5,000)	-	-	(\$7,000)	-
07 - Charges levied in accordance with Health Act	-	(\$5,000)	-	-	(\$7,000)	-	-
077278 Trading Public Places -Charges	(\$2,587)	-	(\$2,000)	-	-	(\$2,000)	-
07 - Fees payable to Council for permit to trade in a public place	-	(\$2,000)	-	-	(\$2,000)	-	-
Sub Total - HEALTH ADMIN & INSPECTION OP/INC	(\$21,749)	(\$17,800)	(\$17,800)	-	(\$19,300)	(\$19,300)	-
Total - HEALTH ADMIN & INSPECTION	\$169,585	\$199,787	(\$17,800)	\$217,587	\$207,837	(\$19,300)	\$227,137
OTHER HEALTH							
OPERATING EXPENDITURE							



SHIRE OF YORK BUDGET 2019/20

Descriptions	Estimated Actuals as at 30/06/2019	Detail	Adopted Budget 2018-19		Annual Budget 2019-20		
			Income	Expenditure	Detail	Income	Expenditure
078113 Analytical Expenses	\$934		-	\$1,500		-	\$1,500
51 - Expenditure on food sampling and water testing	-	\$1,500	-	-	\$1,500	-	-
079158 Medical Pract Vehicle Expenses	-		-	\$6,000		-	-
51 - Annual contribution in lieu of provision of vehicles	-	\$6,000	-	-	-	-	-
079162 Health Services Support	-		-	\$18,000		-	\$24,000
51 - Rent Subsidy	-	\$18,000	-	-	-	-	-
51 - Support for Health Services					\$24,000		
Sub Total - OTHER HEALTH OP/EXP	\$934	\$25,500	-	\$25,500	\$25,500	-	\$25,500
Total - OTHER HEALTH	\$934	\$25,500	-	\$25,500	\$25,500	-	\$25,500
Total - HEALTH	\$170,520	\$225,287	(\$17,800)	\$243,087	\$233,337	(\$19,300)	\$252,637
EDUCATION & WELFARE							
CARE OF FAMILIES AND CHILDREN							
OPERATING EXPENDITURE							
064101 Early Childhood Hub (Old Bowling Club)	\$5,882		-	\$7,696		-	\$10,366
50 - Direct labour costs	-	\$1,621	-	-	\$658	-	-
40 - Labour overheads	-	\$2,473	-	-	\$907	-	-
80 - Plant operation costs	-	\$852	-	-	-	-	-
51 - General maintenance	-	\$1,000	-	-	\$7,000	-	-
53 - Insurance	-	\$1,751	-	-	\$1,801	-	-
064102 Wheatbelt Womens' Health Hub (Old Youth Centre)	\$3,244		-	\$2,629		-	\$1,988
50 - Direct labour costs	-	\$649	-	-	\$116	-	-
40 - Labour overheads	-	\$934	-	-	\$160	-	-
53 - Insurance	-	\$206	-	-	\$212	-	-
51 - General maintenance	-	\$500	-	-	\$1,500	-	-
80 - Plant operation costs	-	\$341	-	-	-	-	-
Sub Total - CARE OF FAMILIES AND CHILDREN OP/EXP	\$9,126	\$10,325	-	\$10,325	\$12,354	-	\$12,354
OPERATING INCOME							



SHIRE OF YORK BUDGET 2019/20

Descriptions	Estimated Actuals as at 30/06/2019	Detail	Adopted Budget 2018-19		Annual Budget 2019-20		
			Income	Expenditure	Detail	Income	Expenditure
64202 Lease Income - Welfare	(\$101)		(\$1)	-		(\$1)	-
07 - Fees and charges	-	(\$1)	-	-	(\$1)	-	-
	-						
Sub Total - CARE OF FAMILIES AND CHILDREN OP/INC	(\$101)	(\$1)	(\$1)	-	(\$1)	(\$1)	-
Total - CARE OF FAMILIES AND CHILDREN	\$9,025	\$10,324	(\$1)	\$10,325	\$12,353	(\$1)	\$12,354
OTHER WELFARE							
OPERATING EXPENDITURE							
066101 Admin O'Head & Labour Costs	\$18,924	-	-	\$22,095	-	-	\$23,460
39 - Allocation for total admin costs incurred by Council, (from 42100)	-	\$22,095	-	-	\$23,460	-	-
067101 Centennial Units Operating Expenditure	\$22,604		-	\$27,498		-	\$26,021
50 - Direct labour costs	-	\$3,243	-	-	\$2,708	-	-
40 - Labour overheads	-	\$4,670	-	-	\$3,733	-	-
51 - General maintenance	-	\$2,114	-	-	\$4,000	-	-
51 - Cleaning of gutters	-	\$543	-	-	\$558	-	-
51 - Homeswest maintenance report	-	\$217	-	-	\$223	-	-
35 - Garden plants and fertiliser	-	\$634	-	-	\$652	-	-
51 - Paint exterior timber	-	\$515	-	-	\$529	-	-
52 - Water	-	\$1,762	-	-	\$1,859	-	-
63 - Electricity	-	\$501	-	-	\$536	-	-
51 - Termite inspection/treatment	-	\$3,000	-	-	\$500	-	-
51 - Carpet replacement	-	\$3,000	-	-	\$3,087	-	-
51 - Paint interior/minor repairs	-	\$3,000	-	-	\$3,087	-	-
51 - Picket fence painting and repairs	-	\$528	-	-	\$544	-	-
53 - Property insurance	-	\$1,722	-	-	\$1,900	-	-
57 - ESL levy	-	\$352	-	-	\$362	-	-
80 - Plant operation costs	-	\$1,699	-	-	\$1,741	-	-
067199 Depreciation Expense	\$24,471		-	\$23,250		-	\$24,581
54 - Depreciation of assets	-	\$23,250	-	-	\$24,581	-	-
068101 Pioneer Memorial Lodge Operating Expenditure	\$3,673		-	\$11,299		-	\$11,850
51 - Materials and contracts	-	\$4,000	-	-	\$4,116	-	-
50 - Direct labour costs	-	\$1,645	-	-	\$1,686	-	-
40 - Labour overheads	-	\$2,369	-	-	\$2,428	-	-
51 - Full Termite Treatment	-	-	-	-	\$170	-	-



SHIRE OF YORK BUDGET 2019/20

Descriptions	Estimated	Adopted Budget		Annual Budget			
	Actuals as at 30/06/2019	Detail	Income	Expenditure	Detail	Income	Expenditure
53 - Property insurance	-	\$3,286	-	-	\$3,450	-	-
068199 Depreciation	\$32,713		-	\$39,121		-	\$39,121
54 - Depreciation of assets	-	\$39,121	-	-	\$39,121	-	-
069101 Education Expenses	\$2,000		-	\$5,000		-	\$5,000
51 - Presentation night book awards	-	\$2,000	-	-	\$2,000	-	-
51 - Sponsorships - Funding Pool	-	\$3,000	-	-	\$3,000	-	-
	-						
Sub Total - OTHER WELFARE OP/EXP	\$104,385	\$128,264	-	\$128,264	\$130,032	-	\$130,032
OPERATING INCOME							
067202 Rent Centennial Units	(\$34,793)		(\$32,000)	-		(\$32,000)	-
07 - Rent received from tenants of Centennial Units	-	(\$32,000)	-	-	(\$32,000)	-	-
067205 Reimbursements Taxable Supply	-		(\$3,286)	-		(\$3,450)	-
04 - Reimbursement of Insurance for PML	-	(\$3,286)	-	-	(\$3,450)	-	-
068201 Contributions & Donations Pml	(\$2,927)		-	-		-	-
	-						
Sub Total - OTHER WELFARE OP/INC	(\$37,720)	(\$35,286)	(\$35,286)	-	(\$35,450)	(\$35,450)	-
Total - OTHER WELFARE	\$66,666	\$92,978	(\$35,286)	\$128,264	\$94,583	(\$35,450)	\$130,032
Total - EDUCATION & WELFARE	\$75,691	\$103,303	(\$35,287)	\$138,589	\$106,936	(\$35,451)	\$142,387
SANITATION - HOUSEHOLD REFUSE							
OPERATING EXPENDITURE							
101101 Admin O/Head & Labour Costs	\$75,695	-	-	\$88,381	-	-	\$70,379
39 - Allocation for total admin costs incurred by Council, (from 42100)	-	\$88,381	-	-	\$70,379	-	-
101103 Community Projects - Waste	\$2,000		-	\$5,000		-	\$1,500
51 - Community based projects eg. KABC, Tidy Towns, Garage Sale Trail	-	\$5,000	-	-	\$1,500	-	-
101104 Recycling Services	\$73,925		-	\$80,000		-	\$108,933
51 - Materials and contracts	-	\$80,000	-	-	\$108,933	-	-
101105 Seavroc Regional Waste Minimisation Strategy	\$80		-	\$4,809		-	\$4,904
51 - E-waste project	-	\$1,000	-	-	\$1,000	-	-
50 - Direct labour costs	-	\$1,362	-	-	\$1,396	-	-
40 - Labour overheads	-	\$1,961	-	-	\$2,010	-	-



SHIRE OF YORK BUDGET 2019/20

Descriptions	Estimated	Detail	Adopted Budget		Annual Budget		
	Actuals as at 30/06/2019		2018-19	2019-20	Detail	Income	Expenditure
			Income	Expenditure			
80 - Plant operation costs	-	\$486	-	-	\$498	-	-
101106 Waste Management Facility Mtce	\$11,722		-	\$11,967		-	\$9,905
50 - Direct labour costs	-	\$1,362	-	-	\$387	-	-
40 - Labour overheads	-	\$1,961	-	-	\$533	-	-
51 - Waste oil removal	-	\$1,274	-	-	\$1,311	-	-
52 - Water	-	\$110	-	-	\$116	-	-
53 - Property insurance	-	\$343	-	-	\$360	-	-
51 - Materials and contracts - Mulching etc	-	\$5,000	-	-	\$5,000	-	-
57 - Transfer station licence	-	\$1,432	-	-	\$1,700	-	-
80 - Plant operation costs	-	\$486	-	-	\$498	-	-
101107 Advertising	\$837		-	-		-	-
51 - Provision for advertising costs eg. recycling calendar	-	-	-	-	-	-	-
101108 Avon Waste - Transfer Stn Op	\$127,479		-	\$144,060		-	\$118,862
51 - Contract collection payments	-	\$144,060	-	-	\$118,862	-	-
101109 Refuse Collection (Contractor)	\$113,078		-	\$119,841		-	\$165,936
51 - Materials and contracts	-	\$119,841	-	-	\$165,936	-	-
101110 Dumping/Disposal Fees	\$76,290		-	\$83,200		-	\$86,268
51 - Dumping fees at regional refuse site operated by Shire of Northam	-	\$83,200	-	-	\$86,268	-	-
101113 Drum Muster Collection	\$4,534		-	\$1,787		-	\$4,181
50 - Direct labour costs	-	\$633	-	-	\$1,548	-	-
40 - Labour overheads	-	\$912	-	-	\$2,133	-	-
51 - Materials and contracts	-	-	-	-	\$500	-	-
80 - Plant operation costs	-	\$243	-	-	-	-	-
101114 Skip Bins Verge Collection	\$11,144		-	\$12,000		-	\$16,405
51 - Materials and contracts	-	\$12,000	-	-	\$16,405	-	-
101115 Bulk Rubbish Verge Collection	\$59,157		-	\$61,529		-	\$56,565
50 - Direct labour costs	-	\$17,717	-	-	\$15,477	-	-
40 - Labour overheads	-	\$25,513	-	-	\$21,332	-	-
51 - Materials and contracts	-	-	-	-	\$1,000	-	-
80 - Plant operation costs	-	\$18,299	-	-	\$18,756	-	-
101199 Depreciation	\$2,265		-	\$4,441		-	\$4,441
54 - Depreciation of assets	-	\$4,441	-	-	\$4,441	-	-
Sub Total - SANITATION HOUSEHOLD REFUSE OP/EXP	\$558,204	\$617,015	-	\$617,015	\$648,279	-	\$648,279
OPERATING INCOME							
101214 Charges - Rubbish Service	(\$367,400)		(\$363,000)	-		(\$423,550)	-
07 - Charges for rubbish collection service	-	(\$363,000)	-	-	(\$423,550)	-	-



SHIRE OF YORK BUDGET 2019/20

Descriptions	Estimated Actuals as at 30/06/2019	Detail	Adopted Budget 2018-19		Annual Budget 2019-20		
			Income	Expenditure	Detail	Income	Expenditure
101215 Bin Service - Additional Bins	(\$38,160)		(\$38,000)	-		(\$38,160)	-
07 - Rubbish collection on additional bins	-	(\$38,000)	-	-	(\$38,160)	-	-
101216 Waste Management Levy	(\$235,432)		(\$236,878)	-		(\$235,350)	-
07 - Waste management and refuse facilities	-	(\$236,878)	-	-	(\$235,350)	-	-
101218 Reimbursements Taxable	-		(\$100)	-		(\$100)	-
04 - Reimbursements - Sale of scrap metal etc	-	(\$100)	-	-	(\$100)	-	-
101219 Reimbursements Non Taxable	(\$2,567)		(\$300)	-		(\$300)	-
04 - Reimbursement of Drummuster expenses	-	(\$300)	-	-	(\$300)	-	-
Sub Total - SANITATION H/HOLD REFUSE OP/INC	(\$643,558)	(\$638,278)	(\$638,278)	-	(\$697,460)	(\$697,460)	-
Total - SANITATION HOUSEHOLD REFUSE	(\$85,354)	(\$21,264)	(\$638,278)	\$617,015	(\$49,181)	(\$697,460)	\$648,279
SANITATION OTHER							
OPERATING EXPENDITURE							
102147 Street Bin Collection - Contract	\$5,831		-	\$5,284		-	\$5,437
51 - Contractor to collect public street bins	-	\$5,284	-	-	\$5,437	-	-
102148 Main Street Bins - Mtce	\$1,457		-	\$1,057		-	\$1,087
51 - Cleaning and mtce of street bins by Shire	-	\$1,057	-	-	\$1,087	-	-
102199 Depreciation Expense	\$3,871		-	\$211		-	\$211
54 - Depreciation of assets	-	\$211	-	-	\$211	-	-
Sub Total - SANITATION OTHER OP/EXP	\$11,158	\$6,552	-	\$6,552	\$6,736	-	\$6,736
Total - SANITATION OTHER	\$11,158	\$6,552	-	\$6,552	\$6,736	-	\$6,736
PROTECTION OF THE ENVIRONMENT							
OPERATING EXPENDITURE							
105103 Weed / Pest Control Programmes	\$1,527		-	\$3,000		-	\$3,000
51 - Materials and contracts	-	\$3,000	-	-	\$3,000	-	-
105104 Environmental Control Expenses	-		-	\$2,000		-	\$2,000
51 - Community projects	-	\$2,000	-	-	\$2,000	-	-
105105 Drainage Planning	-		-	\$5,000		-	\$20,000



SHIRE OF YORK BUDGET 2019/20

Descriptions	Estimated	Detail	Adopted Budget		Annual Budget		
	Actuals as at 30/06/2019		2018-19	2019-20	Detail	Income	Expenditure
			Income	Expenditure			
51 - Water Harvesting Investigation	-	-	-	-	\$20,000	-	-
51 - Avon River water quality monitoring	-	\$5,000	-	-	-	-	-
105199 Depreciation Expense	\$138		-	-			
Sub Total - PROTECTION OF THE ENVIRONMENT OP/EXP	\$1,665	\$10,000	-	\$10,000	\$25,000	-	\$25,000
OPERATING INCOME							
105254 Charges - Tree Planter	-		-	-		-	-
105255 Reimbursements	-		(\$10)	-		(\$10)	-
04 - Reimbursements received	-	(\$10)	-	-	(\$10)	-	-
Sub Total - PROTECTION OF THE ENVIRONMENT OP/INC	-	(\$10)	(\$10)	-	(\$10)	(\$10)	-
Total - PROTECTION OF THE ENVIRONMENT	\$1,665	\$9,990	(\$10)	\$10,000	\$24,990	(\$10)	\$25,000
TOWN PLANNING & REGIONAL DEVELOPMENT							
OPERATING EXPENDITURE							
106180 Planning - Salaries	\$91,714		-	\$94,335		-	\$97,200
50 - Salaries as per Wages Schedule	-	\$94,335	-	-	\$97,200	-	-
106181 Planning - Superannuation	\$9,013		-	\$13,679		-	\$14,094
50 - Superannuation associated with 106180	-	\$13,679	-	-	\$14,094	-	-
106182 Planning - Long Service Leave	-		-	\$647		-	\$663
50 - Provision for accumulation of LSL entitlements	-	\$647	-	-	\$663	-	-
106184 Admin O/Head & Labour Costs	\$75,695		-	\$88,381		-	\$93,839
39 - Allocation for total admin costs incurred by Council, (from 42100)	-	\$88,381	-	-	\$93,839	-	-
106185 Control Exp-Plan Consultant	\$10,970		-	\$11,000		-	\$11,250
51 - Local Planning Strategy	-	\$1,000	-	-	\$1,000	-	-
51 - Planning and Technical Services	-	\$10,000	-	-	\$10,250	-	-
106186 Control Expenses - Advertising	\$1,519		-	\$4,000		-	\$4,116
51 - Advertising expenses related to Town Planning matters	-	\$4,000	-	-	\$4,116	-	-
106187 Control Expenses - Legal Fees	\$28,226		-	\$35,000		-	\$35,000
51 - Legal expenses arising from appeals and civil actions	-	\$35,000	-	-	\$35,000	-	-
106188 Planning Control Expenses - Other	\$3,572		-	\$16,440		-	\$13,100
51 - Provision for Planning office expenses, stationery etc.	-	\$1,000	-	-	\$1,000	-	-



SHIRE OF YORK BUDGET 2019/20

Descriptions	Estimated	Detail	Adopted Budget		Annual Budget		
	Actuals as at 30/06/2019		2018-19	Income	Expenditure	2019-20	Income
51 - Survey work as required	-	\$6,000	-	-	\$6,000	-	-
51 - Road/Reserve Dedications	-	\$9,440	-	-	\$6,100	-	-
106191 Review Town Planning Scheme	\$8,275	-	-	\$45,700	-	-	\$25,000
51 - Materials and contracts - Mapping, Advertising, Gazettal of TPS etc.	-	\$14,700	-	-	\$9,000	-	-
51 - Consultant for full review carry forward from 17/18	-	\$31,000	-	-	\$16,000	-	-
106194 Heritage Expenditure	\$13,395	-	-	\$11,250	-	-	\$28,036
51 - Heritage Consultants	-	\$10,000	-	-	\$10,250	-	-
51 - Review Heritage Precincts and Places	-	-	-	-	\$16,500	-	-
51 - Other minor expenditure	-	\$1,250	-	-	\$1,286	-	-
106199 Depreciation	\$6,028	-	-	\$6,750	-	-	\$8,629
54 - Depreciation of assets	-	\$6,750	-	-	\$8,629	-	-
Sub Total - TOWN PLAN & REG DEV OP/EXP	\$248,406	\$327,182	-	\$327,182	\$330,928	-	\$330,928
OPERATING INCOME							
106200 Reimbursements - Advertising	(\$618)	-	(\$1,000)	-	-	(\$1,010)	-
04 - Town Planning advertising expenses	-	(\$1,000)	-	-	(\$1,010)	-	-
106201 Sale Of Text Scheme Texts	-	-	(\$100)	-	-	(\$101)	-
07 - Sale of Town Planning schemes etc	-	(\$100)	-	-	(\$101)	-	-
106202 Appl Planning Consent Charges	(\$14,472)	-	(\$15,000)	-	-	(\$15,150)	-
07 - Processing of Town Planning applications	-	(\$15,000)	-	-	(\$15,150)	-	-
106203 Rezoning Application Charges	-	-	(\$1,000)	-	-	(\$1,010)	-
07 - Fees received from processing of property rezoning applications	-	(\$1,000)	-	-	(\$1,010)	-	-
106204 Sub Div/Amalgamate Clearance	(\$219)	-	(\$1,000)	-	-	(\$1,000)	-
07 - Fees received from subdivision and amalgamation clearances	-	(\$1,000)	-	-	(\$1,000)	-	-
106209 Other Planning Income - Taxable	-	-	(\$500)	-	-	(\$500)	-
07 - Other Planning Income	-	(\$500)	-	-	(\$500)	-	-
106213 Fines & Penalties - Planning	(\$2,000)	-	(\$2,000)	-	-	(\$2,000)	-
07 - Fees and charges	-	(\$2,000)	-	-	(\$2,000)	-	-
106215 Reimburse- Planning Legal Expenses	-	-	(\$2,000)	-	-	(\$2,000)	-
04 - Reimbursement of Town Planning legal expenses incurred at acct 106187	-	(\$2,000)	-	-	(\$2,000)	-	-
106216 Planning Reimbursements	-	-	(\$3,750)	-	-	(\$3,750)	-
04 - Contributions, reimbursements and donations	-	(\$3,750)	-	-	(\$3,750)	-	-
Sub Total - TOWN PLAN & REG DEV OP/INC	(\$17,310)	(\$26,350)	(\$26,350)	-	(\$26,521)	(\$26,521)	-
Total - TOWN PLANNING & REGIONAL DEVELOPMENT	\$231,097	\$300,832	(\$26,350)	\$327,182	\$304,407	(\$26,521)	\$330,928



SHIRE OF YORK BUDGET 2019/20

Descriptions	Estimated Actuals as at 30/06/2019	Detail	Adopted Budget 2018-19		Annual Budget 2019-20			
			Income	Expenditure	Detail	Income	Expenditure	
OTHER COMMUNITY AMENITIES								
OPERATING EXPENDITURE								
109101 Admin O'Head & Labour Costs - Cemetery	\$28,386	-	-	\$33,143	-	-	\$35,190	
39 - Allocation for total admin costs incurred by Council, (from 42100)	-	\$33,143	-	-	\$35,190	-	-	
109137 Cemetery Maintenance	\$50,084			\$70,304			\$65,934	
50 - Direct labour costs	-	\$7,328	-	-	\$12,149	-	-	
40 - Labour overheads	-	\$10,553	-	-	\$16,746	-	-	
50 - Re-open costs	-	\$1,200	-	-	\$1,230	-	-	
35 - General maintenance, fertiliser, plants, chemicals	-	\$6,000	-	-	\$4,000	-	-	
51 - Contractor - grave digging	-	\$22,000	-	-	\$10,000	-	-	
51 - Archiving/preservation of cemetery records	-	\$650	-	-	\$669	-	-	
35 - Cemetery plates and niche wall plaques	-	\$2,000	-	-	\$2,058	-	-	
51 - Membership Crematoria Australia	-	\$150	-	-	\$154	-	-	
52 - Water	-	\$1,285	-	-	\$1,356	-	-	
53 - Insurance	-	\$125	-	-	\$131	-	-	
63 - Electricity	-	\$165	-	-	\$177	-	-	
80 - Plant operation costs	-	\$5,434	-	-	\$5,570	-	-	
50 - Salaries as per Wages Schedule	-	\$9,968	-	-	\$10,213	-	-	
50 - Superannuation	-	\$1,445	-	-	\$1,481	-	-	
51 - Digitise and update Grave Plan	-	\$2,000	-	-	-	-	-	
109141 Street Furniture Maintenance	\$3,325			\$4,808			\$4,852	
50 - Direct labour costs	-	\$987	-	-	\$1,199	-	-	
40 - Labour overheads	-	\$1,421	-	-	\$1,653	-	-	
35 - General maintenance, oil signs and seats	-	\$600	-	-	\$1,000	-	-	
51 - Signage	-	\$1,800	-	-	\$1,000	-	-	
109143 Toilets Howick St Maintenance	\$10,647			\$17,669			\$16,876	
50 - Salaries, Wages - Cleaning	-	\$5,680	-	-	\$5,510	-	-	
50 - Direct labour costs	-	\$329	-	-	\$116	-	-	
40 - Labour overheads	-	\$474	-	-	\$160	-	-	
35 - General maintenance, graffiti removal, additional cleaning etc	-	\$6,000	-	-	\$6,000	-	-	
35 - Sanitaire and sanitation supplies	-	\$2,000	-	-	\$2,000	-	-	
52 - Water	-	\$2,200	-	-	\$2,000	-	-	
53 - Insurance	-	\$419	-	-	\$440	-	-	
63 - Electricity	-	\$567	-	-	\$650	-	-	
109144 Sewerage Ponds Maintenance	\$53,603			\$6,432			\$6,495	
50 - Direct labour costs	-	\$1,362	-	-	\$774	-	-	



SHIRE OF YORK BUDGET 2019/20

Descriptions	Estimated	Detail	Adopted Budget		Annual Budget		
	Actuals as at 30/06/2019		2018-19	Expenditure	2019-20	Income	Expenditure
			Income		Detail		
40 - Labour overheads	-	\$1,961	-	-	\$1,067	-	-
51 - General maintenance including pump and tank	-	\$1,000	-	-	\$3,000	-	-
51 - Water and soil testing	-	\$500	-	-	-	-	-
57 - Licence fee	-	\$1,553	-	-	\$1,598	-	-
53 - Insurance	-	\$56	-	-	\$56	-	-
109148 Community Plans	\$20,118		-	\$20,102		-	-
51 - Community Plans as required	-		-	-	-	-	-
51 - Access and Inclusion Audit	-	\$20,102	-	-	-	-	-
109156 Admin O/Heads And Labour Costs - Youth Services	\$28,386	-	-	\$33,143	-	-	\$35,190
39 - Allocation for total admin costs incurred by Council, (from 42100)	-	\$33,143	-	-	\$35,190	-	-
109158 Youth General Expenditure	\$5,342		-	\$8,500		-	\$8,500
51 - Sponsorships - Funding Pool	-	\$8,500	-	-	\$8,500	-	-
109199 Depreciation Expense	\$5,422		-	\$3,535		-	\$5,984
54 - Depreciation of assets	-	\$3,535	-	-	\$5,984	-	-
Sub Total - OTHER COMMUNITY AMENITIES OP/EXP	\$205,314	\$197,635	-	\$197,635	\$179,021	-	\$179,021
OPERATING INCOME							
109250 Grave Reservation Fees	(\$1,623)		(\$1,000)	-		(\$1,010)	-
07 - Fees for reservation of cemetery plots	-	(\$1,000)	-	-	(\$1,010)	-	-
109253 Cemetery Fees - Burial & Interment	(\$14,852)		(\$20,000)	-		(\$17,000)	-
07 - Burials/ interment of ashes into niche wall	-	(\$20,000)	-	-	(\$17,000)	-	-
109254 Cemetery - Plates	(\$599)		(\$300)	-		(\$303)	-
07 - Reimbursement of niche wall plaques	-	(\$300)	-	-	(\$303)	-	-
109255 Cemetery Monument Permit	(\$2,227)		(\$3,000)	-		(\$2,500)	-
07 - Fees and charges	-	(\$3,000)	-	-	(\$2,500)	-	-
109256 Cemetery - Undertaker License	(\$1,575)		(\$2,000)	-		(\$2,000)	-
07 - Approved Undertaker licence	-	(\$2,000)	-	-	(\$2,000)	-	-
109269 Charges Liquid Waste Removal	(\$18,713)		(\$20,000)	-		(\$24,000)	-
07 - Fees received from dumping by licensed operators at Septic Ponds	-	(\$20,000)	-	-	(\$24,000)	-	-
Sub Total - OTHER COMMUNITY AMENITIES OP/INC	(\$39,588)	(\$46,300)	(\$46,300)	-	(\$46,813)	(\$46,813)	-
Total - OTHER COMMUNITY AMENITIES	\$165,726	\$151,335	(\$46,300)	\$197,635	\$132,208	(\$46,813)	\$179,021
Total - COMMUNITY AMENITIES	\$324,292	\$447,445	(\$710,938)	\$1,158,384	\$419,160	(\$770,804)	\$1,189,964



SHIRE OF YORK BUDGET 2019/20

Descriptions	Estimated Actuals as at 30/06/2019	Detail	Adopted Budget 2018-19		Annual Budget 2019-20			
			Income	Expenditure	Detail	Income	Expenditure	
PUBLIC HALL & CIVIC CENTRES								
OPERATING EXPENDITURE								
111102 Town Hall	\$76,445		-	\$81,182		-	\$108,034	
50 - Direct labour costs	-	\$4,004	-	-	\$9,944	-	-	
50 - Salaries, Wages - Cleaning	-	\$22,720	-	-	\$8,265	-	-	
40 - Labour overheads	-	\$5,765	-	-	\$13,706	-	-	
51 - Replace floorboards as required	-	\$1,500	-	-	\$1,544	-	-	
51 - Aircon service	-	\$500	-	-	\$515	-	-	
35 - Cleaning products and toilet tissue	-	\$4,000	-	-	\$4,116	-	-	
51 - General maintenance	-	\$10,000	-	-	\$10,290	-	-	
51 - Termite Treatment	-	\$5,000	-	-	\$585	-	-	
63 - Electricity	-	\$2,921	-	-	\$3,125	-	-	
52 - Water	-	\$1,693	-	-	\$1,786	-	-	
62 - Town Hall Lift - phone and service	-	\$1,000	-	-	\$1,029	-	-	
53 - Property insurance	-	\$19,685	-	-	\$20,669	-	-	
35 - APRA Copyright fee	-	\$289	-	-	\$298	-	-	
51 - Sanitaire	-	\$748	-	-	\$770	-	-	
51 - Automatic doors maintenance	-	\$543	-	-	\$558	-	-	
51 - Concept Design for Stage 3 upgrades	-	-	-	-	\$30,000	-	-	
80 - Plant operation costs	-	\$815	-	-	\$835	-	-	
111103 Scout Hall	\$870		-	\$965		-	\$653	
50 - Direct labour costs	-	\$332	-	-	-	-	-	
40 - Labour overheads	-	\$478	-	-	\$490	-	-	
53 - Property insurance	-	\$155	-	-	\$162	-	-	
111105 Old Convent School	\$10,402		-	\$7,193		-	\$6,673	
50 - Direct labour costs	-	\$500	-	-	\$513	-	-	
40 - Labour overheads	-	\$700	-	-	\$718	-	-	
51 - General maintenance	-	\$1,000	-	-	\$1,000	-	-	
52 - Water	-	\$700	-	-		-	-	
53 - Insurance	-	\$735	-	-	\$772	-	-	
57 - Rates and ESL A60563, A60562	-	\$3,381	-	-	\$3,483	-	-	
63 - Electricity	-	\$176	-	-	\$188	-	-	
111106 Interest On Loans - Old Convent School	\$14,683		-	\$15,557		-	\$13,624	
55 - Interest payments on Loan 67 - Old Convent School (L800,801 South St)	-	\$15,557	-	-	\$13,624	-	-	
111120 Admin O/Head & Labour Costs	\$37,847		-	\$44,190		-	\$46,920	
39 - Allocation for total admin costs incurred by Council, (from 42100)	-	\$44,190	-	-	\$46,920	-	-	
111104 Greenhills Hall	\$4,200		-	\$4,400		-	\$4,406	



SHIRE OF YORK BUDGET 2019/20

Descriptions	Estimated Actuals as at 30/06/2019	Detail	Adopted Budget 2018-19		Annual Budget 2019-20		
			Income	Expenditure	Detail	Income	Expenditure
51 - Annual maintenance contribution paid to Greenhills Progress Assoc.	-	\$4,200	-	-	\$4,200	-	-
51 - Safety Inspection	-	\$200	-	-	\$206	-	-
111107 Talbot Hall	\$5,101			\$5,184			\$5,229
51 - Annual maintenance contribution paid to Talbot Progress Assoc.	-	\$4,200	-	-	\$4,200	-	-
51 - Safety Inspection	-	\$200	-	-	\$206	-	-
51 - Seal and paint asbestos - toilet roof	-	-	-	-	-	-	-
53 - Property insurance	-	\$784	-	-	\$823	-	-
111199 Depreciation Expense	\$259,235			\$211,455			\$211,455
54 - Depreciation of assets	-	\$211,455	-	-	\$211,455	-	-
Sub Total - PUBLIC HALLS & CIVIC CENTRES OP/EXP	\$408,784	\$370,127		\$370,127	\$396,994		\$396,994
OPERATING INCOME							
111216 Hall Hire - Charges	(\$11,491)		(\$10,000)			(\$10,100)	
07 - Hire fees for use of Town Hall	-	(\$10,000)	-	-	(\$10,100)	-	-
111217 Scout Hall Hire - Charges	-		(\$110)			(\$111)	
07 - Hire fees for use of Scout Hall	-	(\$110)	-	-	(\$111)	-	-
111218 Liquor License Charges	(\$278)		(\$200)			(\$202)	
07 - Sundry income received from applications for liquor licence approvals	-	(\$200)	-	-	(\$202)	-	-
111219 Grant Income	(\$103,136)						
03 - Non-Operating Grants	-	-	-	-	-	-	-
Sub Total - PUBLIC HALLS & CIVIC CENTRES OP/INC	(\$114,905)	(\$10,310)	(\$10,310)		(\$10,413)	(\$10,413)	
Total - PUBLIC HALL & CIVIC CENTRES	\$293,879	\$359,817	(\$10,310)	\$370,127	\$386,581	(\$10,413)	\$396,994
OTHER RECREATION & SPORT							
OPERATING EXPENDITURE							
Public Parks, Gardens, Reserves Maintenance							
113100 Avon Park Maintenance	\$64,716			\$82,581			\$64,802
50 - Direct labour costs	-	\$24,587	-	-	\$12,000	-	-
40 - Labour overheads	-	\$21,005	-	-	\$17,000	-	-
51 - Play equipment repairs	-	\$2,500	-	-	\$1,000	-	-
51 - Reticulation	-	\$1,600	-	-	\$1,600	-	-



SHIRE OF YORK BUDGET 2019/20

Descriptions	Estimated	Detail	Adopted Budget		Annual Budget		
	Actuals as at 30/06/2019		2018-19	Income	Expenditure	2019-20	Income
35 - Fertiliser, plants, chemicals, retic	-	\$1,600	-	-	\$500	-	-
51 - Shelter repairs	-	\$500	-	-	\$515	-	-
35 - General maintenance incl re-turfing/garden beds	-	\$4,200	-	-	\$4,322	-	-
51 - Swinging bridge oil and minor repairs incl. termite check	-	\$1,500	-	-	\$1,500	-	-
52 - Water	-	\$14,979	-	-	\$15,803	-	-
53 - Property insurance	-	\$433	-	-	\$454	-	-
63 - Electricity	-	\$4,216	-	-	\$4,511	-	-
80 - Plant operation costs	-	\$5,461	-	-	\$5,598	-	-
113101 Johanna Whitely Park Maintenance	\$8,263		-	\$8,849			\$10,219
50 - Direct labour costs	-	\$1,621	-	-	\$3,134	-	-
40 - Labour overheads	-	\$2,335	-	-	\$4,320	-	-
51 - Materials and contracts	-	\$100	-	-	\$103	-	-
52 - Water	-	\$2,200	-	-		-	-
53 - Property insurance	-	\$178	-	-	\$187	-	-
80 - Plant operation costs	-	\$2,414	-	-	\$2,474	-	-
113102 Peace Park Maintenance	\$34,971		-	\$36,931			\$45,299
50 - Direct labour costs	-	\$4,864	-	-	\$8,944	-	-
40 - Labour overheads	-	\$7,004	-	-	\$12,522	-	-
51 - Materials and contract - re-turfing/garden beds	-	\$3,000	-	-	\$1,500	-	-
52 - Water	-	\$14,979	-	-	\$15,000	-	-
63 - Electricity	-	\$1,622	-	-	\$1,736	-	-
80 - Plant operation costs	-	\$5,461	-	-	\$5,598	-	-
113103 War Memorial Gardens Maintenance	\$9,560		-	\$16,084			\$14,967
50 - Direct labour costs	-	\$2,594	-	-	\$2,786	-	-
40 - Labour overheads	-	\$3,736	-	-	\$3,840	-	-
51 - Materials and contracts	-	\$1,000	-	-	\$1,000	-	-
52 - Water	-	\$5,210	-	-	\$5,497	-	-
63 - Electricity	-	\$165	-	-	\$177	-	-
53 - Insurance	-	\$160	-	-	\$168	-	-
80 - Plant operation costs	-	\$3,219	-	-	\$1,500	-	-
113104 Sundry Parks & Reserve	\$44,746		-	\$67,646			\$56,582
50 - Direct labour costs	-	\$23,335	-	-	\$17,489	-	-
40 - Labour overheads	-	\$19,202	-	-	\$24,105	-	-
35 - General maintenance including fertiliser, plants, chemicals	-	\$5,000	-	-	\$2,000	-	-
51 - Parks improvements - partnerships	-	\$5,000	-	-	-	-	-
52 - Water	-	\$7,367	-	-	\$7,500	-	-
57 - Other expenses	-	\$300	-	-	\$309	-	-
63 - Electricity	-	\$133	-	-	\$142	-	-
53 - Insurance	-	\$36	-	-	\$37	-	-



SHIRE OF YORK BUDGET 2019/20

Descriptions	Estimated	Detail	Adopted Budget		Annual Budget			
	Actuals as at 30/06/2019		2018-19	Income	Expenditure	2019-20	Income	Expenditure
			\$7,273			\$5,000		
113105 Henrietta St Gardens Maintenance								\$2,729
			\$3,970			\$500		
			\$5,717			\$700		
			\$1,000			\$1,029		
			\$3,797			\$500		
113106 Gwamby/Avon Ascent Maintenance	\$21,266							\$24,605
			\$2,675			\$7,506		
			\$3,852			\$10,346		
			\$1,544			\$500		
			\$1,000			\$2,200		
			\$5,000			\$2,000		
			\$257			\$300		
			\$1,500					
			\$1,049			\$700		
			\$527			\$553		
			\$326					
			\$217					
			\$1,244			\$500		
113107 Arboretum Maintenance - Ford/Grey St	\$1,515							\$3,171
			\$2,010			\$696		
			\$2,894			\$960		
			\$475			\$487		
			\$1,000			\$1,000		
			\$27			\$28		
113108 Monger St Reserve Maintenance	\$4,040							\$5,722
			\$2,026			\$1,702		
			\$2,918			\$2,347		
			\$1,000			\$1,000		
			\$657			\$673		
113109 RV Park Maintenance	\$1,756							\$8,146
			\$1,000			\$1,935		
			\$1,440			\$2,667		
			\$1,000			\$2,000		
			\$500			\$528		
			\$500			\$513		
			\$492			\$504		
113111 Loan Redemption Interest - Forrest Oval	\$90,933							\$85,767
			\$64,447			\$61,025		



SHIRE OF YORK BUDGET 2019/20

Descriptions	Estimated	Detail	Adopted Budget		Annual Budget		
	Actuals as at 30/06/2019		2018-19	2019-20	Income	Expenditure	Expenditure
			Income	Expenditure	Detail	Income	Expenditure
	-	\$10,717	-	-	\$9,665	-	-
	-	\$16,718	-	-	\$15,077	-	-
113112 Youth Skate Park	\$1,112	-	-	\$1,684	-	-	\$500
51 - General maintenance	-	\$1,500	-	-	\$500	-	-
52 - Water	-	\$68	-	-	-	-	-
53 - Insurance	-	\$116	-	-	-	-	-
113115 Toilets Avon Park	\$19,731	-	-	\$32,023	-	-	\$24,197
50 - Direct labour costs	-	\$3,388	-	-	\$2,000	-	-
50 - Salaries, Wages - Cleaning	-	\$5,680	-	-	\$6,061	-	-
40 - Labour overheads	-	\$4,879	-	-	\$2,800	-	-
51 - Graffiti removal and repair vandalism	-	\$985	-	-	\$1,013	-	-
51 - Contract Cleaning, cleaning products and toilet tissue	-	\$10,000	-	-	\$5,000	-	-
51 - General maintenance	-	\$2,500	-	-	\$2,500	-	-
52 - Water	-	\$3,700	-	-	\$3,904	-	-
53 - Insurance	-	\$210	-	-	\$221	-	-
80 - Plant operation costs	-	\$681	-	-	\$698	-	-
113116 Mt Brown Park Maintenance	\$17,847	-	-	\$22,944	-	-	\$15,513
50 - Direct labour costs	-	\$4,641	-	-	\$3,947	-	-
40 - Labour overheads	-	\$6,682	-	-	\$5,440	-	-
51 - General maintenance	-	\$2,500	-	-	\$4,000	-	-
53 - Insurance	-	\$120	-	-	\$126	-	-
51 - Mt Brown Conservation Plan	-	\$5,000	-	-	-	-	-
80 - Plant operation costs	-	\$4,000	-	-	\$2,000	-	-
113117 Candice Bateman Park Maintenance	\$33,017	-	-	\$28,701	-	-	\$27,202
50 - Direct labour costs	-	\$5,893	-	-	\$5,608	-	-
40 - Labour overheads	-	\$8,486	-	-	\$7,851	-	-
51 - Play equipment repairs	-	\$394	-	-	\$405	-	-
35 - Sand	-	\$131	-	-	\$135	-	-
51 - General maintenance incl repairs to irrigation pump	-	\$2,000	-	-	\$2,058	-	-
35 - Cleaning products and toilet tissue	-	\$1,000	-	-	\$1,029	-	-
52 - Water	-	\$6,810	-	-	\$6,000	-	-
63 - Electricity	-	\$480	-	-	\$514	-	-
53 - Insurance	-	\$288	-	-	\$302	-	-
80 - Plant operation costs	-	\$3,219	-	-	\$3,299	-	-
113118 Moto Cross Track Maintenance	\$13,497	-	-	\$22,428	-	-	\$19,930
50 - Direct labour costs	-	\$6,680	-	-	\$5,804	-	-
40 - Labour overheads	-	\$9,619	-	-	\$8,000	-	-
51 - General maintenance	-	\$4,000	-	-	\$4,000	-	-
53 - Insurance	-	\$25	-	-	\$26	-	-



SHIRE OF YORK BUDGET 2019/20

Descriptions	Estimated	Detail	Adopted Budget		Annual Budget		
	Actuals as at 30/06/2019		2018-19	Income	Expenditure	Detail	Income
57 - FESA levy	-	\$55	-	-	-	-	-
80 - Plant operation costs	-	\$2,049	-	-	\$2,100	-	-
113119 Avon Walk Trail Maintenance	\$1,606	-	-	\$1,897	-	-	\$16,870
50 - Direct labour costs	-	\$347	-	-	\$4,759	-	-
40 - Labour overheads	-	\$500	-	-	\$6,560	-	-
51 - General maintenance (incl conn to swing bridge)	-	\$500	-	-	\$5,000	-	-
51 - Signage	-	\$500	-	-	\$500	-	-
80 - Plant operation costs	-	\$50	-	-	\$51	-	-
113120 Gardener Vehicles	\$4,425	-	-	\$896	-	-	\$5,540
51 - Materials and contracts	-	-	-	-	\$4,600	-	-
53 - Insurance	-	\$896	-	-	\$940	-	-
113122 Racecourse Maintenance	\$11,708	-	-	\$11,702	-	-	\$11,918
50 - Direct labour costs	-	\$332	-	-	\$300	-	-
40 - Labour overheads	-	\$478	-	-	\$400	-	-
51 - Rates Contribution	-	\$10,891	-	-	\$11,218	-	-
113135 Forrest Oval Lights - Electricity	-	-	-	-	-	-	-
113151 Admin O/Head & Labour Costs	\$94,619	-	-	\$110,476	-	-	\$117,299
39 - Allocation for total admin costs incurred by Council, (from 42100)	-	\$110,476	-	-	\$117,299	-	-
113152 Long Service Leave	-	-	-	\$3,867	-	-	\$3,964
50 - Annual provision for LSL accruals	-	\$3,867	-	-	\$3,964	-	-
113153 Forrest Oval Stadium Mtce	\$11,582	-	-	\$15,986	-	-	\$18,365
50 - Direct labour costs	-	\$1,645	-	-	\$1,686	-	-
50 - Salaries, Wages - Cleaning	-	\$2,762	-	-	\$3,306	-	-
40 - Labour overheads	-	\$2,369	-	-	\$2,428	-	-
35 - Cleaning products and toilet tissue	-	\$772	-	-	\$794	-	-
51 - General maintenance	-	\$2,000	-	-	\$2,058	-	-
51 - Painting & wall repairs	-	-	-	-	\$3,000	-	-
51 - Vacuum cleaner back pack	-	-	-	-	\$450	-	-
51 - Replace Blinds	-	\$2,000	-	-	-	-	-
53 - Property insurance	-	\$3,642	-	-	\$3,825	-	-
62 - Telephone	-	\$463	-	-	\$476	-	-
80 - Plant operation costs	-	\$333	-	-	\$341	-	-
113155 Forrest Oval Pavilion	\$4,020	-	-	\$7,515	-	-	\$6,846
50 - Direct labour costs	-	\$1,645	-	-	-	-	-
50 - Salaries, Wages - Cleaning	-	\$829	-	-	\$1,655	-	-
40 - Labour overheads	-	\$2,369	-	-	\$2,428	-	-
51 - Carpet cleaning and cleaning supplies	-	\$528	-	-	\$544	-	-
51 - General maintenance	-	\$1,500	-	-	\$1,544	-	-
53 - Property insurance	-	\$644	-	-	\$676	-	-



SHIRE OF YORK BUDGET 2019/20

Descriptions	Estimated	Adopted Budget		Annual Budget			
	Actuals as at 30/06/2019	Detail	Income	Expenditure	Detail	Income	Expenditure
113141 Forrest Oval Convention Centre	\$97,083	-	-	\$121,417	-	-	\$129,653
50 - Direct labour costs	-	\$3,290	-	-	\$2,670	-	-
50 - Salaries, Wages - Cleaning	-	\$15,190	-	-	\$15,570	-	-
40 - Labour overheads	-	\$4,738	-	-	\$3,680	-	-
51 - Carpet cleaning and cleaning supplies	-	\$4,500	-	-	\$4,631	-	-
51 - General maintenance	-	\$30,000	-	-	\$30,870	-	-
51 - Gas	-	\$9,500	-	-	\$9,776	-	-
53 - Property insurance	-	\$4,581	-	-	\$4,810	-	-
51 - Toilets - replace seats	-	\$4,756	-	-	\$4,893	-	-
51 - Resurface outdoor furniture	-	-	-	-	\$5,400	-	-
51 - Rubbish/recycling charges Large Bin	-	\$1,081	-	-	\$1,112	-	-
52 - Utilities - Water	-	\$6,306	-	-	\$6,653	-	-
62 - Telephone	-	\$7,000	-	-	\$7,203	-	-
51 - Monitoring CCTV	-	\$1,500	-	-	\$1,544	-	-
51 - Annual Support Fee - POS	-	\$1,000	-	-	\$1,000	-	-
63 - Utilities - Electricity	-	\$25,806	-	-	\$27,612	-	-
57 - Other Expenses - ESL	-	\$1,338	-	-	\$1,376	-	-
80 - Plant operation costs	-	\$832	-	-	\$853	-	-
113142 YRCC Marketing & Promotion	\$1,409	-	-	\$3,600	-	-	\$3,704
51 - Materials and contracts	-	\$3,600	-	-	\$3,704	-	-
113143 YRCC Gym Maintenance	\$8,692	-	-	\$11,198	-	-	\$11,506
50 - Salaries, Wages - Cleaning	-	\$4,143	-	-	\$4,247	-	-
51 - Materials and contracts - Fleet Fitness	-	\$3,256	-	-	\$3,350	-	-
51 - Materials and contracts - addt fobs & software lic	-	\$2,713	-	-	\$2,792	-	-
51 - General Maintenance	-	\$1,085	-	-	\$1,117	-	-
113144 Conference Expenses	\$20,649	-	-	\$33,308	-	-	\$28,946
50 - Salaries, Wages	-	\$24,308	-	-	\$19,685	-	-
50 - Salaries, Wages - Cleaning	-	-	-	-	-	-	-
35 - Stock Purchases	-	\$9,000	-	-	\$9,261	-	-
113145 Bar Expenses	\$110,274	-	-	\$148,701	-	-	\$142,994
50 - Salaries, Wages	-	\$63,701	-	-	\$65,529	-	-
50 - Salaries, Wages - Cleaning	-	-	-	-	-	-	-
35 - Stock Purchases	-	\$85,000	-	-	\$77,465	-	-
113146 Café/Restaurant Expenses	\$140,587	-	-	\$145,659	-	-	\$151,385
50 - Salaries, Wages	-	\$105,659	-	-	\$110,225	-	-
35 - Stock Purchases	-	\$40,000	-	-	\$41,160	-	-
113147 Canteen Expenses	\$15,626	-	-	\$21,335	-	-	\$21,398
50 - Salaries, Wages	-	\$9,335	-	-	\$9,050	-	-
35 - Stock Purchases	-	\$12,000	-	-	\$12,348	-	-



SHIRE OF YORK BUDGET 2019/20

Descriptions	Estimated	Adopted Budget		Annual Budget			
	Actuals as at 30/06/2019	Detail	Income	Expenditure	Detail	Income	Expenditure
113166 Feasibility Study / Operational and Marketing Plan - YRCC	-	-	-	-	-	-	\$10,000
51 - Materials and contracts	-	-	-	-	\$10,000	-	-
113148 YRCC Turf Maintenance - Bowls	\$6,338	-	-	\$12,009	-	-	\$10,644
50 - Direct labour costs	-	\$657	-	-	\$271	-	-
40 - Labour overheads	-	\$945	-	-	\$373	-	-
80 - Plant operation costs	-	\$407	-	-	-	-	-
51 - Materials and contracts	-	\$10,000	-	-	\$10,000	-	-
113149 YRCC Turf Maintenance - Tennis	\$445	-	-	\$12,009	-	-	\$10,644
50 - Direct labour costs	-	\$657	-	-	\$271	-	-
40 - Labour overheads	-	\$945	-	-	\$373	-	-
80 - Plant operation costs	-	\$407	-	-	-	-	-
51 - Materials and contracts	-	\$10,000	-	-	\$10,000	-	-
113150 Forrest Oval Turf Maintenance	\$11,598	-	-	\$15,000	-	-	\$10,000
51 - Vertimowing and decompacting	-	\$15,000	-	-	\$10,000	-	-
113156 Forrest Oval Grounds Maintenance	\$48,034	-	-	\$80,167	-	-	\$67,518
50 - Direct labour costs	-	\$14,527	-	-	\$18,831	-	-
40 - Labour overheads	-	\$20,918	-	-	\$26,363	-	-
35 - Fertiliser, plants, chemicals, retic	-	\$2,600	-	-	\$3,000	-	-
51 - General maintenance	-	\$5,400	-	-	\$5,000	-	-
51 - Reticulation	-	\$1,000	-	-	\$1,000	-	-
51 - Lights Insurance Claim Pending	-	\$12,500	-	-	-	-	-
53 - Property insurance	-	\$935	-	-	\$981	-	-
63 - Utilities - Electricity	-	\$320	-	-	\$342	-	-
80 - Plant operation costs	-	\$21,967	-	-	\$12,000	-	-
113157 Forrest Oval Water Supplies	\$65,264	-	-	\$79,451	-	-	\$82,070
50 - Direct labour costs	-	\$2,010	-	-	\$2,000	-	-
40 - Labour overheads	-	\$2,894	-	-	\$3,200	-	-
35 - Chemicals	-	\$637	-	-	\$656	-	-
51 - Parts/repairs to chlorinator, pumps etc	-	\$2,000	-	-	\$2,058	-	-
51 - Fence & gate repairs - Town Dam	-	\$1,000	-	-	\$1,000	-	-
51 - Catchment and Water Supply improvements	-	-	-	-	-	-	-
52 - Water (scheme in use until further notice)	-	\$69,800	-	-	\$72,000	-	-
63 - Electricity	-	\$385	-	-	\$412	-	-
53 - Property insurance	-	\$61	-	-	\$64	-	-
80 - Plant operation costs	-	\$664	-	-	\$681	-	-
113160 Recreation - Salaries	\$91,299	-	-	\$100,104	-	-	\$77,745
50 - Salaries as per Wages Schedule	-	\$100,104	-	-	\$77,745	-	-
113161 YRCC - Superannuation	\$25,754	-	-	\$43,951	-	-	\$45,049
50 - Superannuation payments	-	\$43,951	-	-	\$45,049	-	-
113167 Sporting Club Sponsorships	\$9,075	-	-	\$10,000	-	-	\$10,000



SHIRE OF YORK BUDGET 2019/20

Descriptions	Estimated	Adopted Budget		Annual Budget		
	Actuals as at 30/06/2019	Detail	2018-19 Income	2018-19 Expenditure	2019-20 Income	2019-20 Expenditure
51 - Sponsorships - Funding Pool	-	\$10,000	-	-	-	-
113169 Hockey Oval Maintenance	\$13,097	-	-	\$22,932	-	\$23,320
50 - Direct labour costs	-	\$3,364	-	-	-	-
40 - Labour overheads	-	\$4,844	-	-	-	-
50 - Salaries, Wages - Cleaning	-	\$2,750	-	-	-	-
35 - General maintenance including fertiliser, chemicals	-	\$3,000	-	-	-	-
51 - Vacuum cleaner back pack	-	-	-	-	-	-
51 - Vertimowing and decompacting	-	\$3,500	-	-	-	-
53 - Insurance	-	\$1,242	-	-	-	-
80 - Plant operation costs	-	\$4,232	-	-	-	-
113172 Second Hockey Field	\$6,506	-	-	\$7,890	-	\$7,614
50 - Direct labour costs	-	\$1,500	-	-	-	-
40 - Labour overheads	-	\$2,160	-	-	-	-
51 - General maintenance including fertiliser, chemicals	-	\$3,000	-	-	-	-
80 - Plant operation costs	-	\$1,230	-	-	-	-
113191 Admin O/Head & Labour Costs	\$283,856	-	-	\$331,428	-	\$351,897
39 - Allocation for total admin costs incurred by Council, (from 42100)	-	\$331,428	-	-	-	-
113192 Admin O/Head & Labour Costs	\$56,771	-	-	\$66,286	-	\$70,379
39 - Allocation for total admin costs incurred by Council, (from 42100)	-	\$66,286	-	-	-	-
113170 Trails Master Plan	\$25,012	-	-	\$35,000	-	\$55,000
51 - Trails Masterplan Review	-	\$35,000	-	-	-	-
51 - Trails Development Planning	-	-	-	-	-	-
113199 Depreciation Expense	\$403,496	-	-	\$422,911	-	\$422,911
54 - Depreciation of assets	-	\$422,911	-	-	-	-
	-	-	-	-	-	-
Sub Total - OTHER RECREATION & SPORT OP/EXP	\$1,935,790	\$2,340,057	-	\$2,340,057	\$2,334,531	\$2,334,531
OPERATING INCOME						
113223 Reimbursement Non Taxable	(\$223,658)		(\$245,000)			
Pending Insurance Claim - Bowling Green A	-	(\$230,000)				
Pending Insurance Claim - Forrest Oval Lights	-	(\$15,000)				
113220 Reimbursements Taxable Supply	(\$896)		-	-	-	-
113221 Stadium Hire Charges	(\$2,800)		(\$3,000)		(\$3,030)	
07 - Income received from hire of Rec Centre	-	(\$3,000)	-	-	(\$3,030)	
113222 Avon Park - Charges	(\$473)		(\$600)		(\$606)	
07 - Private hire eg weddings etc	-	(\$100)	-	-	(\$101)	
07 - Commercial hire	-	(\$500)	-	-	(\$505)	
113224 Leases	(\$32,112)		(\$27,033)		(\$33,918)	



SHIRE OF YORK BUDGET 2019/20

Descriptions	Estimated	Adopted Budget		Annual Budget			
	Actuals as at 30/06/2019	Detail	Income	Expenditure	Detail	Income	Expenditure
07 - Education Department	-	(\$14,818)	-	-	(\$15,040)	-	-
07 - Other Sundry charges	-	(\$2,190)	-	-	(\$2,190)	-	-
07 - Charges for use of Forrest Oval Precinct facilities by sporting groups - charged in accordance with adopted Fees and Charges	-	(\$10,025)	-	-	(\$16,688)	-	-
113229 Recreation Grants	-		(\$360,000)	-		(\$716,000)	-
03 - Grant - Stage 1 Avon Park Playground and Amenities	-	(\$360,000)			(\$366,000)		
03 - Grant - Stage 2 Avon Park Skatepark	-				(\$350,000)		
113231 Pavilion - Hire Charges	(\$16)		(\$200)	-		(\$202)	-
07 - Hire of Forrest Oval Pavilion	-	(\$200)	-	-	(\$202)	-	-
113233 Oval - Hire Charges	(\$909)		(\$520)	-		(\$525)	-
07 - Income received from the hire of Forrest Oval	-	(\$520)	-	-	(\$525)	-	-
113235 Charges - Forrest Oval Lights	(\$1,091)		(\$2,000)	-		(\$2,020)	-
07 - Lighting charges	-	(\$2,000)	-	-	(\$2,020)	-	-
113239 Government Grants - Non-taxable	-		-	-		-	-
03 - Non-Operating Grant funding - Avon Park Toilet Improvements	-		-	-		-	-
113242 Convention Centre - Hire	(\$2,173)		(\$5,000)	-		(\$5,050)	-
07 - Income received from hire charges	-	(\$5,000)	-	-	(\$5,050)	-	-
113243 Convention Centre - Gym	(\$22,790)		(\$22,000)	-		(\$22,220)	-
07 - Income received from gym usage	-	(\$22,000)	-	-	(\$22,220)	-	-
113244 Convention Centre - Conferences	(\$23,142)		(\$35,000)	-		(\$35,350)	-
07 - Conference Fees	-	(\$35,000)	-	-	(\$35,350)	-	-
113245 Convention Centre - Bar	(\$153,197)		(\$190,000)	-		(\$191,900)	-
07 - Bar Sales	-	(\$190,000)	-	-	(\$191,900)	-	-
113246 Convention Centre - Café/Restaurant	(\$98,209)		(\$110,000)	-		(\$111,100)	-
07 - Café/Restaurant Sales	-	(\$110,000)	-	-	(\$111,100)	-	-
113247 Convention Centre - Canteen	(\$13,394)		(\$30,000)	-		(\$30,300)	-
07 - Canteen Sales	-	(\$30,000)	-	-	(\$30,300)	-	-
113248 YRCC Green Fees - Bowls	(\$1,436)		(\$7,000)	-		-	-
07 - Income from the hire of Bowls Greens	-	(\$7,000)	-	-	-	-	-
113249 YRCC Green Fees - Tennis	(\$627)		(\$1,500)	-		(\$1,515)	-
07 - Income from the hire of Tennis Greens	-	(\$1,500)	-	-	(\$1,515)	-	-
113273 Government Grant Walk Trails	-		-	-		(\$63,785)	-
03 - Trails Grant funding - York Trails	-		-	-			
03 - Trails Grant funding - Greenhills	-		-	-	(\$63,785)		
	-						
Sub Total - OTHER RECREATION & SPORT OP/INC	(\$576,923)	(\$1,038,853)	(\$1,038,853)	-	(\$1,217,522)	(\$1,217,522)	-



SHIRE OF YORK BUDGET 2019/20

Descriptions	Estimated Actuals as at 30/06/2019	Detail	Adopted Budget 2018-19		Annual Budget 2019-20		
			Income	Expenditure	Detail	Income	Expenditure
Total - OTHER RECREATION & SPORT	\$1,358,867	\$1,301,204	(\$1,038,853)	\$2,340,057	\$1,117,010	(\$1,217,522)	\$2,334,531
SWIMMING POOL							
OPERATING EXPENDITURE							
112150 Swimming Pool - Salaries	\$105,068		-	\$134,302		-	\$101,175
50 - Salaries as per Wages Schedule	-	\$89,882	-	-	\$101,175	-	-
50 - Support staff	-	\$44,420	-	-	-	-	-
112151 Swimming Pool - Superannuation	\$13,496		-	\$19,474		-	\$14,670
50 - Superannuation payments associated with acct 112150	-	\$19,474	-	-	\$14,670	-	-
112153 Admin O/Head & Labour Costs	\$28,386		-	\$33,143		-	\$35,190
39 - Allocation for total admin costs incurred by Council, (from 42100)	-	\$33,143	-	-	\$35,190	-	-
112154 Long Service Leave	\$151		-	\$1,224		-	\$1,255
50 - Annual provision for LSL accruals	-	\$1,224	-	-	\$1,255	-	-
112155 Swimming Pool - Water	\$20,629		-	\$26,500		-	\$27,958
52 - Water	-	\$26,500	-	-	\$27,958	-	-
112156 Swimming Pool - Electricity	\$17,204		-	\$14,646		-	\$15,671
63 - Electricity	-	\$14,646	-	-	\$15,671	-	-
112157 Swimming Pool - Chemicals	\$8,293		-	\$9,500		-	\$9,776
51 - Chemicals required for maintenance of water quality	-	\$9,500	-	-	\$9,776	-	-
112158 General Maintenance Pool	\$21,756		-	\$25,612		-	\$26,775
50 - Direct labour costs	-	\$665	-	-	\$851	-	-
40 - Labour overheads	-	\$957	-	-	\$1,173	-	-
51 - General maintenance	-	\$5,500	-	-	\$5,660	-	-
51 - Service pool cleaner	-	\$2,000	-	-	\$2,058	-	-
51 - Pump service	-	\$4,000	-	-	\$4,116	-	-
51 - Promotional events	-	\$576	-	-	\$593	-	-
51 - Breathing apparatus service	-	\$600	-	-	\$617	-	-
51 - Supervisor annual qualification, seminars, training etc	-	\$591	-	-	\$608	-	-
51 - Equipment repairs	-	\$5,000	-	-	\$5,145	-	-
53 - Property insurance	-	\$3,875	-	-	\$4,069	-	-
57 - FESA levy	-	\$350	-	-	\$350	-	-
80 - Plant operation costs	-	\$1,498	-	-	\$1,535	-	-
112159 Telephone	\$303		-	\$670		-	\$690
62 - Telephone	-	\$670	-	-	\$690	-	-
112160 Swimming Pool - Kiosk Expenses	-			\$10,000		-	-
51 - Materials and contracts	-	\$10,000			-	-	-



SHIRE OF YORK BUDGET 2019/20

Descriptions	Estimated Actuals as at 30/06/2019	Detail	Adopted Budget 2018-19		Annual Budget 2019-20		
			Income	Expenditure	Detail	Income	Expenditure
112164 Pool Garden Maintenance	\$2,729		-	\$2,874	-	-	\$3,721
50 - Direct labour costs	-	\$973	-	-	\$1,354	-	-
40 - Labour overheads	-	\$1,401	-	-	\$1,867	-	-
35 - Fertiliser, plants, chemicals, retic	-	\$500	-	-	\$500	-	-
80 - Plant operation costs	-	-	-	-	-	-	-
112199 Depreciation Expense	\$20,854		-	\$30,971	-	-	\$30,971
54 - Depreciation of assets	-	\$30,971	-	-	\$30,971	-	-
Sub Total - SWIMMING POOL OP/EXP	\$238,868	\$308,915	-	\$308,915	\$267,851	-	\$267,851
OPERATING INCOME							
112260 Swimming Pool - Kiosk Income	-		(\$10,000)	-	-	-	-
07 - Fees and charges	-	(\$10,000)	-	-	-	-	-
112273 Pool Admission Charges	(\$31,666)		(\$30,000)	-	-	(\$30,270)	-
07 - General admission fees	-	(\$27,000)	-	-	(\$27,270)	-	-
07 - York District High School	-	(\$3,000)	-	-	(\$3,000)	-	-
112277 Reimbursements - Non Taxable	(\$990)		(\$10)	-	-	(\$10)	-
04 - Reimbursements	-	(\$10)	-	-	(\$10)	-	-
Sub Total - SWIMMING POOL OP/INC	(\$32,656)	(\$40,010)	(\$40,010)	-	(\$30,280)	(\$30,280)	-
Total - SWIMMING POOL	\$206,212	\$268,905	(\$40,010)	\$308,915	\$237,571	(\$30,280)	\$267,851
LIBRARIES							
OPERATING EXPENDITURE							
115110 Admin O/Head & Labour Costs	\$18,924	-	-	\$22,095	-	-	\$23,460
39 - Allocation for total admin costs incurred by Council, (from 42100)	-	\$22,095	-	-	\$23,460	-	-
115111 Library Operating-Stationery	\$992	-	-	\$1,000	-	-	\$1,029
35 - Stationery/office supplies for Shire Library	-	\$1,000	-	-	\$1,029	-	-
115112 Library Operating-Freight	\$991	-	-	\$1,500	-	-	\$1,544
51 - Freight charges library	-	\$1,500	-	-	\$1,544	-	-
115113 Office Expenses	\$1,689	-	-	\$2,400	-	-	\$2,470
51 - General office items	-	\$700	-	-	\$720	-	-
51 - Amlib subscription	-	\$1,700	-	-	\$1,749	-	-



SHIRE OF YORK BUDGET 2019/20

Descriptions	Estimated Actuals as at 30/06/2019	Detail	Adopted Budget 2018-19		Annual Budget 2019-20		
			Income	Expenditure	Detail	Income	Expenditure
115114 Lost Books	\$300	-	-	\$382	-	-	\$393
51 - Cost of replacing lost or damaged LISWA books - on-charged where appropriate	-	\$382	-	-	\$393	-	-
115115 Magazines/Newspapers	-	-	-	\$525	-	-	\$540
35 - Purchase of newspapers and magazines for public use at the library	-	\$525	-	-	\$540	-	-
115116 Storytime Library	\$5,188	-	-	\$8,500	-	-	\$2,000
35 - Expenditure for children's Storytime projects	-	\$8,500	-	-	\$2,000	-	-
115117 Books - Purchases	\$2,427	-	-	\$2,500	-	-	\$2,573
35 - Purchase of bestsellers and other popular titles	-	\$2,500	-	-	\$2,573	-	-
115118 Long Service Leave	-	-	-	\$576	-	-	\$591
50 - Annual provision for LSL accruals	-	\$576	-	-	\$591	-	-
115120 Library - Salaries	\$63,315	-	-	\$56,180	-	-	\$65,751
50 - Salaries as per Wages Schedule	-	\$56,180	-	-	\$65,751	-	-
50 - Salaries Book Selections	-	-	-	-	-	-	-
115121 Library - Superannuation	\$4,383	-	-	\$8,146	-	-	\$8,350
50 - Superannuation payments associated with acct 115120	-	\$8,146	-	-	\$8,350	-	-
115124 Library Equipment	\$1,719	-	-	\$1,750	-	-	\$1,801
51 - Equipment for library including furniture, office equipment and shelving	-	\$1,500	-	-	\$1,544	-	-
51 - Purchase of new membership cards	-	\$250	-	-	\$257	-	-
115199 Depreciation Expense	\$3,300	-	-	\$4,291	-	-	\$54
54 - Depreciation of assets	-	\$4,291	-	-	\$54	-	-
Sub Total - LIBRARIES OP/EXP	\$103,228	\$109,846	-	\$109,846	\$110,554	-	\$110,554
OPERATING INCOME							
115229 Charges-Lost Books	(\$960)	-	(\$300)	-	-	(\$300)	-
04 - Reimbursement for cost of repair or replacement of LISWA stock	-	(\$300)	-	-	(\$300)	-	-
115230 Sundry Income Taxable Supply	(\$91)	-	(\$21)	-	-	(\$21)	-
07 - Provision for library income	-	(\$21)	-	-	(\$21)	-	-
Sub Total - LIBRARIES OP/INC	(\$1,051)	(\$321)	(\$321)	-	(\$321)	(\$321)	-
Total - LIBRARIES	\$102,177	\$109,525	(\$321)	\$109,846	\$110,233	(\$321)	\$110,554
OTHER CULTURE							



SHIRE OF YORK BUDGET 2019/20

Descriptions	Estimated	Detail	Adopted Budget		Annual Budget		
	Actuals as at 30/06/2019		2018-19	Income	Expenditure	2019-20	Income
OPERATING EXPENDITURE							
RESIDENCY MUSEUM							
118111 Loan Interest Repayments - Archives Centre	\$2,179		-	\$2,232		-	\$1,608
55 - Interest payments on Loan 65 for Archives Facility - matures 30/6/19	-	\$2,232	-	-	\$1,608	-	-
118167 Museum Shop Stock Purchases	\$1,294		-	\$1,312		-	\$1,350
51 - Residency Museum stock purchases	-	\$1,312	-	-	\$1,350	-	-
118172 Residency Museum Building Mtce	\$21,958		-	\$29,602		-	\$28,120
50 - Direct labour costs	-	\$5,466	-	-	\$3,327	-	-
40 - Labour overheads	-	\$7,871	-	-	\$4,586	-	-
51 - General maintenance	-	\$4,000	-	-	\$4,000	-	-
51 - Oil floorboards	-	\$500	-	-	\$515	-	-
51 - Roof and ceiling repairs	-	\$500	-	-	\$515	-	-
51 - Alarm system maintenance	-	\$1,015	-	-	\$1,044	-	-
51 - Cleaning	-	\$2,319	-	-	\$2,755	-	-
51 - Painting	-	-	-	-	\$3,000	-	-
51 - Verandah handrail repairs	-	\$515	-	-	\$529	-	-
52 - Water	-	\$1,509	-	-	\$1,592	-	-
53 - Property insurance	-	\$2,217	-	-	\$2,328	-	-
63 - Electricity	-	\$3,214	-	-	\$3,439	-	-
57 - FESA levy, rubbish collection etc	-	\$394	-	-	\$405	-	-
80 - Plant operation costs	-	\$83	-	-	\$85	-	-
118173 Maintenance Exhibits	\$2,869		-	\$3,760		-	\$3,760
51 - Maintenance of exhibits and displays	-	\$3,760	-	-	\$3,760	-	-
118175 Museum Promotion & Marketing	\$2,202		-	\$4,000		-	\$4,000
51 - Provision for marketing and promotion of Residency Museum incl Website	-	\$4,000	-	-	\$4,000	-	-
118176 Museum Phone, Internet & Computer	\$2,289		-	\$1,695		-	\$1,416
51 - Computer / modem maintenance	-	\$382	-	-	\$393	-	-
51 - Audio training and ongoing support	-	\$319	-	-	-	-	-
51 - Internet fees	-	\$319	-	-	\$328	-	-
62 - Telephone charges	-	\$675	-	-	\$695	-	-
118177 Stationery/Postage	\$398		-	\$1,085		-	\$1,117
51 - Stationery, postage and freight expenses	-	\$1,085	-	-	\$1,117	-	-
118178 Membership Fees	\$4		-	\$460		-	\$473
51 - Costs of memberships of professional associations	-	\$460	-	-	\$473	-	-
118179 Volunteers Police Clearances	\$25		-	\$309		-	\$318
51 - Provision for police & working with children clearances of volunteers	-	\$309	-	-	\$318	-	-



SHIRE OF YORK BUDGET 2019/20

Descriptions	Estimated	Adopted Budget		Annual Budget			
	Actuals as at 30/06/2019	Detail	Income	Expenditure	Detail	Income	Expenditure
118181 Refreshments	\$549		-	\$926		-	\$953
51 - Provision for minor refreshments for volunteers and guests	-	\$926	-	-	\$953	-	-
118182 Equipment	\$3,036		-	\$5,500		-	\$5,660
51 - Provision for purchase of minor equipment including office machines.	-	\$5,500	-	-	\$5,660	-	-
118184 Research Projects	\$816		-	\$1,000		-	\$1,029
51 - Provision for research into Museum collection and local history	-	\$1,000	-	-	\$1,029	-	-
118185 Sundry Expenses	\$750		-	\$1,000		-	\$1,029
51 - Materials and contracts	-	\$1,000	-	-	\$1,029	-	-
118187 Grant Expenditure - ANZAC Projects	\$15,948		-	\$16,500		-	\$5,000
51 - Materials & Contracts - Shire contribution - ANZAC Projects	-				\$5,000		
51 - Materials & Contracts - Shire contribution - Town Hall Honour Board	-	\$16,500	-	-			
118188 Residency Museum Garden - Shire	\$6,023		-	\$6,675		-	\$4,781
50 - Direct labour costs	-	\$2,047	-	-	\$1,161	-	-
40 - Labour overheads	-	\$2,948	-	-	\$1,600	-	-
51 - Materials and contracts	-	\$1,000	-	-	\$1,100	-	-
51 - Garden/Reticulation maintenance	-	\$515	-	-	\$750	-	-
80 - Plant operation costs	-	\$166	-	-	\$170	-	-
118191 Salaries Residency Museum	\$67,535		-	\$72,755		-	\$75,830
50 - Salaries as per Wages Schedule	-	\$72,755	-	-	\$75,830	-	-
118192 Residency Museum - Superannuation	\$11,071		-	\$10,549		-	\$10,995
50 - Superannuation payments associated with acct 118191	-	\$10,549	-	-	\$10,995	-	-
118193 Long Service Leave - Residency Museum	-		-	\$690		-	\$707
50 - Provision for LSL entitlements	-	\$690	-	-	\$707	-	-
118194 Admin O/Head & Labour Costs	\$18,924		-	\$22,095		-	\$23,460
39 - Allocation for total admin costs incurred by Council, (from 42100)	-	\$22,095	-	-	\$23,460	-	-
118199 Depreciation Expense	\$20,590		-	\$17,967		-	\$15,338
54 - Depreciation of assets	-	\$17,967	-	-	\$15,338	-	-
OTHER CULTURE							
119116 Radio Station Maintenance - Barker St	\$790		-	\$3,907		-	\$3,945
51 - General Maintenance including termite inspection	-	\$200	-	-	\$206	-	-
50 - Direct labour costs	-	\$66	-	-	\$67	-	-
40 - Labour overheads	-	\$95	-	-	\$97	-	-
52 - Water	-	\$265	-	-	\$280	-	-
53 - Property insurance	-	\$281	-	-	\$295	-	-
51 - Sponsorship - operations, FESA levy, rates, rubbish etc	-	\$3,000	-	-	\$3,000	-	-
119120 Arts and Cultural Heritage - Salaries	\$46,550			\$53,502			\$55,661



SHIRE OF YORK BUDGET 2019/20

Descriptions	Estimated	Detail	Adopted Budget		Annual Budget		
	Actuals as at 30/06/2019		2018-19	Income	Expenditure	2019-20	Income
50 - Salaries as per Wages Schedule	-	\$53,502			\$55,661	-	-
119121 Arts and Cultural Heritage - Superannuation	\$2,658			\$7,758		-	\$8,071
50 - Superannuation payments associated with acct 119120	-	\$7,758			\$8,071	-	-
119122 Arts and Cultural Heritage Planning	\$13		-	\$40,000		-	\$37,000
51 - Reconciliation Action Plan					\$6,000		
51 - Other office expenses incl exhibition costs					\$1,000		
51 - Arts and Cultural Plan	-	\$40,000	-	-	\$30,000	-	-
119123 Arts and Cultural Heritage - Leave Provisions	-		-	\$300		-	\$308
50 - Provision for AL and LSL entitlements	-	\$300			\$308	-	-
119124 Arts and Cultural Heritage - Projects	-		-	-		-	\$21,000
51 - Chambers Honour Board					\$21,000		
Sub Total - OTHER CULTURE OP/EXP	\$228,472	\$305,580	-	\$305,580	\$312,929	-	\$312,929
OPERATING INCOME							
118221 Museum Entry Fees	(\$3,940)	-	(\$7,000)	-	-	(\$7,000)	-
07 - Admission fees for York Residency Museum	-	(\$7,000)	-	-	(\$7,000)	-	-
118222 Sale Postcards/Books	(\$823)	-	(\$2,500)	-	-	(\$2,500)	-
07 - Provision for sundry income from sale of postcards and stock	-	(\$2,500)	-	-	(\$2,500)	-	-
118223 Donations	(\$109)	-	(\$10)	-	-	(\$10)	-
04 - Provision for sundry donations received at the Residency Museum	-	(\$10)	-	-	(\$10)	-	-
118225 Reimbursements Taxable Supply	-	-	(\$10)	-	-	(\$10)	-
04 - Contributions	-	(\$10)	-	-	(\$10)	-	-
119220 Other Culture - Sundry Income	(\$1)	-	(\$10)	-	-	(\$10)	-
04 - Provision for sundry income	-	(\$10)	-	-	(\$10)	-	-
119221 Government Grants - Arts and Cultural Heritage	-	-	(\$20,000)	-	-	-	-
02 - Arts and Cultural Plan Funding	-	(\$20,000)					
Sub Total - OTHER CULTURE OP/INC	(\$4,872)	(\$29,530)	(\$29,530)	-	(\$9,530)	(\$9,530)	-
Total - OTHER CULTURE	\$223,600	\$276,050	(\$29,530)	\$305,580	\$303,399	(\$9,530)	\$312,929
Total - RECREATION AND CULTURE	\$2,184,735	\$2,315,501	(\$1,119,024)	\$3,434,525	\$2,154,793	(\$1,268,066)	\$3,422,859
STREETS,ROADS, BRIDGES, DEPOTS - MAINTENANCE							



SHIRE OF YORK BUDGET 2019/20

Descriptions	Estimated Actuals as at 30/06/2019	Detail	Adopted Budget 2018-19		Annual Budget 2019-20		
			Income	Expenditure	Detail	Income	Expenditure
OPERATING EXPENDITURE							
125109 Street Cleaning	\$23,216		-	\$40,711		-	\$34,000
50 - Direct Labour costs	-	\$10,214	-	-	\$10,000	-	-
40 - Labour overheads	-	\$14,708	-	-	\$14,000	-	-
51 - Contractors Fees	-	\$10,000	-	-	\$10,000	-	-
80 - Plant operation costs	-	\$5,789	-	-	-	-	-
125110 Road Safety Audits	\$3,940		-	-		-	\$8,000
51 - Materials and contracts	-	-	-	-	\$8,000	-	-
125116 Road Work's - Developer's Expenses	\$361						
125121 Traffic Signs - Warning and Directional	\$2,799		-	\$7,661		-	\$5,552
50 - Direct labour costs	-	\$681	-	-	\$232	-	-
40 - Labour overheads	-	\$981	-	-	\$320	-	-
51 - Materials and contracts	-	\$6,000	-	-	\$5,000	-	-
125125 Weed Control	\$12,991		-	\$44,885		-	\$44,836
50 - Direct labour costs	-	\$11,835	-	-	\$12,000	-	-
40 - Labour overheads	-	\$17,043	-	-	\$16,800	-	-
51 - Materials and contracts	-	\$15,000	-	-	\$15,000	-	-
80 - Plant operation costs	-	\$1,007	-	-	\$1,036	-	-
125128 Lighting of Streets	\$81,332		-	\$85,382		-	\$91,359
63 - Street light electricity	-	\$85,382	-	-	\$91,359	-	-
125129 Road Maintenance General	\$742,777		-	\$153,404		-	\$600,000
50 - Direct labour costs	-	\$41,599	-	-	\$145,000	-	-
40 - Labour overheads	-	\$59,903	-	-	\$203,000	-	-
51 - Materials and contracts	-	\$36,230	-	-	\$120,000	-	-
80 - Plant operation costs	-	\$15,672	-	-	\$132,000	-	-
Road Maintenance - Winter Grading	-			\$162,636	-	-	-
50 - Direct labour costs	-	\$40,180	-	-	-	-	-
40 - Labour overheads	-	\$57,860	-	-	-	-	-
51 - Materials and contracts	-	\$9,000	-	-	-	-	-
80 - Plant operation costs	-	\$55,595	-	-	-	-	-
Road Maintenance - Summer Grading	-			\$130,346	-	-	-
50 - Direct labour costs	-	\$29,820	-	-	-	-	-
40 - Labour overheads	-	\$42,941	-	-	-	-	-
51 - Materials and contracts	-	\$13,600	-	-	-	-	-
80 - Plant operation costs	-	\$43,985	-	-	-	-	-
Road Maintenance - Town Drainage and Shoulders	-			\$200,397	-	-	-
50 - Direct labour costs	-	\$31,516	-	-	-	-	-
40 - Labour overheads	-	\$45,382	-	-	-	-	-



SHIRE OF YORK BUDGET 2019/20

Descriptions	Estimated	Detail	Adopted Budget		Annual Budget		
	Actuals as at 30/06/2019		2018-19	2019-20	Detail	Income	Expenditure
			Income	Expenditure			
51 - Materials and contracts	-	\$81,600	-	-	-	-	-
51 - Contractors - Swails and Pipes	-	\$41,899	-	-	-	-	-
125132 Bridge Maintenance	\$40,646		-	\$35,279			\$39,213
50 - Direct labour costs	-	\$2,026	-	-	\$3,095	-	-
40 - Labour overheads	-	\$2,918	-	-	\$4,266	-	-
53 - Insurance	-	\$30,335	-	-	\$31,852	-	-
125140 Crossover Rebate	\$588		-	\$4,000			\$2,000
51 - General rebates	-	\$4,000	-	-	\$2,000	-	-
125141 Crossovers - York Estates Stage 2	-		-	-			-
125165 Depot Maintenance	\$72,859		-	\$74,888			\$78,659
50 - Direct labour costs	-	\$12,625	-	-	\$15,000	-	-
40 - Labour overheads	-	\$18,180	-	-	\$21,000	-	-
51 - General maintenance incl cleaning	-	\$20,000	-	-	\$20,000	-	-
51 - Fire Extinguishers - safety & compliance	-	\$3,000	-	-	\$3,087	-	-
52 - Water	-	\$7,003	-	-	\$5,500	-	-
53 - Insurance	-	\$1,777	-	-	\$1,866	-	-
57 - Rates, Dangerous Goods Licence, FESA levy	-	\$500	-	-	\$500	-	-
62 - Telephone	-	\$2,500	-	-	\$2,500	-	-
63 - Electricity	-	\$5,701	-	-	\$5,500	-	-
80 - Plant operation costs	-	\$3,602	-	-	\$3,706	-	-
125170 Road Verge Maintenance	\$5,428		-	\$16,227			\$15,000
50 - Direct Labour costs	-	\$503	-	-	-	-	-
40 - Labour overheads	-	\$724	-	-	-	-	-
51 - Materials and contracts - WP contractors	-	\$15,000	-	-	\$15,000	-	-
126199 Depreciation	\$1,500,367		-	\$1,318,707			\$1,318,707
54 - Depreciation of assets	-	\$1,318,707	-	-	\$1,318,707	-	-
127195 Interest on Loans	\$5,162		-	\$5,386			\$4,005
55 - Interest payments on Loan 66 - Plant	-	\$5,386	-	-	\$4,005	-	-
Sub Total - MTCE STREETS ROADS DEPOTS OP/EXP	\$2,492,466	\$2,279,910	-	\$2,279,910	\$2,241,331	-	\$2,241,331
OPERATING INCOME							
125201 Other Grants	(\$7,186)		(\$6,700)	-		(\$6,700)	-
03 - MRWA Street lighting grant	-	(\$6,700)	-	-	(\$6,700)	-	-
121202 Road To Recovery Grants	(\$264,811)		(\$264,111)	-		(\$396,868)	-
03 - Grant received from Federal Govt for nominated road projects	-	(\$264,111)	-	-	(\$396,868)	-	-
125202 Grant MRWA Direct Maintenance	(\$141,024)		(\$82,762)	-		(\$142,000)	-



SHIRE OF YORK BUDGET 2019/20

Descriptions	Estimated	Detail	Adopted Budget		Annual Budget		
	Actuals as at 30/06/2019		2018-19	2019-20	Detail	Income	Expenditure
			Income	Expenditure			
02 - Grant received from MRWA for unspecified road maintenance	-	(\$82,762)	-	-	(\$142,000)	-	-
125203 Grant - RRG - Roads	(\$184,242)		(\$345,027)	-		(\$242,817)	-
03 - Regional Road Group Funding - Knotts Rd	-				(\$135,586)		
03 - Regional Road Group Funding - York Tammin Rd	-	(\$345,027)	-	-	(\$107,231)	-	-
125220 Developers' Contributions - Footpaths	(\$11,327)	-	-	-	-	-	-
125208 Grant Govt - Black Spot Funding	(\$17,720)	-	-	-	-	-	-
125210 WANDRRA Income	(\$432,496)	-	(\$662,186)	-		(\$252,000)	-
03 - Grant funding - subject to application (AGRN 743)	-	(\$662,186)	-	-		-	-
03 - Grant funding - subject to application (Cyclone Joyce)	-				(\$252,000)		
Sub Total - MTCE STREETS ROADS DEPOTS OP/INC	(\$1,058,806)	(\$1,360,786)	(\$1,360,786)	-	(\$1,040,385)	(\$1,040,385)	-
Total - MTCE STREETS ROADS DEPOTS	\$1,433,660	\$919,124	(\$1,360,786)	\$2,279,910	\$1,200,945	(\$1,040,385)	\$2,241,331
TRAFFIC CONTROL							
OPERATING EXPENDITURE							
PARKING							
128101 Paint Carparks/Park Bays CBD	-		-	\$2,000		-	\$2,000
51 - Materials and contracts	-	\$2,000	-	-	\$2,000	-	-
128103 Howick St Car Park	\$4,497		-	\$7,422		-	\$4,967
50 - Direct labour costs	-	\$1,661	-	-	\$1,500	-	-
40 - Labour overheads	-	\$2,392	-	-	-	-	-
51 - Materials and contracts	-	\$1,000	-	-	\$1,029	-	-
80 - Plant operation costs	-	\$2,369	-	-	\$2,438	-	-
128199 Depreciation	\$21,446		-	\$24,704		-	\$24,704
54 - Depreciation of assets	-	\$24,704	-	-	\$24,704	-	-
LICENSING							
129102 Licensing Salaries	\$57,422		-	\$83,545		-	\$86,281
50 - Salaries as per Wages Schedule	-	\$83,545	-	-	\$86,281	-	-
129103 Licensing Superannuation	\$7,885		-	\$12,114		-	\$12,511
50 - Superannuation payments associated with 129102	-	\$12,114	-	-	\$12,511	-	-
129104 Licensing Leave Provisions	-		-	\$585		-	\$599
50 - Licensing staff leave provisions	-	\$585	-	-	\$599	-	-
129401 Admin O'Heads And Labour Costs	\$75,695	-	-	\$88,381	-	-	\$93,839



SHIRE OF YORK BUDGET 2019/20

Descriptions	Estimated	Detail	Adopted Budget		Annual Budget		
	Actuals as at 30/06/2019		2018-19	2019-20	Detail	Income	Expenditure
			Income	Expenditure			
39 - Allocation for total admin costs incurred by Council, (from 42100)	-	\$88,381	-	-	\$93,839	-	-
Sub Total - TRAFFIC CONTROL OP/EXP	\$166,946	\$218,751	-	\$218,751	\$224,901	-	\$224,901
OPERATING INCOME							
129202 Commission Licensing	(\$54,281)		(\$65,000)	-		(\$66,300)	-
09 - Commission received from DOT as licensing agent	-	(\$65,000)	-	-	(\$66,300)	-	-
128204 Parking Fines	(\$686)						
07 - Penalties received from parking infringements	-						
Sub Total - TRAFFIC CONTROL OP/INC	(\$54,967)	(\$65,000)	(\$65,000)	-	(\$66,300)	(\$66,300)	-
Total - TRAFFIC CONTROL	\$111,979	\$153,751	(\$65,000)	\$218,751	\$158,601	(\$66,300)	\$224,901
Total - TRANSPORT	\$1,545,639	\$1,072,875	(\$1,425,786)	\$2,498,661	\$1,359,547	(\$1,106,685)	\$2,466,232
RURAL SERVICES							
OPERATING EXPENDITURE							
131108 Conservation Volunteers	\$5,500		-	\$6,500		-	\$1,500
51 - Volunteer projects	-	\$1,500	-	-	\$1,500	-	-
51 - Avon River banks restoration - seed funding	-	\$5,000			-		
Sub Total - RURAL SERVICES OP/EXP	\$5,500	\$6,500	-	\$6,500	\$1,500	-	\$1,500
Total - RURAL SERVICES	\$5,500	\$6,500	-	\$6,500	\$1,500	-	\$1,500
TOURISM AND AREA PROMOTION							
OPERATING EXPENDITURE							
132101 Admin O/Head & Labour Costs	\$28,386	-	-	\$33,143	-	-	\$35,190
39 - Allocation for total admin costs incurred by Council, (from 42100)	-	\$33,143	-	-	\$35,190	-	-
132102 Town Promotions	\$10,033		-	\$10,000		-	\$10,000



SHIRE OF YORK BUDGET 2019/20

Descriptions	Estimated	Adopted Budget		Annual Budget			
	Actuals as at 30/06/2019	Detail	Income	Expenditure	Detail	Income	Expenditure
51 - Provision for expenditure on various town promotions	-	\$10,000	-	-	\$10,000	-	-
132145 Area Promotion	\$29,479			\$31,000			\$40,000
51 - Events support - Funding Pool	-	\$22,500	-	-	\$22,500	-	-
51 - Tourism Approved Projects YAVT	-	\$8,500	-	-	\$8,500	-	-
51 - Other expenditure relating to area promotion eg. Trails	-		-	-	\$9,000	-	-
132146 Information Bays and Street Furniture Maintenance	\$3,166	-	-	\$6,675	-	-	\$6,141
50 - Direct labour costs	-	\$2,326	-	-	\$1,741	-	-
40 - Labour overheads	-	\$3,349	-	-	\$2,400	-	-
51 - Materials and contracts	-	\$1,000	-	-	\$2,000	-	-
132103 York Information Centre - Salaries	\$121,540	-	-	\$153,957	-	-	\$144,923
50 - Salaries as per Wages Schedule	-	\$153,957	-	-	\$144,923	-	-
132104 York Information Centre - Superannuation	\$16,915	-	-	\$22,324	-	-	\$22,882
50 - Superannuation as per Wages Schedule	-	\$22,324	-	-	\$22,882	-	-
132148 Contribution to Information services	\$31,553	-	-	\$30,662	-	-	\$32,855
51 - Information Services - Stock for resale	-	\$10,000	-	-	\$10,000	-	-
35 - Coin Machine - purchase of coins/albums/capsules/freight	-	\$3,087	-	-	\$3,177	-	-
51 - Advertising	-	\$3,000	-	-	\$3,000	-	-
51 - Brochure Production costs	-	\$4,000	-	-	\$6,000	-	-
51 - Memberships	-	\$1,000	-	-	\$1,000	-	-
51 - Information Services - Stationery	-	\$1,029	-	-	\$1,059	-	-
51 - Information Services - Operations - incl p'copy chgs, signage, racking	-	\$6,000	-	-	\$6,000	-	-
51 - Information Services - Telephones	-	\$1,338	-	-	\$1,376	-	-
51 - Information Services - Wi-Fi connection	-	\$1,208	-	-	\$1,244	-	-
132149 Tourist Bureau-Bldg Mtce	\$547			\$1,459			\$1,561
63 - Electricity	-	\$1,459	-	-	\$1,561	-	-
132150 Festivals and Events Funding Pool	\$105,195			\$172,500			\$193,500
51 - Multi Year Agreement - Festival of Cycling					\$20,000		
51 - Multi Year Agreement - York Festival					\$22,500		
51 - Multi Year Agreement - York Motorcycle Festival					\$25,000		
51 - Multi Year Agreement - York Society					\$6,000		
51 - Annual Event - YorKids - subject to funding					\$59,500		
51 - Other Annual Events					\$31,000		
51 - Festival Support funding pool		\$172,500			\$29,500		
132153 Christmas Decorations/Festivities - Shire Assistance	\$26,247	-	-	\$19,304	-	-	\$27,536
50 - Direct labour costs	-	\$6,395	-	-	\$10,640	-	-
40 - Labour overheads	-	\$9,209	-	-	\$14,896	-	-
51 - Materials and hire equipment	-	\$1,000	-	-	-	-	-
80 - Plant operation costs	-	\$2,700	-	-	\$2,000	-	-
132154 Banner Installation & Removal	\$7,328	-	-	\$2,017	-	-	\$9,446



SHIRE OF YORK BUDGET 2019/20

Descriptions	Estimated	Detail	Adopted Budget		Annual Budget		
	Actuals as at 30/06/2019		2018-19	Income	Expenditure	2019-20	Income
50 - Direct labour costs	-	\$467	-	-	\$3,560	-	-
40 - Labour overheads	-	\$672	-	-	\$4,984	-	-
51 - Materials and contracts	-	\$545	-	-	\$561	-	-
80 - Plant operation costs	-	\$333	-	-	\$341	-	-
132159 Grant Expenditure	\$350	-	-	-	-	-	-
132160 Festivals and Events - Shire Assistance	\$5,206	-	-	\$20,982	-	-	\$9,786
50 - Direct labour costs	-	\$6,727	-	-	\$3,869	-	-
40 - Labour overheads	-	\$9,687	-	-	\$5,417	-	-
51 - Materials and contracts	-	\$1,000	-	-	-	-	-
80 - Plant operation costs	-	\$3,568	-	-	\$500	-	-
132199 Depreciation Expense	\$77	-	-	\$90	-	-	\$90
54 - Depreciation of assets	-	\$90	-	-	\$90	-	-
Sub Total - TOURISM & AREA PROMOTION OP/EXP	\$386,021	\$504,113		\$504,113	\$533,909		\$533,909
OPERATING INCOME							
132270 Contributions & Reimbursements Taxable	-		(\$200)	-		(\$204)	-
04 - Provision for reimbursements	-	(\$100)		-	(\$102)		-
132271 Contributions & Reimbursements - Non-Taxable	(\$27)						
04 - Provision for reimbursements	-	(\$100)		-	(\$102)		-
132252 Brochure Advertising Income	(\$6,143)		(\$5,000)	-		(\$6,000)	-
07 - Sale of advertising space - Information Brochures	-	(\$5,000)		-	(\$6,000)		-
132269 Government Grants	(\$1,500)			-		(\$36,000)	-
02 - YorKids	-			-	(\$36,000)		-
132255 Events Application fees	(\$1,090)		(\$675)				
07 - Fees and charges	-	(\$675)		-			-
132254 Fees and Charges	(\$194)			-			-
132248 Tourist Bureau Income	(\$18,064)		(\$20,000)			(\$20,400)	
07 - Income from Information Services Sales	-	(\$20,000)		-	(\$20,400)		-
Sub Total - TOURISM & AREA PROMOTION OP/INC	(\$27,018)	(\$25,875)	(\$25,875)		(\$62,604)	(\$62,604)	
Total - TOURISM & AREA PROMOTION	\$359,004	\$478,238	(\$25,875)	\$504,113	\$471,305	(\$62,604)	\$533,909
BUILDING CONTROL							
OPERATING EXPENDITURE							



SHIRE OF YORK BUDGET 2019/20

Descriptions	Estimated Actuals as at 30/06/2019	Detail	Adopted Budget 2018-19		Annual Budget 2019-20		
			Income	Expenditure	Detail	Income	Expenditure
133160 Building - Salaries	\$65,725		-	\$38,987		-	\$121,997
50 - Salaries as per Wages Schedule	-	\$38,987	-	-	\$121,997	-	-
133161 Building - Superannuation	\$4,801	-	-	\$5,653	-	-	\$17,690
50 - Super payments associated with 133160	-	\$5,653	-	-	\$17,690	-	-
133189 Vehicle Operating Expenses - Y000 & Y837	\$543	-	-	\$5,000	-	-	\$5,145
35 - Vehicle operating costs direct	-	\$5,000	-	-	\$5,145	-	-
133190 Admin O/Head & Labour Costs	\$75,695	-	-	\$88,381	-	-	\$93,839
39 - Allocation for total admin costs incurred by Council, (from 42100)	-	\$88,381	-	-	\$93,839	-	-
133192 Building Control Expenses-Other	\$39,513	-	-	\$103,201	-	-	\$13,792
35 - Printing and stationery	-	\$1,628	-	-	\$1,675	-	-
51 - Signage	-	\$1,628	-	-	\$1,675	-	-
62 - Mobile phone charges	-	\$1,085	-	-	\$1,117	-	-
35 - Plan Stamps	-	\$264	-	-	\$272	-	-
35 - New mobile phone handset	-	-	-	-	\$500	-	-
35 - New Building License Envelopes	-	\$528	-	-	\$544	-	-
35 - Retrospective Building License Envelopes	-	\$211	-	-	\$217	-	-
35 - Australian Standards Subscription	-	\$1,444	-	-	\$1,485	-	-
35 - Building Costs Guide	-	\$919	-	-	\$945	-	-
35 - Building Codes online subscription and updates	-	\$3,167	-	-	\$3,259	-	-
50 - Training Conferences	-	\$5,284	-	-	-	-	-
35 - Equipment	-	\$543	-	-	\$558	-	-
51 - Scanning building files	-	\$1,500	-	-	\$1,544	-	-
51 - Building Consultants	-	\$85,000	-	-	-	-	-
133195 Building Licence Refunds	-	-	-	\$131	-	-	\$135
51 - Refund of Building licence applications where required	-	\$131	-	-	\$135	-	-
133196 Legal Advice Building	\$3,045	-	-	\$5,000	-	-	\$5,145
51 - Legal advice related to Building Control disputes	-	\$5,000	-	-	\$5,145	-	-
133186 DAIP Implementation Expenses	-	-	-	\$9,000	-	-	\$27,000
51 - Implement disabled access requirements	-	\$9,000	-	-	\$27,000	-	-
133199 Depreciation Expense	\$47						
Sub Total - BUILDING CONTROL OP/EXP	\$189,369	\$255,354			\$284,743		\$284,743
BUILDING CONTROL OP/INC							
133204 Charges - Building Permits	(\$20,800)		(\$20,000)			(\$20,400)	
07 - Income received from Building Licence applications	-	(\$20,000)			(\$20,400)		



SHIRE OF YORK BUDGET 2019/20

Descriptions	Estimated	Detail	Adopted Budget		Annual Budget		
	Actuals as at 30/06/2019		2018-19	2019-20	Income	Expenditure	Expenditure
			Income	Expenditure	Detail	Income	Expenditure
133205 Charges - Demolition Fees	(\$98)		(\$200)	-		(\$200)	-
07 - Fees received for Building Demolition permits	-	(\$200)	-	-	(\$200)	-	-
133206 Fees and Charges - Non-Taxable	(\$5,625)		(\$4,890)			(\$4,830)	
07 - Swimming Pool fees collected through rates	-	(\$4,890)			(\$4,830)		
133207 Bcift Commission	(\$182)		(\$300)	-		(\$300)	-
09 - Commission received from BCITF applied to licences issued over \$20K	-	(\$300)	-	-	(\$300)	-	-
133208 Signs/Hoardings Charges	\$34			-			-
133210 Building Fees Taxable	(\$1,592)		(\$500)	-		(\$500)	-
07 - Other Building fees	-	(\$500)	-	-	(\$500)	-	-
133211 Brb Commission	(\$540)		(\$500)	-		(\$500)	-
09 - Commission received from BRB applied to all building licences	-	(\$500)	-	-	(\$500)	-	-
133215 Building Fines & Penalties	(\$696)		(\$100)	-		(\$100)	-
04 - Reimbursement of Building legal expenses incurred	-	(\$100)	-	-	(\$100)	-	-
133213 Reimbursements - Non-Taxable	-						
Sub Total - BUILDING CONTROL OP/INC	(\$29,498)	(\$26,490)	(\$26,490)	-	(\$26,830)	(\$26,830)	-
Total - BUILDING CONTROL	\$159,871	\$228,864	(\$26,490)	\$255,354	\$257,913	(\$26,830)	\$284,743
ECONOMIC DEVELOPMENT							
OPERATING EXPENDITURE							
138101 Old Infant Health - 5 Joaquina Street (Old York Telecentre)	\$1,430		-	\$2,468		-	\$1,744
50 - Direct labour costs	-	\$66	-	-	-	-	-
40 - Labour overheads	-	\$95	-	-	-	-	-
51 - General maintenance	-	\$1,600	-	-	\$1,000	-	-
52 - Water	-	\$277	-	-	\$292	-	-
53 - Property insurance	-	\$430	-	-	\$452	-	-
138150 York Economic Development Projects	\$18,000		-	\$20,000		-	\$20,000
51 - Multi-year Funding Agreement AVMMMA	-	\$18,000	-	-	\$18,000	-	-
51 - Projects as determined	-	\$2,000	-	-	\$2,000	-	-
138160 Community/Economic Development Officer Salaries	\$88,519		-	\$80,798		-	\$84,085
50 - Salaries as per Wages Schedule	-	\$80,798	-	-	\$84,085	-	-
138161 Community Development Officer Superannuation	\$11,532		-	\$11,716		-	\$12,192
50 - Superannuation as per Wages Schedule	-	\$11,716	-	-	\$12,192	-	-
138162 CDO Provision for Long Service Leave	-		-	\$2,020		-	\$2,070
50 - Annual Leave Accrual and LSL as per Wages Schedule	-	\$2,020	-	-	\$2,070	-	-



SHIRE OF YORK BUDGET 2019/20

Descriptions	Estimated Actuals as at 30/06/2019	Detail	Adopted Budget 2018-19		Annual Budget 2019-20		
			Income	Expenditure	Detail	Income	Expenditure
Sub Total - ECONOMIC DEVELOPMENT OP/EXP	\$119,482	\$117,001	-	\$117,001	\$120,092	-	\$120,092
Total - ECONOMIC DEVELOPMENT	\$119,482	\$117,001	-	\$117,001	\$120,092	-	\$120,092
OTHER ECONOMIC SERVICES							
OPERATING EXPENDITURE							
139142 Standpipes Water/Maintenance	\$18,746		-	\$5,621		-	\$9,715
50 - Direct labour costs	-	\$665	-	-	\$1,548	-	-
40 - Labour overheads	-	\$957	-	-	\$2,167	-	-
51 - Materials and contracts incl. Compliance Certificates	-	\$4,000	-	-	\$6,000	-	-
139143 Standpipes-Water	\$55,618		-	\$70,000		-	\$50,000
52 - Water	-	\$70,000	-	-	\$50,000	-	-
139144 Community Bus Operation	\$1,668		-	\$6,685		-	\$6,819
50 - Direct labour costs	-	\$165	-	-	\$169	-	-
40 - Labour overheads	-	\$237	-	-	\$243	-	-
51 - Materials and contracts	-	\$6,000	-	-	\$6,109	-	-
53 - Insurance	-	\$284	-	-	\$298	-	-
139199 Depreciation Expense	\$7,856		-	\$8,964		-	\$8,613
54 - Depreciation of assets	-	\$8,964	-	-	\$8,613	-	-
Sub Total - OTHER ECONOMIC SERVICES OP/EXP	\$83,887	\$91,271	-	\$91,271	\$75,146	-	\$75,146
OPERATING INCOME							
139256 Charges-Sale Water	(\$47,571)		(\$70,000)	-		(\$59,715)	-
07 - Income received from water sold from Council-owned standpipes	-	(\$70,000)	-	-	(\$59,715)	-	-
139259 Community Bus Income	(\$6,468)		(\$6,685)	-		(\$6,819)	-
07 - Income received from the hire of the Community Bus - excess income to be transferred to reserve.	-	(\$6,685)	-	-	(\$6,819)	-	-
139258 Reimbursements	(\$83)		-	-		-	-
Sub Total - OTHER ECONOMIC SERVICES OP/INC	(\$54,123)	(\$76,685)	(\$76,685)	-	(\$66,534)	(\$66,534)	-



SHIRE OF YORK BUDGET 2019/20

Descriptions	Estimated	Adopted Budget			Annual Budget		
	Actuals as at 30/06/2019	Detail	Income	Expenditure	Detail	Income	Expenditure
Total - OTHER ECONOMIC SERVICES	\$29,764	\$14,585	(\$76,685)	\$91,271	\$8,612	(\$66,534)	\$75,146
Total - ECONOMIC SERVICES	\$673,621	\$845,189	(\$129,050)	\$974,239	\$859,422	(\$155,968)	\$1,015,390
PRIVATE WORKS							
OPERATING EXPENDITURE							
141001 Various Private Works	\$249		-	-			
Sub Total - PRIVATE WORKS OP/EXP	\$249	-	-	-	-	-	-
OPERATING INCOME							
142021 Charges-Private Works	(\$2,795)		-	-			
Sub Total - PRIVATE WORKS OP/INC	(\$2,795)	-	-	-	-	-	-
Total - PRIVATE WORKS	(\$2,545)	-	-	-	-	-	-
PUBLIC WORKS OVERHEADS							
OPERATING EXPENDITURE							
001064 Less Allocated-Works/Services	(\$832,371)		-	(\$926,017)			(\$980,166)
40 - Overheads allocated	-	(\$926,017)	-	-	(\$980,166)	-	-
143158 Admin O/Head & Labour Costs	\$255,470	-	-	\$298,286	-	-	\$363,627
39 - Allocation for total admin costs incurred by Council, (from 42100)	-	\$298,286	-	-	\$363,627	-	-
143160 Engineering Office/Other Exp	\$42,543		-	\$25,875			\$31,466
35 - General expenses	-	\$2,642	-	-	\$2,719	-	-
35 - Software	-	\$500	-	-	\$500	-	-
51 - IT Support & computer maintenance	-	\$500	-	-	\$515	-	-
35 - General office expenses	-	\$5,000	-	-	\$5,145	-	-
35 - Colour Printer plus toners	-	\$1,000	-	-	\$1,029	-	-
51 - RoMan Data updates	-	\$5,000	-	-	\$10,000	-	-
51 - Safety Equipment upgrades	-	\$3,500	-	-	\$3,602	-	-
51 - Roman Road Mgmt System Annual Subscription	-	\$7,733	-	-	\$7,957	-	-



SHIRE OF YORK BUDGET 2019/20

Descriptions	Estimated	Adopted Budget		Annual Budget		
	Actuals as at 30/06/2019	Detail	2018-19 Income	2018-19 Expenditure	2019-20 Income	2019-20 Expenditure
143161 Superannuation Of Workmen	\$111,642		-	\$121,820	-	\$124,866
50 - Superannuation payments as per Wages Schedule - outside staff	-	\$121,820	-	-	\$124,866	-
143162 Sick/Holiday Pay	\$166,602		-	\$174,898	-	\$150,299
50 - Holiday pay as per Wages Schedule	-	\$131,638	-	-	\$101,074	-
50 - Sick pay as per Wages Schedule	-	\$14,420	-	-	\$16,408	-
50 - Public Holidays as per Wages Schedule	-	\$28,840	-	-	\$32,817	-
143164 Protective Clothing	\$14		-	\$7,500	-	\$7,500
50 - Provision for purchase of protective clothing and safety equipment	-	\$7,500	-	-	\$7,500	-
143166 Salary Allowances	\$227		-	-	-	-
143167 Meeting Attendance	\$6,772		-	\$8,445	-	\$9,400
50 - Direct labour costs	-	\$7,300	-	-	\$8,222	-
51 - Materials and contracts	-	\$1,145	-	-	\$1,178	-
143168 Safety Management	\$14,076		-	\$11,548	-	\$7,500
50 - Direct labour costs	-	\$7,300	-	-	\$1,500	-
35 - Provision for OHS and related matters incl. First Aid kits	-	\$4,249	-	-	\$6,000	-
143171 Staff Training	-		-	-	-	-
143172 Service Pay-Workmen	\$19,066		-	\$25,538	-	\$27,087
50 - Service pay allowance	-	\$7,800	-	-	\$8,060	-
50 - Safety Bonus as per agreement	-	\$4,400	-	-	\$4,800	-
50 - Adverse working allowance	-	\$13,338	-	-	\$14,227	-
143175 Sundry Tools Purchase	\$3,776		-	\$2,500	-	\$3,500
35 - Purchase of sundry tools and other minor equipment	-	\$2,500	-	-	\$3,500	-
143178 Long Service Leave	\$35,963		-	\$3,838	-	\$3,934
50 - Annual provision for LSL accruals	-	\$3,838	-	-	\$3,934	-
143179 Insurance	\$53,009		-	\$59,185	-	\$62,144
53 - Public Liability	-	\$22,500	-	-	\$23,625	-
50 - Workers' Compensation	-	\$35,703	-	-	\$37,488	-
53 - Personal Accident	-	\$765	-	-	\$804	-
53 - Transit	-	\$216	-	-	\$227	-
143180 Time In Lieu Taken	\$686		-	-	-	-
143181 Works Salaries	\$162,664		-	\$142,908	-	\$146,405
50 - Salaries as per Wages Schedule	-	\$142,908	-	-	\$146,405	-
143182 Vehicle Operating Expenses Works P168, P134, P136	\$17,682		-	\$17,744	-	\$19,810
51 - Materials and contracts	-	\$16,000	-	-	\$18,000	-
53 - Insurance	-	\$725	-	-	\$761	-
57 - Other expenditure	-	\$1,019	-	-	\$1,049	-
143183 Shire Engineer Vehicle Mtce	\$5,811		-	\$7,243	-	\$6,770
51 - Parts and repairs including fuel and oil P166	-	\$6,500	-	-	\$6,000	-



SHIRE OF YORK BUDGET 2019/20

Descriptions	Estimated	Detail	Adopted Budget		Annual Budget		
	Actuals as at 30/06/2019		2018-19	2019-20	Detail	Income	Expenditure
			Income	Expenditure			
53 - Insurance	-	\$284	-	-	\$298	-	-
57 - Other expenditure	-	\$459	-	-	\$472	-	-
143199 Depreciation	\$14,661		-	\$18,691		-	\$15,859
54 - Depreciation of assets	-	\$18,691	-	-	\$15,859	-	-
Sub Total - PUBLIC WORKS O/HEADS OP/EXP	\$78,292	(\$0)	-	(\$0)	\$0	-	\$0
OPERATING INCOME							
143293 Reimbursements Non-Taxable Supply	(\$12,826)	-	(\$12,000)	-	-	(\$12,000)	-
04 - Diesel fuel rebate	-	(\$12,000)	-	-	(\$12,000)	-	-
143297 Sundry Equipment Sales	-	-	(\$100)	-	-	(\$1,000)	-
07 - Fees and charges - Sale of Scrap	-	(\$100)	-	-	(\$1,000)	-	-
Sub Total - PUBLIC WORKS O/HEADS OP/INC	(\$12,826)	(\$12,100)	(\$12,100)	-	(\$13,000)	(\$13,000)	-
Total - PUBLIC WORKS OVERHEADS	\$65,466	(\$12,100)	(\$12,100)	(\$0)	(\$13,000)	(\$13,000)	\$0
PLANT OPERATIONS COSTS							
OPERATING EXPENDITURE							
001084 Less Allocated-Works/Services	(\$451,533)		-	(\$463,494)		-	(\$632,357)
80 - Plant overheads and depreciation recovered	-	(\$463,494)	-	-	(\$632,357)	-	-
014203 Plant Repair Wages	\$81,426		-	\$59,065		-	\$72,781
50 - Direct labour costs	-	\$24,207	-	-	\$31,495	-	-
40 - Labour overheads	-	\$34,858	-	-	\$41,286	-	-
014204 Tyres And Tubes	\$15,610		-	\$21,706		-	\$22,336
51 - Purchase of tyres and tubes for Council's fleet allocated to plant number	-	\$21,706	-	-	\$22,336	-	-
014205 Parts And Repairs	\$108,419		-	\$94,927		-	\$97,680
51 - Purchase of parts and mechanical repairs for Council's fleet	-	\$94,927	-	-	\$97,680	-	-
014206 Insurance And Licences	\$17,660		-	\$22,706		-	\$23,466
53 - Insurance	-	\$15,206	-	-	\$15,966	-	-
57 - Licences	-	\$7,500	-	-	\$7,500	-	-
014207 Fuel And Oil	\$89,022		-	\$120,000		-	\$123,480
51 - Purchase of fuels and oils for Council's fleet	-	\$120,000	-	-	\$123,480	-	-
014209 Grader Blades And Cutting Edges	\$1,121		-	\$3,425		-	\$3,524



SHIRE OF YORK BUDGET 2019/20

Descriptions	Estimated Actuals as at 30/06/2019	Detail	Adopted Budget 2018-19		Annual Budget 2019-20		
			Income	Expenditure	Detail	Income	Expenditure
51 - Grader Blades	-	\$3,425	-	-	\$3,524	-	-
142102 General Administration Alloc	\$18,924	-	-	\$22,095	-	-	\$23,460
39 - Allocation for total admin costs incurred by Council, (from 42100)	-	\$22,095	-	-	\$23,460	-	-
142101 Depreciation	\$146,687	-	-	\$118,296	-	-	\$264,319
54 - Depreciation of assets	-	\$118,296	-	-	\$264,319	-	-
142807 Tools For Plant Maintenance	-	-	-	\$1,274	-	-	\$1,311
51 - Purchase of tools used for maintenance on Council's fleet	-	\$1,274	-	-	\$1,311	-	-
Sub Total - PLANT OPERATIONS COSTS OP/EXP	\$27,336	-	-	\$0	\$0	-	\$0
Total - PLANT OPERATIONS COSTS	\$27,336	-	-	\$0	\$0	-	\$0
SALARIES AND WAGES							
OPERATING EXPENDITURE							
001101 Gross Total For Year	\$3,330,492	-	-	\$3,418,466	-	-	\$3,597,805
50 - Total salaries and wages payable to all staff	-	\$3,418,466	-	-	\$3,597,805	-	-
001102 Less Salaries & Wages Alloc	(\$3,309,617)	-	-	(\$3,418,466)	-	-	(\$3,597,805)
50 - Total salaries and wages payable to all staff reallocated to other sub-program salaries and wages accounts	-	(\$3,418,466)	-	-	(\$3,597,805)	-	-
145141 Workers Compensation	-	-	-	\$5,000	-	-	\$5,000
50 - Salaries and wages paid to staff on W/C related leave	-	\$5,000	-	-	\$5,000	-	-
145250 Reimbursements-Workers Comp	-	-	(\$5,000)	-	-	(\$5,000)	-
04 - Salaries and wages paid to staff on W/C related leave	-	(\$5,000)	-	-	(\$5,000)	-	-
Sub Total - SALARIES AND WAGES OP/EXP	\$20,875	-	(\$5,000)	\$5,000	-	(\$5,000)	\$5,000
Total - SALARIES AND WAGES	\$20,875	-	(\$5,000)	\$5,000	-	(\$5,000)	\$5,000
OPERATING EXPENDITURE							
144181 Property Transaction Settlement Costs	\$40,672	-	-	\$55,115	-	-	\$5,000
51 - Settlement costs for sale of Council land	-	\$49,115	-	-	\$3,000	-	-
51 - Valuation fees	-	\$6,000	-	-	\$2,000	-	-
146111 Loan Redemption Interest - Lot 25 & 27 South St	-	-	-	-	-	-	-
146170 General Maintenance - Lots 2-6 Avon Tce	-	-	-	\$500	-	-	\$500



SHIRE OF YORK BUDGET 2019/20

Descriptions	Estimated	Detail	Adopted Budget		Annual Budget		
	Actuals as at 30/06/2019		2018-19	2019-20	Detail	Income	Expenditure
			Income	Expenditure			
51 - Materials and contracts	-	\$500	-	-	\$500	-	-
146167 Local Disaster-Fire/Flood Etc	-	-	-	-	-	-	-
57 - Other expenditure	-	-	-	-	-	-	-
146171 Housing Mtce - Other Rentals	\$16,248	-	-	\$16,339	-	-	\$19,121
50 - Direct labour costs	-	\$724	-	-	\$1,852	-	-
40 - Labour overheads	-	\$1,042	-	-	\$2,552	-	-
51 - Materials and contracts	-	\$5,000	-	-	\$5,000	-	-
51 - Garden maintenance expenses	-	-	-	-	-	-	-
52 - Water	-	\$965	-	-	\$979	-	-
53 - Insurance	-	\$2,500	-	-	\$2,538	-	-
57 - Other expenditure, Rates etc	-	\$6,108	-	-	\$6,200	-	-
146199 Depreciation	\$11,822	-	-	\$16,500	-	-	\$17,445
54 - Depreciation of assets	-	\$16,500	-	-	\$17,445	-	-
146172 Sundry Expenditure - Other Leases	\$11,478	-	-	\$25,687	-	-	\$5,000
52 - Water	-	\$687	-	-	-	-	-
51 - Materials and contracts	-	\$25,000	-	-	\$5,000	-	-
Sub Total - UNCLASSIFIED OP/EXP	\$80,220	\$114,141	-	\$114,141	\$47,066	-	\$47,066
OPERATING INCOME							
146274 Other-Lease Reserve	(\$4,169)	-	-	-	-	-	-
07 - Lease income received	-	-	-	-	-	-	-
146277 Grants Operating - Unclassified	(\$1,180)	-	-	-	-	-	-
146278 Property Transaction Settlement Costs	(\$102)	-	-	-	-	-	-
146271 Housing Rent Received	(\$17,400)	-	(\$7,800)	-	-	(\$23,400)	-
07 - Rent Income - Other rentals	-	(\$7,800)	-	-	(\$23,400)	-	-
Sub Total - UNCLASSIFIED OP/INC	(\$22,850)	(\$7,800)	(\$7,800)	-	(\$23,400)	(\$23,400)	-
Total - UNCLASSIFIED	\$57,370	\$106,341	(\$7,800)	\$114,141	\$23,666	(\$23,400)	\$47,066
Total - OTHER PROPERTY AND SERVICES	\$168,501	\$94,241	(\$24,900)	\$119,141	\$10,666	(\$41,400)	\$52,066
EXPENDITURE - TRANSFERS TO RESERVE							
Interest Earned on Reserve	-	\$40,000	-	\$40,000	-	-	-



SHIRE OF YORK BUDGET 2019/20

Descriptions	Estimated	Detail	Adopted Budget		Annual Budget		
	Actuals as at 30/06/2019		2018-19	2019-20	Income	Expenditure	Expenditure
			Income	Expenditure	Detail	Income	Expenditure
043143	Transfer To Reserve Funds	\$40,499	-	\$30,000		-	\$106,596
	59 - Interest earned - Archives Reserve 37	-	-	-	\$132	-	-
	59 - Interest earned - Leave Reserve 6	-	-	-	\$9,405	-	-
	59 - Transfer Leave entitlements	-	-	-	\$25,000	-	-
	59 - Interest earned - Building Reserve 30	-	-	-	\$7,059	-	-
	59 - Transfer to Building Reserve 30	-	-	-	\$35,000	-	-
	59 - Transfer to Building Reserve 30 - Future contribution to York Ag Society Storage - \$30,000 for 18/19 and \$30,000 19/20	-	\$30,000	-	\$30,000	-	-
	59 - Interest earned - Strategic Planning Reserve 43	-	-	-		-	-
068301	Transfer To Reserve - Aged Facilities	\$14,997	-	\$4,502		-	\$10,633
	59 - Interest earned - Pioneer Memorial Lodge	-	-	-	\$1,701	-	-
	59 - Operating loss of Centennial Units	-	-	-	\$5,979	-	-
	59 - Interest earned - Centennial Gardens Reserve	-	\$4,502	-	\$2,953	-	-
101375	Transfer To Reserve - Refuse Site	\$2,281	-	-		-	\$3,576
	59 - Interest earned - Refuse Site Reserve	-	-	-	\$3,576	-	-
	59 - Operating Profit transferred to Refuse Site Development Reserve	-	-	-		-	-
106301	Transfer To Reserve - Town Planning	\$1,676	-	-		-	\$2,629
	59 - Interest earned - Town Planning Reserve	-	-	-	\$140	-	-
	59 - Transfer to Town Planning Reserve	-	-	-		-	-
	59 - Interest earned - Industrial Land Reserve	-	-	-	\$2,489	-	-
109390	Transfer To Reserve - Cemetery	\$63	-	-		-	\$98
	59 - Interest earned - York Cemetery Reserve	-	-	-	\$98	-	-
113351	Transfer To Reserve - Bowling Facilities	\$3,407	-	\$3,500		-	\$4,301
	59 - Transfer to Reserve - Forrest Oval Surfaces - Bowls - Green fees received 50%	-	\$3,500	-	\$4,000	-	-
	59 - Interest earned - Bowling Greens	-	-	-	\$301	-	-
	59 - Transfer to Reserve - Bowls Lights 50% income	-	-	-		-	-
113352	Transfer To Reserve - Tennis Facilities	\$335	-	\$750		-	\$2,041
	59 - Transfer to Reserve - Forrest Oval Surfaces - Tennis - Green fees received 50%	-	\$750	-	\$2,000	-	-
	59 - Interest earned - Tennis Greens	-	-	-	\$41	-	-
	59 - Transfer to Reserve - Tennis Lights 50% income	-	-	-		-	-
113350	Transfer To Reserve - Forrest Oval Lights	\$591	-	\$1,000		-	\$2,083
	59 - Transfer to Reserve - Forrest Oval Lights 50% income	-	\$1,000	-	\$2,000	-	-
	59 - Interest earned - Forrest Oval Lights Reserve 51	-	-	-	\$83	-	-
113304	Transfer To Reserve	\$351	-	\$100,000		-	\$550
	59 - Interest earned - Avon River Reserve 9	-	\$100,000	-	\$286	-	-
	59 - Interest earned - Recreation Reserve 8	-	-	-		-	-
	59 - Interest earned - POS Reserve 23	-	-	-	\$9	-	-
	59 - Interest earned - RSL Memorial Reserve 46	-	-	-	\$255	-	-
112305	Transfer To Reserve Funds	-	-	-		-	-



SHIRE OF YORK BUDGET 2019/20

Descriptions	Estimated Actuals as at 30/06/2019	Detail	Adopted Budget 2018-19		Annual Budget 2019-20		
			Income	Expenditure	Detail	Income	Expenditure
118303 Transfer To Reserve Funds	\$75		-	-		-	-
59 - Interest earned - Residency Museum 26	-		-	-		-	-
127308 Transfer To Plant Reserve 4	\$8,375		-	-		-	\$13,131
59 - Interest earned - Plant Reserve 4	-		-	-	\$13,131	-	-
144381 Transfer To Land & Infrastructure Development Reserve	\$41,381		-	\$40,000		-	\$2,937
59 - Interest earned - Land and Infrastructure Development Reserve 50	-		-	-	\$2,937	-	-
59 - Transfer to Land & Infrastructure Reserve	-	\$40,000	-	-		-	-
146301 Transfer To Reserve	\$373		-	-		-	\$585
59 - Interest earned - Greenhills Townsite Reserve 47	-		-	-	\$585	-	-
59 - Transfer to Buildings Reserve - to fund demolition of Old Tennis Courts and Old CRC Building in 2018/19	-						
122405 Transfer To Reserve	\$271,142		-	\$419,000		-	\$6,998
59 - Interest earned - Main Street (CBD) 42	-		-	-		-	-
59 - Transfer to Main Street Reserve 42	-	\$139,000				-	-
59 - Interest earned - Roads Reserve 49	-		-	-	\$6,998	-	-
59 - Transfer to Roads reserve	-	\$280,000	-	-		-	-
128301 Transfer To Car Parking Reserve 27	\$221		-	-		-	\$346
59 - Transfers to reserve - Settlers - 70 bays	-		-	-		-	-
59 - Interest earned - Carparking Reserve	-		-	-	\$346	-	-
139502 Transfer To Community Bus Reserve 24	\$1,043		-	-		-	\$1,635
59 - Interest earned - Community Bus Reserve	-		-	-	\$1,635	-	-
59 - Community Bus transfer (operating profit)	-		-	-	\$0	-	-
133302 Transfer To Disaster Reserve 35	\$416		-	-		-	\$652
59 - Interest earned - Disaster Reserve	-		-	-	\$652	-	-
Sub Total - TRANSFER TO OTHER COUNCIL FUNDS	\$387,226	\$638,752	-	\$638,752	\$158,791	-	\$158,791
INCOME - TRANSFERS FROM RESERVE							
041428 Transfer Of Seavroc Funds From Tied Funds Reserve	-		-	-		-	-
10 - SEAVROC Awareness Training	-		-	-		-	-
10 - SEAVROC You're Welcome project	-		-	-		-	-
10 - Trf from Tied Funds Reserve (40) Bridge Upgrades Funding	-		-	-		-	-
044050 Transfer From Reserve - Governance / Admin	-		-	(\$25,000)		-	-
10 - Transfer from Building Reserve (30) Demolish Old Infant Health Centre	-	(\$25,000)	-	-		-	-
067401 Transfer From Reserve -Centennial Units	-		-	-		-	-
10 - Operating loss of Centennial Units	-		-	-		-	-
068401 Transfer From Reserve Pml	(\$12,660)		-	-		(\$35,000)	-



SHIRE OF YORK BUDGET 2019/20

Descriptions	Estimated	Adopted Budget		Annual Budget		
	Actuals as at 30/06/2019	Detail	2018-19 Income	2018-19 Expenditure	2019-20 Income	2019-20 Expenditure
10 - Operating loss of Pioneer Memorial Lodge	-	-	-	-	-	-
10 - Renewals PML	-	-	-	-	(\$35,000)	-
101427 Transfer From Reserve - Waste Management	-	-	-	-	-	-
106426 Trans From Reserve	-	-	-	-	-	-
109403 Transfer From Reserve 44	-	-	-	-	-	-
111401 Transfer From Building Reserve 30 - Town Hall	(\$23,000)	-	-	-	-	-
112401 Transfer From Rec Reserve or Building Reserve	-	-	-	-	-	-
113402 Transfer From Reserve	-	-	-	-	(\$13,198)	-
10 - Memorial Park Upgrade from Reserve 46	-	-	-	-	(\$13,198)	-
118301 Transfer From Reserve Museum	(\$6,116)	-	-	-	-	-
127401 Transfer From Reserve Plant Replacement	-	-	-	-	(\$155,000)	-
10 - Transfer from Plant Replacement Reserve	-	-	-	-	(\$155,000)	-
134001 Transfers From Infrastructure Reserve 50	-	-	-	-	-	-
146401 Transfer From Reserve Land Development Reserve	-	-	-	-	-	-
122504 Transfer From Reserve - Greenhills Projects	-	-	-	-	(\$20,000)	-
10 - Greenhills Townsite Redev. Reserve 47	-	-	-	-	(\$20,000)	-
122503 Transfer From Reserve - Roads Reserve 49	-	-	-	-	(\$110,000)	-
10 - Transfer from Road Reserve 49	-	-	-	-	(\$110,000)	-
122505 Transfer From Reserve - Main Street Reserve 42	-	-	-	-	-	-
122505 Transfer From Reserve - Main Street Reserve 42	-	-	-	-	-	-
128403 Transfer From Carparking Reserve	-	-	-	-	-	-
139403 Tfr from Community Bus Reserve	-	-	-	-	-	-
Total - TRANSFER FROM OTHER COUNCIL FUNDS	(\$41,776)	(\$25,000)	(\$25,000)	-	(\$333,198)	(\$333,198)
Total - FUND TRANSFER	\$345,450	\$613,752	(\$25,000)	\$638,752	(\$174,407)	\$158,791
000000 (Surplus) / Deficit - Carried Forward	(\$1,750,159)	(\$2,094,197)	(\$2,094,197)	-	(\$2,273,332)	(\$2,273,332)
Sub Total - SURPLUS C/FWD	(\$1,750,159)	(\$2,094,197)	(\$2,094,197)	-	(\$2,273,332)	(\$2,273,332)
Total - SURPLUS	(\$1,750,159)	(\$2,094,197)	(\$2,094,197)	-	(\$2,273,332)	(\$2,273,332)
LIABILITY LOANS						
EXPENDITURE						



SHIRE OF YORK BUDGET 2019/20

Descriptions	Estimated Actuals as at 30/06/2019	Detail	Adopted Budget 2018-19		Annual Budget 2019-20		
			Income	Expenditure	Detail	Income	Expenditure
146311 Principal On Loans - Town Square Development	-		-	-		-	-
111303 Principal On Loans	\$58,295		-	\$458,295		-	\$60,229
59 - Loan 67 Old Convent School	-	\$58,295			\$60,229	-	-
59 - Loan 67 Old Convent School - Proceeds from sale to repay loan	-	\$400,000		-		-	-
113308 Loan Redemption Principal - Forrest Oval Redevelopment	\$104,773		-	\$354,774		-	\$110,890
59 - Forrest Oval Redevelopment Stage 1 - Loan 62	-	\$53,482		-	\$56,905	-	-
59 - Forrest Oval Redevelopment Stage 2 - Loan 63	-	\$20,037				-	-
59 - Forrest Oval Redevelopment Stage 2 - Proceeds from Sale of Tennis Courts - Full Pay out of Loan 63	-	\$195,503		-	\$21,089	-	-
59 - New Forrest Oval Facilities Loan 64	-	\$31,255		-	\$32,896	-	-
59 - New Forrest Oval Facilities - Proceeds from Sale of Tennis Courts - Part payment to Loan 64	-	\$54,497				-	-
118311 Principal Repayments - Archive Centre	\$12,556		-	\$12,556		-	\$13,180
59 - Archives Facility - Loan 65	-	\$12,556		-	\$13,180	-	-
127305 Loan Principal Repayments - Plant Purchases	\$48,297		-	\$48,297		-	\$49,678
59 - Loan 66 Principal repayment for purchase of plant	-	\$48,297		-	\$49,678	-	-
Sub Total - LOAN REPAYMENTS	\$223,922	\$873,922		\$873,922	\$233,977	-	\$233,977
Total - NON CURRENT LIABILITIES	\$223,922	\$873,922		\$873,922	\$233,977	-	\$233,977
000000 Depreciation Written Back	(\$2,655,641)	(\$2,441,786)		(\$2,441,786)	(\$2,584,364)	-	(\$2,584,364)
000000 Book Value of Assets Sold Written Back	(\$91,296)	(\$1,481,011)		(\$1,481,011)	(\$245,018)	-	(\$245,018)
000000 Long Service Leave - Cash at Bank Reserve 6 (increase)/decrease	(\$5,999)			-		-	-
000000 Accrued Leave Provisions Non-current (increase)/decrease	(\$34,553)			-		-	-
Sub Total - DEPRECIATION WRITTEN BACK	(\$2,787,489)	(\$3,922,797)		(\$3,922,797)	(\$2,829,382)	-	(\$2,829,382)
Total - DEPRECIATION	(\$2,787,489)	(\$3,922,797)		(\$3,922,797)	(\$2,829,382)	-	(\$2,829,382)
FURNITURE & EQUIPMENT							
GOVERNANCE							
CAPITAL EXPENDITURE							
043142 Furniture & Equipment Admin	\$15,712		-	\$45,000		-	\$10,000



SHIRE OF YORK BUDGET 2019/20

Descriptions	Estimated	Detail	Adopted Budget		Annual Budget		
	Actuals as at 30/06/2019		2018-19	Income	Expenditure	2019-20	Income
Laptop computers with software x 2	-	\$5,000	-	-	-	-	-
Office Furniture	-	\$5,000	-	-	\$5,000	-	-
Library Furniture	-		-	-	\$5,000	-	-
Purchase Photocopier	-	\$35,000	-	-			
Sub Total - CAPITAL WORKS	\$15,712	\$45,000	-	\$45,000	\$10,000	-	\$10,000
Total - GOVERNANCE	\$15,712	\$45,000	-	\$45,000	\$10,000	-	\$10,000
FURNITURE & EQUIPMENT							
RECREATION AND CULTURE							
EXPENDITURE							
113322 Gym Equipment - Forrest Oval	\$3,000	-	-	\$5,000	-	-	\$5,000
Gym Equipment	-	\$5,000	-	-	\$5,000	-	-
113321 Rec Complex Furniture & Equipment	-	-	-	\$5,000	-	-	-
Rec Centre Renewals	-	\$5,000	-	-	-	-	-
113341 Candice Bateman Park Furniture & Equipment	-	-	-	\$4,000	-	-	-
Shade Covers	-	\$4,000	-	-	-	-	-
113349 Recreation Convention Centre Furniture and Equipment	\$10,000	-	-	\$10,000	-	-	\$10,000
Furniture and Fittings incl. IT and kitchen utensils	-	\$10,000	-	-	\$10,000	-	-
122303 Street Furniture	-						
132301 Christmas Improvements - Avon Tce	\$1,534	-	-	\$10,000	-	-	\$10,000
Christmas Decorations	-	\$10,000	-	-	\$10,000	-	-
Sub Total - CAPITAL WORKS	\$14,534	\$34,000	-	\$34,000	\$25,000	-	\$25,000
Total - RECREATION AND CULTURE	\$14,534	\$34,000	-	\$34,000	\$25,000	-	\$25,000
Total - FURNITURE AND EQUIPMENT	\$30,246	\$79,000	-	\$79,000	\$35,000	-	\$35,000
LAND AND BUILDINGS							
GOVERNANCE							



SHIRE OF YORK BUDGET 2019/20

Descriptions	Estimated Actuals as at 30/06/2019	Detail	Adopted Budget 2018-19		Annual Budget 2019-20			
			Income	Expenditure	Detail	Income	Expenditure	
EXPENDITURE								
043141 Administration Centre	\$14,579		-	\$80,000		-	\$130,000	
Upgrade Car Parking	-	\$60,000	-	-	\$100,000	-	-	
Admin Building renewals	-	\$20,000	-	-	\$30,000	-	-	
Sub Total - CAPITAL WORKS	\$14,579	\$80,000	-	\$80,000	\$130,000	-	\$130,000	
TOTAL - GOVERNANCE	\$14,579	\$80,000	-	\$80,000	\$130,000	-	\$130,000	
LAND AND BUILDINGS								
WELFARE								
EXPENDITURE								
68302 Pioneer Memorial Lodge	\$12,660		-	-		-	\$35,000	
Renewals - Internal/External	-				\$30,000	-	-	
Renewals - Carpark	-				\$5,000	-	-	
Sub Total - CAPITAL WORKS	\$12,660	-	-	-	\$35,000	-	\$35,000	
Total - WELFARE	\$12,660	-	-	-	\$35,000	-	\$35,000	
RECREATION AND CULTURE								
EXPENDITURE								
113029 Town Hall Building	\$73,700		-	\$43,000		-	\$127,336	
Town Hall Clock - replace mechanism	-				\$5,900	-	-	
Town Hall Upgrades - Stage 2 - Acoustic and Lighting Upgrades	-				\$121,436	-	-	
Town Hall - Chambers - Upgrade (Curtains 18/19)	-	\$20,000				-	-	
Green Room Upgrades	-	\$23,000				-	-	
113325 Grey St Park	-			\$10,000		-	\$25,000	
Eco-Toilet - carry fwd	-	\$10,000			\$20,000	-	-	
Disabled access improvements	-				\$5,000	-	-	



SHIRE OF YORK BUDGET 2019/20

Descriptions	Estimated Actuals as at 30/06/2019	Detail	Adopted Budget 2018-19		Annual Budget 2019-20		
			Income	Expenditure	Detail	Income	Expenditure
113329 Recreation Centre	-	-	-	-	-	-	-
113360 Swinging Bridge	\$436		-	-	-	-	-
113327 Candice Bateman Park Capital	\$38,225		-	\$40,000	-	-	-
Relocation of Dog Park	-	\$40,000					
113363 Forrest Oval Water Supply	\$37,382		-	\$40,658	-	-	-
Forrest Oval Water Tanks	-	\$40,658					
118300 Residency Museum	\$15,835		-	\$9,000			\$43,101
Disabled Toilet Facility	-				\$30,000		
Kitchen Refurbishment	-				\$13,101		
Museum Renewals - Gutter Replacement	-	\$9,000			-		
	-						
Sub Total - CAPITAL WORKS	\$165,578	\$142,658	-	\$142,658	\$195,437	-	\$195,437
Total - RECREATION AND CULTURE	\$165,578	\$142,658	-	\$142,658	\$195,437	-	\$195,437
LAND AND BUILDINGS							
42335 Roe Street Residence	\$5,991			\$8,000			
Solar Panels	-	\$8,000					
143304 Depot	\$28,624		-	\$30,000	-	-	\$31,000
Depot Improvements - Including Security plus 17/18 c/fwd	-	\$30,000					
Above Ground Fuel Storage	-				\$31,000		
Sub Total - CAPITAL WORKS	\$34,615	\$38,000	-	\$38,000	\$31,000	-	\$31,000
Total - TRANSPORT	\$34,615	\$38,000	-	\$38,000	\$31,000	-	\$31,000
OTHER PROPERTY AND SERVICES							
EXPENDITURE							
146303 Land Purchase And Development	-	-	-	-	-	-	-
Sub Total - CAPITAL WORKS	-	-	-	-	-	-	-
Total - OTHER PROPERTY AND SERVICES	-	-	-	-	-	-	-
Total - LAND AND BUILDINGS	\$227,432	\$260,658	-	\$260,658	\$391,437	-	\$391,437



SHIRE OF YORK BUDGET 2019/20

Descriptions	Estimated Actuals as at 30/06/2019	Detail	Adopted Budget 2018-19		Annual Budget 2019-20			
			Income	Expenditure	Detail	Income	Expenditure	
PLANT AND EQUIPMENT								
GOVERNANCE								
EXPENDITURE								
042339 Administration Executive Vehicles	\$99,862		-	\$134,000		-	\$134,000	
CEO vehicles	-	\$58,000	-	-	\$58,000	-	-	
EMCCS vehicle	-	\$38,000	-	-	\$38,000	-	-	
EMIDS vehicle	-	\$38,000	-	-	\$38,000	-	-	
Sub Total - CAPITAL WORKS	\$99,862	\$134,000	-	\$134,000	\$134,000	-	\$134,000	
Total - GOVERNANCE	\$99,862	\$134,000	-	\$134,000	\$134,000	-	\$134,000	
PLANT AND EQUIPMENT								
LAW ORDER & PUBLIC SAFETY								
EXPENDITURE								
051336 Plant and Equipment Fire Brigades	-		-	-		-	\$10,000	
Fire Fighting Support Trailer	-		-	-	\$10,000	-	-	
051339 Ranger Vehicle	\$34,364		-	\$36,000		-	-	
Purchase of Ranger's vehicle	-	\$36,000	-	-		-	-	
Sub Total - CAPITAL WORKS	\$34,364	\$36,000	-	\$36,000	\$10,000	-	\$10,000	
Total - LAW ORDER & PUBLIC SAFETY	\$34,364	\$36,000	-	\$36,000	\$10,000	-	\$10,000	
PLANT AND EQUIPMENT								
HEALTH								
EXPENDITURE								



SHIRE OF YORK BUDGET 2019/20

Descriptions	Estimated Actuals as at 30/06/2019	Detail	Adopted Budget 2018-19		Annual Budget 2019-20		
			Income	Expenditure	Detail	Income	Expenditure
077305 Plant And Equipment Capital	-		-	-			\$26,000
Purchase EHO Vehicle	-	-	-	-	\$26,000	-	-
Sub Total - CAPITAL WORKS	-	-	-	-	\$26,000	-	\$26,000
Total - HEALTH	-	-	-	-	\$26,000	-	\$26,000
PLANT AND EQUIPMENT							
COMMUNITY AMENITIES							
EXPENDITURE							
106302 Town Planning Plant & Equipment	-		-	-			-
Sub Total - CAPITAL WORKS	-	-	-	-	-	-	-
Total - COMMUNITY AMENITIES	-	-	-	-	-	-	-
PLANT AND EQUIPMENT							
TRANSPORT							
EXPENDITURE							
127304 Plant Purchases Capital	\$25,807	-	-	\$176,000	-	-	\$456,500
Multi Tyre Roller	-		-	-	\$140,000	-	-
Grader Utility Y482	-	\$26,000	-	-	\$26,000	-	-
Mitsubishi Canter Y4099	-		-	-	\$175,000	-	-
Parks Vehicle Y3777	-	\$75,000	-	-	\$75,000	-	-
John Deere Loader Refurb	-	\$30,000	-	-	-	-	-
Replace Y6947	-		-	-	\$26,000	-	-
Traffic Counters	-		-	-	\$4,500	-	-
Spray Utility - Y770	-	\$35,000	-	-	-	-	-
Other Equip - incl c'saws, w'snippers, blowers, gen sets and similar. Laser/Survey	-	\$10,000	-	-	\$10,000	-	-
Sub Total - CAPITAL WORKS	\$25,807	\$176,000	-	\$176,000	\$456,500	-	\$456,500



SHIRE OF YORK BUDGET 2019/20

Descriptions	Estimated Actuals as at 30/06/2019	Detail	Adopted Budget 2018-19		Annual Budget 2019-20		
			Income	Expenditure	Detail	Income	Expenditure
Total - TRANSPORT	\$25,807	\$176,000	-	\$176,000	\$456,500	-	\$456,500
PLANT AND EQUIPMENT							
ECONOMIC SERVICES							
EXPENDITURE							
133319 Building Surveyor's Motor Vehicle	\$34,471		-	\$26,000		-	-
Development Services Pool vehicle	-	\$26,000	-	-		-	-
139301 Community Bus Capital purchase	-		-	-		-	-
139303 Plant & Equipment	-					-	\$37,000
Standpipe swipe card systems	-				\$37,000	-	-
Sub Total - CAPITAL WORKS	\$34,471	\$26,000	-	\$26,000	\$37,000	-	\$37,000
Total - ECONOMIC SERVICES	\$34,471	\$26,000	-	\$26,000	\$37,000	-	\$37,000
PLANT AND EQUIPMENT							
OTHER PROPERTY AND SERVICES							
EXPENDITURE							
143301 Depot Plant Capital Purchase	\$37,888		-	\$38,000		-	-
Works Supervisor's Vehicle Y96 x	-	\$38,000	-	-		-	-
Sub Total - CAPITAL WORKS	\$37,888	\$38,000	-	\$38,000	-	-	-
Total - OTHER PROPERTY AND SERVICES	\$37,888	\$38,000	-	\$38,000	-	-	-
Total - PLANT AND EQUIPMENT	\$232,391	\$410,000	-	\$410,000	\$663,500	-	\$663,500
INFRASTRUCTURE							



SHIRE OF YORK BUDGET 2019/20

Descriptions	Estimated	Detail	Adopted Budget		Annual Budget		
	Actuals as at 30/06/2019		2018-19	Income	Expenditure	2019-20	Income
ROAD CONSTRUCTION							
128305 Car Park Development	\$10,113	-	-	\$5,000	-	-	-
School Carpark Improvements	-	\$5,000	-	-	-	-	-
122400 Roads To Recovery Projects	\$538,415	-	-	\$763,666	-	-	\$661,868
700606 RtR - Quellingon Road c/fwd - Labour	-	\$3,311					
700606 RtR - Quellingon Road c/fwd - Labour Overheads	-	\$4,767					
700606 RtR - Quellingon Road c/fwd - Plant and Machinery	-	\$5,397					
700606 RtR - Quellingon Road c/fwd - Materials and Contracts	-	\$23,240					
700702 RtR - Gwambygine East Road c/fwd - Labour	-	\$4,332					
700702 RtR - Gwambygine East c/fwd - Labour Overheads	-	\$6,238					
700702 RtR - Gwambygine East c/fwd - Plant and Machinery	-	\$5,397					
700702 RtR - Gwambygine East c/fwd - Materials and Contracts	-	\$69,390					
701302 RtR - Talbot Hall Road c/fwd - Labour	-	\$4,332					
701302 RtR - Talbot Hall Road c/fwd - Labour Overheads	-	\$6,238					
701302 RtR - Talbot Hall Road c/fwd - Plant and Machinery	-	\$5,397					
701302 RtR - Talbot Hall Road c/fwd - Materials and Contracts	-	\$61,390					
701402 RtR - Wambyn Road c/fwd - Labour	-	\$4,332					
701402 RtR - Wambyn Road c/fwd - Labour Overheads	-	\$6,238					
701402 RtR - Wambyn Road c/fwd - Plant and Machinery	-	\$5,397					
701402 RtR - Wambyn Road c/fwd - Materials and Contracts	-	\$59,290					
704202 RtR - Piccadilly Road c/fwd - Labour	-	\$4,332					
704202 RtR - Piccadilly Road c/fwd - Labour Overheads	-	\$6,238					
704202 RtR - Piccadilly Road c/fwd - Plant and Machinery	-	\$5,397					
704202 RtR - Piccadilly Road c/fwd - Materials and Contracts	-	\$61,390					
709201 RtR - Tenth Road c/fwd - Labour	-	\$3,944					
709201 RtR - Tenth Road c/fwd - Labour Overheads	-	\$5,679					
709201 RtR - Tenth Road c/fwd - Plant and Machinery	-	\$4,282					
709201 RtR - Tenth Road c/fwd - Materials and Contracts	-	\$60,000			\$35,000		
70161 RtR - Greenhills South Road - Labour	-	\$7,739					
70161 RtR - Greenhills South Road - Labour Overheads	-	\$11,145					
70161 RtR - Greenhills South Road - Plant and Machinery	-	\$4,766					
70161 RtR - Greenhills South Road - Materials and Contracts	-	\$115,160					
70221 RtR - Mackie Siding Road - Labour	-	\$8,238					
70221 RtR - Mackie Siding Road - Labour Overheads	-	\$11,862					
70221 RtR - Mackie Siding Road - Plant and Machinery	-	\$13,493					
70221 RtR - Mackie Siding Road - Materials and Contracts	-	\$65,860					
714001 RtR - Cowan Road - Labour	-	\$2,647					
714001 RtR - Cowan Road - Labour Overheads	-	\$3,811					



SHIRE OF YORK BUDGET 2019/20

Descriptions	Estimated	Adopted Budget		Annual Budget			
	Actuals as at 30/06/2019	Detail	Income	Expenditure	Detail	Income	Expenditure
714001 RtR - Cowan Road - Plant and Machinery	-	\$4,080					
714001 RtR - Cowan Road - Materials and Contracts	-	\$39,190					
701901 RtR - Qualen West Road c/fwd - Labour	-	\$2,647					
701901 RtR - Qualen West Road c/fwd - Labour Overheads	-	\$3,811					
701901 RtR - Qualen West Road c/fwd - Plant and Machinery	-	\$4,080					
701901 RtR - Qualen West Road c/fwd - Materials and Contracts	-	\$39,190					
701601 Greenhills South Rd c/fwd	-	-	-	-	\$470,000	-	-
700201 Mannavale Rd - Reconstruct and Widen	-	-	-	-	\$111,868	-	-
705001 Waterfall Road - Seal	-	-	-	-	\$45,000	-	-
122401 Regional Road Group Projects	\$81,315	-	-	\$596,336	-	-	\$549,847
70281 RRG - Knotts Road - Labour	-	\$16,314			-		
70281 RRG - Knotts Road - Labour Overheads	-	\$23,492			-		
70281 RRG - Knotts Road - Plant and Machinery	-	\$21,759			-		
70281 RRG - Knotts Road - Materials and Contracts	-	\$277,436			\$389,000		
700904 Top Beverley Rd - Reconstruction - 17/18 c/fwd	-	\$194,336					
700905 Top Beverley Rd - Final Seal - 17/18 c/fwd	-	\$63,000					
York-Tammin Rd slk 27.00-29.55 - Widening, Drainage Improvements	-	-	-	-	\$160,847	-	-
122402 Municipal Road Construction Projects	\$551,456	-	-	\$807,614	-	-	\$836,000
Safety Improvements (Non-Blackspot)	-				\$110,000		
WANDRRA Projects - Cyclone Joyce	-				\$336,000		
7058 WANDRRA - Duck Pool Road - Labour	-	\$2,630					
7058 WANDRRA - Duck Pool Road - Labour Overheads	-	\$3,787					
7058 WANDRRA - Duck Pool Road - Plant and Machinery	-	\$4,820					
7058 WANDRRA - Duck Pool Road - Materials and Contracts	-	\$43,740					
7061 WANDRRA - Flea Pool Road - Labour	-	\$9,859					
7061 WANDRRA - Flea Pool Road - Labour Overheads	-	\$14,197					
7061 WANDRRA - Flea Pool Road - Plant and Machinery	-	\$14,036					
7061 WANDRRA - Flea Pool Road - Materials and Contracts	-	\$118,778					
7016 WANDRRA - Greenhills South Road - Labour	-	\$966					
7016 WANDRRA - Greenhills South Road - Labour Overheads	-	\$1,391					
7016 WANDRRA - Greenhills South Road - Plant and Machinery	-	\$2,265					
7016 WANDRRA - Greenhills South Road - Materials and Contracts	-	\$3,680					
7007 WANDRRA - Gwambygine East Road - Labour	-	\$966					
7007 WANDRRA - Gwambygine East Road - Labour Overheads	-	\$1,391					
7007 WANDRRA - Gwambygine East Road - Plant and Machinery	-	\$2,265					
7007 WANDRRA - Gwambygine East Road - Materials and Contracts	-	\$5,620					
7046 WANDRRA - Hamersley Siding Road - Labour	-	\$1,323					
7046 WANDRRA - Hamersley Siding Road - Labour Overheads	-	\$1,906					
7046 WANDRRA - Hamersley Siding Road - Plant and Machinery	-	\$2,462					
7046 WANDRRA - Hamersley Siding Road - Materials and Contracts	-	\$13,500					



SHIRE OF YORK BUDGET 2019/20

Descriptions	Estimated	Adopted Budget		Annual Budget			
	Actuals as at 30/06/2019	Detail	Income	Expenditure	Detail	Income	Expenditure
7045	WANDRRA - Helena Road - Labour	-	\$966				
7045	WANDRRA - Helena Road - Labour Overheads	-	\$1,391				
7045	WANDRRA - Helena Road - Plant and Machinery	-	\$2,265				
7045	WANDRRA - Helena Road - Materials and Contracts	-	\$5,430				
7025	WANDRRA - Lennard Road - Labour	-	\$1,323				
7025	WANDRRA - Lennard Road - Labour Overheads	-	\$1,906				
7025	WANDRRA - Lennard Road - Plant and Machinery	-	\$2,657				
7025	WANDRRA - Lennard Road - Materials and Contracts	-	\$16,780				
7074	WANDRRA - Mills Road - Labour	-	\$1,932				
7074	WANDRRA - Mills Road - Labour Overheads	-	\$2,782				
7074	WANDRRA - Mills Road - Plant and Machinery	-	\$5,160				
7074	WANDRRA - Mills Road - Materials and Contracts	-	\$12,250				
7076	WANDRRA - Narralogan Road - Labour	-	\$2,898				
7076	WANDRRA - Narralogan Road - Labour Overheads	-	\$4,173				
7076	WANDRRA - Narralogan Road - Plant and Machinery	-	\$7,859				
7076	WANDRRA - Narralogan Road - Materials and Contracts	-	\$20,670				
7065	WANDRRA - Northbourne Road - Labour	-	\$966				
7065	WANDRRA - Northbourne Road - Labour Overheads	-	\$1,391				
7065	WANDRRA - Northbourne Road - Plant and Machinery	-	\$2,265				
7065	WANDRRA - Northbourne Road - Materials and Contracts	-	\$3,030				
7055	WANDRRA - Oakover Road - Labour	-	\$4,966				
7055	WANDRRA - Oakover Road - Labour Overheads	-	\$7,151				
7055	WANDRRA - Oakover Road - Plant and Machinery	-	\$6,790				
7055	WANDRRA - Oakover Road - Materials and Contracts	-	\$59,290				
7042	WANDRRA - Piccadilly Road - Labour	-	\$966				
7042	WANDRRA - Piccadilly Road - Labour Overheads	-	\$1,391				
7042	WANDRRA - Piccadilly Road - Plant and Machinery	-	\$2,265				
7042	WANDRRA - Piccadilly Road - Materials and Contracts	-	\$3,780				
7006	WANDRRA - Quellington Road - Labour	-	\$3,296				
7006	WANDRRA - Quellington Road - Labour Overheads	-	\$4,746				
7006	WANDRRA - Quellington Road - Plant and Machinery	-	\$5,999				
7006	WANDRRA - Quellington Road - Materials and Contracts	-	\$53,820				
7013	WANDRRA - Talbot Hall Road - Labour	-	\$966				
7013	WANDRRA - Talbot Hall Road - Labour Overheads	-	\$1,391				
7013	WANDRRA - Talbot Hall Road - Plant and Machinery	-	\$2,265				
7013	WANDRRA - Talbot Hall Road - Materials and Contracts	-	\$3,155				
7029	WANDRRA - Warding Road - Labour	-	\$966				
7029	WANDRRA - Warding Road - Labour Overheads	-	\$1,391				
7029	WANDRRA - Warding Road - Plant and Machinery	-	\$2,265				
7029	WANDRRA - Warding Road - Materials and Contracts	-	\$1,130				



SHIRE OF YORK BUDGET 2019/20

Descriptions	Estimated	Adopted Budget		Annual Budget			
	Actuals as at 30/06/2019	Detail	Income	Expenditure	Detail	Income	Expenditure
various Reseals, Kerbing & Drainage	-				\$100,000		
7006 Reseals - Avon Terrace - Spencers Brook Road - Labour	-	\$8,238					
7006 Reseals - Avon Terrace - Spencers Brook Road - Labour Overheads	-	\$11,862					
7006 Reseals - Avon Terrace - Spencers Brook Road - Plant and Machinery	-	\$18,244					
7006 Reseals - Avon Terrace - Spencers Brook Road - Materials and Contracts	-	\$133,604					
7008 Doodenanning Road - Reconstruction and Widening	-				\$120,000		
7089 Avon Terrace - Main Street Improvement Programme - ACCESS AND INCLUSION	-	-			\$50,000		
various Tree Pruning Programme	-	\$120,000			\$120,000		
122403 Municipal Footpath Construction Projects	\$45,482		-	\$108,638		-	\$143,638
York Townsites - Footpaths and street trees	-	\$30,000	-	-	\$100,000	-	-
Street Trees	-	\$5,000			\$5,000		
Glebe Street Footpath - Materials and Contracts	-	\$35,000					
Joaquina Street Footpath	-	\$38,638			\$38,638		
122404 Municipal Bridge Construction Projects	\$12,376	-	-	\$79,000	-	-	\$55,000
Bridge Renewals	-	\$79,000	-	-	\$55,000	-	-
122407 Blackspot Projects	-	-	-	-	-	-	\$34,000
51 - Materials and contracts	-	-	-	-	\$34,000	-	-
122411 Townsite Drainage	\$30,875	-	-	-	-	-	\$230,000
Various - York Town site Drainage Renewals	-	-	-	-	\$80,000	-	-
Shoulder and Table Drain Renewals	-	-	-	-	\$150,000	-	-
122412 Asset Renewals - Gravel Sheeting/School Bus Routes	\$253,781	-	-	\$202,646	-	-	\$200,000
Gravel Re-sheeting Programme	-						
70616 Renewals - Flea Pool Road - Labour	-	\$1,978					
70616 Renewals - Flea Pool Road - Labour Overheads	-	\$2,848					
70616 Renewals - Flea Pool Road - Plant and Machinery	-	\$2,932					
70616 Renewals - Flea Pool Road - Materials and Contracts	-	\$1,500					
70626 Renewals - Crees Road - Labour	-	\$1,978					
70626 Renewals - Crees Road - Labour Overheads	-	\$2,848					
70626 Renewals - Crees Road - Plant and Machinery	-	\$2,932					
70626 Renewals - Crees Road - Materials and Contracts	-	\$1,500					
70636 Renewals - Moore Road - Labour	-	\$1,978					
70636 Renewals - Moore Road - Labour Overheads	-	\$2,848					
70636 Renewals - Moore Road - Plant and Machinery	-	\$2,932					
70636 Renewals - Moore Road - Materials and Contracts	-	\$1,500					
70656 Renewals - Northbourne Road - Labour	-	\$1,978					
70656 Renewals - Northbourne Road - Labour Overheads	-	\$2,848					
70656 Renewals - Northbourne Road - Plant and Machinery	-	\$2,932					
70656 Renewals - Northbourne Road - Materials and Contracts	-	\$1,500					
70676 Renewals - Wrights Road - Labour	-	\$1,978					



SHIRE OF YORK BUDGET 2019/20

Descriptions	Estimated	Adopted Budget		Annual Budget			
	Actuals as at 30/06/2019	Detail	Income	Expenditure	Detail	Income	Expenditure
70676 Renewals - Wrights Road - Labour Overheads	-	\$2,848					
70676 Renewals - Wrights Road - Plant and Machinery	-	\$2,932					
70676 Renewals - Wrights Road - Materials and Contracts	-	\$1,500					
70686 Renewals - Needling Hills Road - Labour	-	\$1,978					
70686 Renewals - Needling Hills Road - Labour Overheads	-	\$2,848					
70686 Renewals - Needling Hills Road - Plant and Machinery	-	\$2,932					
70686 Renewals - Needling Hills Road - Materials and Contracts	-	\$1,500					
70706 Renewals - Seabrook Road - Labour	-	\$1,978					
70706 Renewals - Seabrook Road - Labour Overheads	-	\$2,848					
70706 Renewals - Seabrook Road - Plant and Machinery	-	\$2,932					
70706 Renewals - Seabrook Road - Materials and Contracts	-	\$1,500					
70716 Renewals - Railway Road - Labour	-	\$1,978					
70716 Renewals - Railway Road - Labour Overheads	-	\$2,848					
70716 Renewals - Railway Road - Plant and Machinery	-	\$2,932					
70716 Renewals - Railway Road - Materials and Contracts	-	\$1,500					
70736 Renewals - Kennedy Road - Labour	-	\$1,947					
70736 Renewals - Kennedy Road - Labour Overheads	-	\$2,804					
70736 Renewals - Kennedy Road - Plant and Machinery	-	\$2,932					
70736 Renewals - Kennedy Road - Materials and Contracts	-	\$1,500					
70746 Renewals - Mills Road - Labour	-	\$1,947					
70746 Renewals - Mills Road - Labour Overheads	-	\$2,804					
70746 Renewals - Mills Road - Plant and Machinery	-	\$2,932					
70746 Renewals - Mills Road - Materials and Contracts	-	\$1,500					
70756 Renewals - Gaults Road - Labour	-	\$1,947					
70756 Renewals - Gaults Road - Labour Overheads	-	\$2,804					
70756 Renewals - Gaults Road - Plant and Machinery	-	\$2,932					
70756 Renewals - Gaults Road - Materials and Contracts	-	\$1,500					
70766 Renewals - Narraloggin Road - Labour	-	\$1,947					
70766 Renewals - Narraloggin Road - Labour Overheads	-	\$2,804					
70766 Renewals - Narraloggin Road - Plant and Machinery	-	\$2,932					
70766 Renewals - Narraloggin Road - Materials and Contracts	-	\$1,500					
70786 Renewals - Corner Wells Road - Labour	-	\$1,947					
70786 Renewals - Corner Wells Road - Labour Overheads	-	\$2,804					
70786 Renewals - Corner Wells Road - Plant and Machinery	-	\$2,932					
70786 Renewals - Corner Wells Road - Materials and Contracts	-	\$1,500					
70796 Renewals - Keebles Road - Labour	-	\$1,947					
70796 Renewals - Keebles Road - Labour Overheads	-	\$2,804					
70796 Renewals - Keebles Road - Plant and Machinery	-	\$2,932					
70796 Renewals - Keebles Road - Materials and Contracts	-	\$1,500					
70806 Renewals - Halbert Road - Labour	-	\$1,947					



SHIRE OF YORK BUDGET 2019/20

Descriptions	Estimated	Adopted Budget		Annual Budget	
	Actuals as at 30/06/2019	2018-19	2019-20	2019-20	2019-20
		Income	Expenditure	Income	Expenditure
		Detail		Detail	
70806	Renewals - Halbert Road - Labour Overheads	-	\$2,804		
70806	Renewals - Halbert Road - Plant and Machinery	-	\$2,932		
70806	Renewals - Halbert Road - Materials and Contracts	-	\$1,500		
70816	Renewals - Rickey Siding Road - Labour	-	\$1,947		
70816	Renewals - Rickey Siding Road - Labour Overheads	-	\$2,804		
70816	Renewals - Rickey Siding Road - Plant and Machinery	-	\$2,932		
70816	Renewals - Rickey Siding Road - Materials and Contracts	-	\$1,500		
70826	Renewals - Boyle Road - Labour	-	\$1,947		
70826	Renewals - Boyle Road - Labour Overheads	-	\$2,804		
70826	Renewals - Boyle Road - Plant and Machinery	-	\$2,932		
70826	Renewals - Boyle Road - Materials and Contracts	-	\$1,500		
70836	Renewals - Chester Road - Labour	-	\$1,947		
70836	Renewals - Chester Road - Labour Overheads	-	\$2,804		
70836	Renewals - Chester Road - Plant and Machinery	-	\$2,932		
70836	Renewals - Chester Road - Materials and Contracts	-	\$1,500		
70846	Renewals - Club Hotel Road - Labour	-	\$1,947		
70846	Renewals - Club Hotel Road - Labour Overheads	-	\$2,804		
70846	Renewals - Club Hotel Road - Plant and Machinery	-	\$2,932		
70846	Renewals - Club Hotel Road - Materials and Contracts	-	\$1,500		
70856	Renewals - Jenkins Road - Labour	-	\$1,947		
70856	Renewals - Jenkins Road - Labour Overheads	-	\$2,804		
70856	Renewals - Jenkins Road - Plant and Machinery	-	\$2,932		
70856	Renewals - Jenkins Road - Materials and Contracts	-	\$1,500		
70866	Renewals - Buckingham Road - Labour	-	\$1,947		
70866	Renewals - Buckingham Road - Labour Overheads	-	\$2,804		
70866	Renewals - Buckingham Road - Plant and Machinery	-	\$2,932		
70866	Renewals - Buckingham Road - Materials and Contracts	-	\$1,500		
70886	Renewals - Harbour Road - Labour	-	\$1,947		
70886	Renewals - Harbour Road - Labour Overheads	-	\$2,804		
70886	Renewals - Harbour Road - Plant and Machinery	-	\$2,932		
70886	Renewals - Harbour Road - Materials and Contracts	-	\$1,500		
70116	Ovens Road	-	-	-	\$40,000
70356	Mackie Road	-	-	-	\$25,000
70156	Boyercutty Road	-	-	-	\$40,000
70406	Allen Road	-	-	-	\$25,000
70616	Flea Pool Road	-	-	-	\$40,000
70846	Club Hotel Road	-	-	-	\$15,000
70516	Ashworth Road	-	-	-	\$15,000
	Sub Total - CAPITAL WORKS	\$1,523,813	\$2,562,901	-	\$2,710,353



SHIRE OF YORK BUDGET 2019/20

Descriptions	Estimated Actuals as at 30/06/2019	Detail	Adopted Budget 2018-19		Annual Budget 2019-20		
			Income	Expenditure	Detail	Income	Expenditure
Total - ROADS	\$1,523,813	\$2,562,901	-	\$2,562,901	\$2,710,353	-	\$2,710,353
Total - INFRASTRUCTURE ASSETS ROAD RESERVES	\$1,523,813	\$2,562,901	-	\$2,562,901	\$2,710,353	-	\$2,710,353
INFRASTRUCTURE - RECREATION FACILITIES							
112302 Swimming Pool	\$22,500		-	\$75,000		-	\$75,000
Stage 1 - Design stages only	-	\$75,000	-	-	\$75,000	-	-
113346 Motocross Track Infrastructure	-			-			-
113347 Mount Brown Park Infrastructure	-			-			-
113302 Avon Park Infrastructure	\$5,000		-	\$615,672		-	\$705,672
Implement Avon Park Concept Plan - Stage 1 - Playground and Amenities	-	\$615,672	-	-	\$705,672	-	-
113365 Peace Park	-			-			-
113367 War Memorial Park	-			-			\$13,198
Flag Poles	-			-	\$13,198	-	-
113366 Gwambygine Park - Avon Ascent	\$5,090			-			-
113331 Forrest Oval Precinct Infrastructure	\$223,676			\$260,000			\$78,520
Netball Fencing	-			-	\$10,000	-	-
Install lighting & security system	-	\$30,000		-	\$30,000	-	-
Replace Bowling Green	-	\$230,000		-	-	-	-
YRCC Lawn Reticulation and installation of turf on west side	-			-	\$15,320	-	-
Replace Bowling Lights	-			-	\$10,000	-	-
Boundary Fencing	-			-	\$13,200	-	-
113335 Heritage Trails Infrastructure	\$9,001			\$15,000			\$143,785
York Trails Design	-			-	\$60,000	-	-
Avon River Trail Walk Renewal	-	\$15,000					-
Greenhills Heritage Trail 5 (Greenhills Progress Association)	-			-	\$83,785	-	-
113318 Regional Skate Park	-			-			\$350,000
Construction of skate park	-			-	\$350,000	-	-
Sub Total - CAPITAL WORKS	\$265,267	\$965,672	-	\$965,672	\$1,366,175	-	\$1,366,175
Total - RECREATION FACILITIES	\$265,267	\$965,672	-	\$965,672	\$1,366,175	-	\$1,366,175
Total - INFRASTRUCTURE ASSETS - REC FACILITIES	\$265,267	\$965,672	-	\$965,672	\$1,366,175	-	\$1,366,175
INFRASTRUCTURE ASSETS - OTHER							



SHIRE OF YORK BUDGET 2019/20

Descriptions	Estimated Actuals as at 30/06/2019	Detail	Adopted Budget 2018-19		Annual Budget 2019-20		
			Income	Expenditure	Detail	Income	Expenditure
132304 Area Promotion Infrastructure	\$20,690	-	-	\$25,000	-	-	\$30,000
RV Relocation - Stage 1	-	-	-	-	-	-	-
RV Relocation - Stage 2	-	-	-	-	\$30,000	-	-
Town Entry Statements	-	\$25,000	-	-	-	-	-
132305 Area Promotion - CBD Infrastructure	\$3,831						
Alfresco Dining - Avon Terrace	-						
	-						
Sub Total - CAPITAL WORKS	\$24,521	\$25,000	-	\$25,000	\$30,000	-	\$30,000
Total - TOURISM & AREA PROMOTION	\$24,521	\$25,000	-	\$25,000	\$30,000	-	\$30,000
Total - INFRASTRUCTURE ASSETS - OTHER	\$24,521	\$25,000	-	\$25,000	\$30,000	-	\$30,000